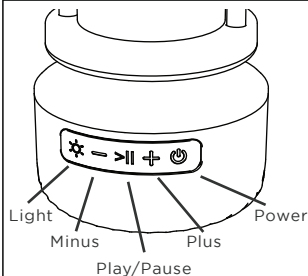


BLUETOOTH FLAME SPEAKER

Patented Flame
Technology


Quick Start



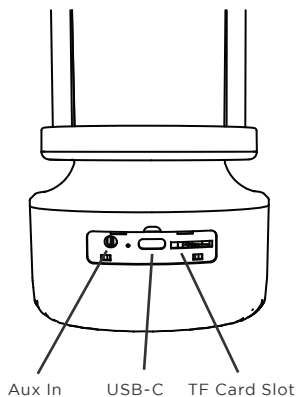
- ① **Power:** Long press to turn on (Bluetooth will be discoverable). Long press to turn off.
- ② **Connect:** On your phone or other Bluetooth player, open "Bluetooth Settings" and look for A030.
- ③ **Plus / Minus:** Short press to turn the volume up or down. Long press to skip track.
- ④ **Light:** Short press to change the light mode/color. Long press to turn the light on or off.
- ⑤ **Play/Pause:** Short press to play/pause. Long press to enter pairing mode.

2 Speaker Setup

- ① Power on, then disconnect from any Bluetooth devices.
- ② Long press Play/Pause button on speaker 1, then long press Play/Pause button on speaker 2. You should then hear a "connection successful" tone.
- ③ On your phone or other Bluetooth player, open "Bluetooth Settings" and look for A030.
- ④ To switch back to single speaker mode, long press the Play/Pause button.



Inputs



Warnings

- Do not submerge in water.
- Neighbors may mistake the light for an unattended open flame. Assure them FoxFlame is 100% safe!

Warranty

For warranty information, please visit:
www.foxflame.com
customerservice@foxflame.com



www.foxflame.com

Distributed by IdeaTech
Saint Louis, Missouri
Made in China
Patents:
<https://foxflame.com/patents>
PN: FFBT1