

PawsPik

User Manual

PawsPik SS-01 Stainless Steel
Water Fountain



Please read manual carefully before using product.

Table Of Contents

CARE INSTRUCTIONS	01	SETUP INSTRUCTIONS	04
CONTACT US	02	USE INSTRUCTIONS	08
PRODUCT OVERVIEW	03	WARRANTY	10

CARE INSTRUCTIONS

Please complete these three tasks to ensure your pet's water remains fresh and clean.

Refill often.

Maintain the water level. The pump is designed to work in water at least one inch deep. If the pump dries, it may malfunction.

Clean your pump and your fountain.

Take your pump and fountain apart to clean with soap and water every two to four weeks. Be careful not to get soap in the filters, as it will not rinse out.

Replace your filters.

Replace the carbon filter every 2-4 weeks when you clean your fountain.
Replace the sponge every two months.

Contact Us



DEAR VALUED CUSTOMERS

Thank you for choosing Pawspik! We sincerely hope that this product not only meets your needs but also exceeds your expectations. We aim to provide you with only high quality products and exceptional customer service. If you have any questions or concerns regarding your purchase please CONTACT US at **support@pawspik.com**.



PAWSPIK SIGN UP



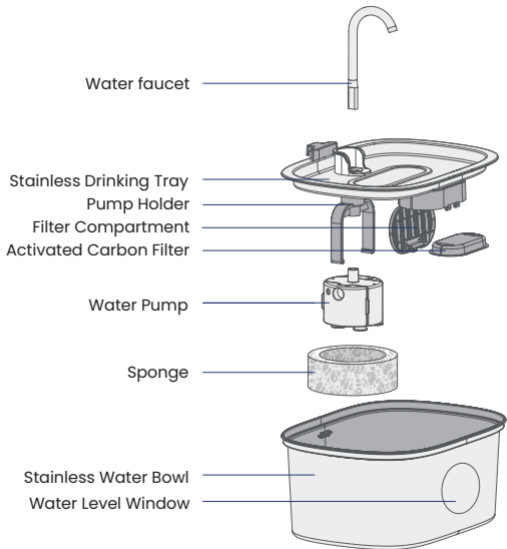
Be the first to know about our latest products, special offers, and exciting news. Join the PawsPik community and stay connected!



Visit us at **pawspik.com** for more information and sign up for our monthly newsletter.

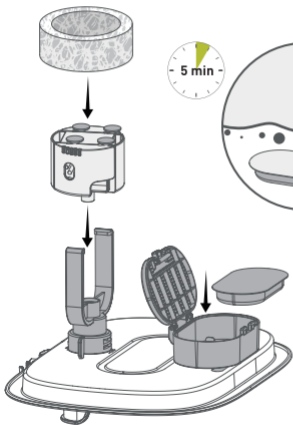


PRODUCT OVERVIEW



SETUP INSTRUCTIONS

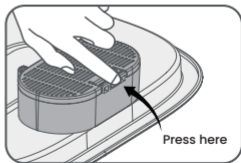
- 1 Install the pump holder first, then put the pump into the sponge. Put the activated carbon filter in the filter compartment and close it.



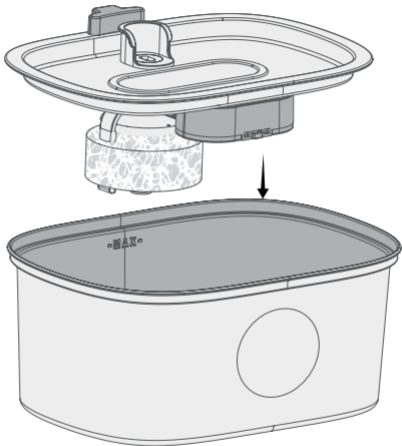
Soak the filter in a clean bowl of water for 5 minutes.

Notes:

1. The filter must be fully soaked before the fountain is turned on; Otherwise, the water may not diffuse through the filter and cause overflow.
2. Do not soak the filter in the fountain tank to avoid dust on the surface.



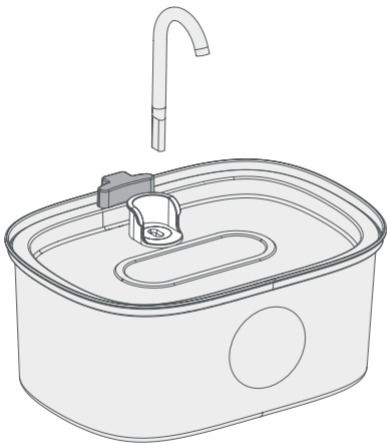
- 2 Once the cover has been assembled put back on fountain.



Put back the cover to form a seal.

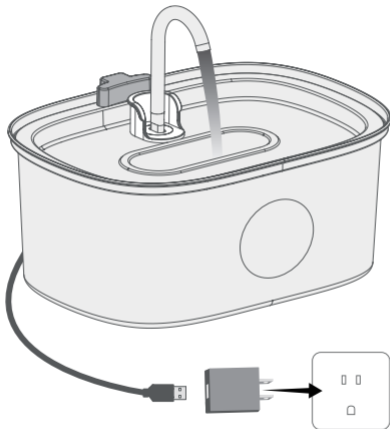
Note: Make sure the pump is fixed in place in the tank.

3 Insert the water faucet.




Insert the water faucet.

4 Connect the power adaptor.



Connect the power adaptor.

USE INSTRUCTIONS



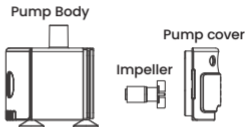
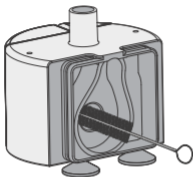
Place the fountain where your pet will use it. Fill the bowl with water, leaving a half inch of space between the water and the rim. Make sure your hands, the cord and the power adaptor are dry, then plug the fountain into an outlet.

Keep health and happiness flowing!

Clean the Pump and Fountain Every Two Weeks

Take off the pump cover and rotor.

Use the brush to clean the parts with water.



Cautions

1. Be sure to shut down and disconnect the power supply for safety when equipment is not in use.
2. This product is for indoor use only.
3. Keep power adapter and wire dry while cleaning to prevent injury or malfunction.
4. Product must have water to properly run and prevent malfunction and damage.
5. Please disconnect the power supply before maintaining and cleaning the machine.

WARRANTY

Warranty Period:

Duration: 1 year from the date of purchase.

Coverage:

Defects Covered: Materials and workmanship under normal use.

Exclusions:

Normal wear and tear.

Damage resulting from improper care or use.

Damage caused by failure to follow recommended maintenance instructions.

Damage caused during shipping or handling.

Accidents.

Damage caused by fire or water.

Tampered with or modified water fountains.

Abused or misused water fountains.

Worn-out water fountains.

Water fountains used for purposes other than intended.

General misuse or negligence.

Eligibility:

Warranty is limited to end-users who purchase a new water fountain directly from PawsPik or its authorized distributors or retailers.

Warranty may not be assigned or transferred.

PawsPik's Obligations:

Repair or Replacement: Repair or replace any defective water fountain after a thorough investigation.

Option: PawsPik may repair or replace with a substantially similar water fountain or part.

Liability: Limited to the replacement or repair of the defective water fountain.

Timeframe: PawsPik remains willing and able to repair or replace the defective water fountain or part within a commercially reasonable time after being notified of a customer's warranty claim.



**1 YEAR
WARRANTY**

WARRANTY

Additional Terms:

Payment Obligation: In the event PawsPik is required to make a payment under this limited warranty, PawsPik's liability is limited to the purchase price of the water fountain, less shipping and handling charges.

Shipping Costs: PawsPik is not responsible for the cost of shipping a replacement or defective water fountain to or from PawsPik's distribution center or any other location directed by PawsPik.

Interruptions: PawsPik is not responsible for any interruptions caused by the inability to use the water fountain for any reason.



We proudly stand behind the quality of our product and offer a limited warranty. To initiate a warranty claim, please contact our customer service team at, support@pawspik.com. We may require proof of purchase, return of the defective product/part, or pictures/videos showcasing the defect.



We express our gratitude for choosing our product. It is our sincere hope that it not only meets your needs but also exceeds your expectations. We hope both you and your pets find enjoyment in our product! Interested in our other products, check out our website pawspik.com for more beloved pet favorites.



This manual contains crucial information pertaining to the safety instructions, operation, and maintenance of your product. Please read it carefully and thoroughly prior to using the product. Retain this manual in an accessible location for future reference.



We'd Love to Hear from You!

Please share your experience with our products
and services on our store website
or for Amazon customers, on our product page!



PawsPik.com



support@pawspik.com



Made in China