

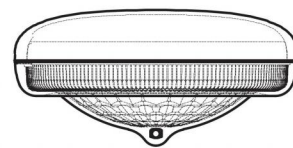
RS SOLAR POWERED POOL LIGHT WITH REMOTE

User Manual

Waterproof

100% Solar Powered

Auto ON/OFF After First Use Activation



How It Works:

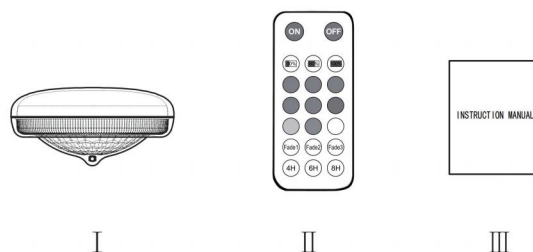
The solar panel on top of the product charges the built-in rechargeable battery in 6-8 hours during the day. To activate the system, the light must be switched ON (using the remote) upon first use. The solar panel converts sunlight into electricity then automatically illuminate for more than 8 hours when night falls and turn off in the daytime for charging.

Components:

- I 1pc LED
- II 5-Volt Solar Panel
- III 3.7-Volt Rechargeable Battery

Package Includes:

- I Pool Light X1
- II Remote control with a 3V 150mAh CR2025 battery X1
- III Instruction manual X1



Instructions For Use:

Place the lamp body directly into the water with the solar panel facing up and the LED side facing down (Figure 1), and there are 2 modes:

A. Automatic Operating Mode

After activation, the light functions under auto light-sensor control.

Day time: the built-in solar panel will automatically charge the internal battery.

Night time: the light will automatically turn on when ambient light levels are low.

No additional manual operation is required after the initial activation.

B. Remote Control Mode

1. ON: power button, turn on the light;
OFF: turn off the light.

2. 30%, 60%, 100%: three brightness options of the light.

3. Color Options: red, green, blue, yellow, orange, purple, pink, lake blue, white are available color options.

4. Fade 1, Fade 2, Fade 3: three auto color changing options.

5. 4H / 6H / 8H (Timer): choose how long the light keeps on, press one of the three buttons once to activate the timing, after the timer runs out, press the ON button on the remote control to restart the light unit.

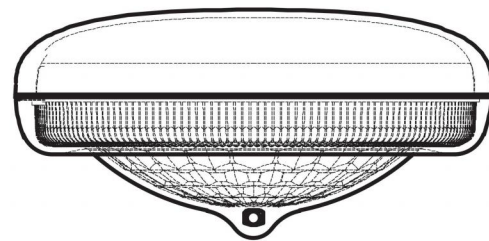


Figure 1

Note: Place the light away from porch lights or other light sources, as bright ambient lights can prevent it from automatically illuminating.

Additional Notes:

– No need to worry about the weather. The light is designed with a waterproof structure.

– Wonder if it's ON? Ensure you have pressed the 'ON' button on the remote. Then, simply cover the solar panel with your hands or place it in a dark environment, and the light should turn on. If it doesn't, allow the unit to charge for 6-8 hours, then test again.

– Please note that weather, sun intensity, and temperature can affect the actual working time of the light.

– If the light dims, dust on the exterior surface may be the cause. We recommend cleaning the light surface every 3 months with a soft, damp cloth.

- Cold temperatures may result in shorter illumination time. If the light stops working in very cold conditions, it will resume normal operation once the temperature warms up. This is NOT a defect.
- During cloudy days or winter, the solar panel may not receive sufficient direct sunlight, which can lead to reduced brightness and duration. Please be noted: This is NOT a defect. The light will return to normal performance as soon as sunlight exposure increases.

SAFETY INFORMATION

Ensure the batteries are installed correctly according to polarity (+ and -).
Do not mix old and new batteries, different brands or types of batteries, such as alkaline, carbon-zinc, or rechargeable batteries.
Remove and immediately recycle or dispose of batteries from equipment not used for an extended period of time according to local regulations.
Always completely secure the battery compartment. If the battery compartment does not close securely, stop using the product, remove the batteries, and keep them away from children.
Remove and immediately recycle or dispose of used batteries according to local regulations and keep away from children.
Do NOT dispose of batteries in household trash or incinerate.
Even used batteries may cause severe injury or death.
Non-rechargeable batteries are not to be recharged.
Do not force discharge, recharge, disassemble, heat above 70°C (158°F) or incinerate. Doing so may result in injury due to venting, leakage or explosion resulting in chemical burns.
Call a local poison control center for treatment information.



WARNING
INGESTION HAZARD:
This product contains
a button cell or coin
battery.

WARNING

- **INGESTION HAZARD:** This product contains a button cell or coin battery.
- **DEATH** or serious injury can occur if ingested.
- A swallowed button cell or coin battery can cause **Internal Chemical Burns** in as little as **2 hours**.
- **KEEP** new and used batteries **OUT OF REACH** of **CHILDREN**
- **Seek immediate medical attention** if a battery is suspected to be swallowed or inserted inside any part of the body.



DISTRIBUTED BY: Tractor Supply Company, 5401
Virginia Way, Brentwood, TN 37027
CUSTOMER SUPPORT: 1-888-376-9601
www.TractorSupply.com
MADE IN CHINA