



TANGSHAN SHUSHI

www.ts-shushi.com



TANGSHAN SHUSHI
HARDWARE TOOLS MANUFACTURE CO., LTD.



公司荣誉 COMPANY HONOR



公司简介

Company Profile

唐山舒适五金工具制造有限公司建于2000年，注册资金500万元人民币，占地面积45,000平方米，厂房、仓库、宿舍及办公楼23000平方米。公司产品主要包括锹、铲、耙、锄、镐、叉等园林及农业产品，年生产能力可达500万件。产品工艺以辊锻工艺为主，辊锻钢叉、耙子、镐头和锄头等产品远销欧洲、美洲、澳洲、非洲和东南亚等国家地区。

我司凭借先进的生产设备和生产工艺，严格质检，产品质量达到欧美行业标准。企业不断开发各种新产品及新技术，始终把创新作为企业发展的动力。公司已通过ISO14001及ISO9001质量管理体系认证。

我司坚持以人为本，追求卓越品质，以优良的质量回报广大顾客。公司全体员工愿以一流的产品、一流的服务、一流的企业理念，广交天下朋友，共创商海辉煌。

Tangshan Shushi Hardware Tools Manufacture Co., Ltd. was established in 2000 with the registered capital of 5 million RMB. Our firm covers 45,000 square meters including 23,000 square meters of factory, warehouse, dormitory and office building. The main products include shovels, spades, rakes, hoes, pickaxes and forks and the yearly production can be more than 5,000,000 pieces. Our technology is specialized in the roll forged. The forged steel forks, rakes, pickaxe and hoes are exported to the countries and regions of Europe, America, Australia, Africa and Asia.

Our company production equipments and the production craft are advanced. The product quality conforms to the European and American countries profession standards as the strict quality testing method. Our company develops the new products and technology continuously and always takes the innovation as the enterprises developed motion. It has been passed the ISO14001 and ISO9001 system of quality authorization.

Our company insists people oriented and strives for superior quality, in returns to the customers by the excellent quality. Company staff will hope to make friends extensively by the first-class product, service and enterprise ideas, seeking business cooperation and creating more.



认证企业





KEY	ITEM NO.	DESCRIPTION	DIMENSIONS (mm)	WT. (kgs)
A	TSL009602	LONG PE-COATED FIBERGLASS HANDLE ROUND POINT SHOVEL	1510*260*130	2.02
B	TSD009701	PE-COATED FIBERGLASS HANDLE ROUND POINT SHOVEL, D-GRIP	1150*260*115	1.85
C	TSL009601	LONG PE-COATED FIBERGLASS HANDLE ROUND POINT SHOVEL	1510*225*135	2.3
D	TSD009703	PE-COATED FIBERGLASS HANDLE GARDEN SPADE, D-GRIP	1100*178*115	1.85
E	TSD009708	PE-COATED FIBERGLASS HANDLE ROUND POINT SHOVEL, D-GRIP	1150*225*135	2.2
F	TSL009604	LONG PE-COATED FIBERGLASS HANDLE SQUARE POINT SHOVEL	1510*248*120	2.4
G	TSD009702	PE-COATED FIBERGLASS HANDLE DRAIN SPADE, D-GRIP	1280*152*86	1.95
H	TSL009603	LONG PE-COATED FIBERGLASS HANDLE DRAIN SPADE	1570*152*86	2.15



ULTRA-STUDY MATERIAL FIBERGLASS HANDLE
Lighter and stronger

CUSHION END GRIP
Extra comfort and control

ADJUSTABLE THATCHING RAKE HEAD ANGLE
Adjusts for individual comfort

COATED WITH TEXTURED PAINT
Prevent tool head rust



KEY	ITEM NO.	DESCRIPTION	DIMENSIONS (mm)	WT. (kgs)
A	TSL009810	LAWN SHARK EDGER WITH PE-COATED FIBERGLASS HANDLE	1524*170*50	1.65
B	TSL009816	BOW RAKE WITH PE-COATED FIBERGLASS HANDLE	1524*430*100	1.85
C	TSL009804	CULTICATOR WITH PE-COATED FIBERGLASS HANDLE	1440*130*125	1.25
D	TSH009200	POST HOLE DIGGER WITH PE-COATED FIBERGLASS HANDLES	1460*142*136	3.3
E	TSL009805	GARDEN HOE WITH SERRATED EDGE AND PE-COATED FIBERGLASS HANDLE	1445*160*135	1.25
F	TSL009807	THATCHING RAKE WITH PE-COATED FIBERGLASS HANDLE	1560*380*130	1.95



ACRYLIC EPOXY FINISH
Resists moisture

CUSHION END GRIP
Extra comfort and control

ADJUSTABLE THATCHING RAKE HEAD ANGLE
Adjusts for individual comfort

COATED WITH TEXTURED PAINT
Prevent tool head rust



KEY	ITEM NO.	DESCRIPTION	DIMENSIONS (mm)	WT. (kgs)
A	TSL005810	LAWN SHARK EDGER WITH WOOD HANDLE	1620*168*40	1.78
B	TSL005816	WOOD HANDLE BOW RAKE	1539*411*78	1.81
C	TSL005906	WOOD HANDLE CULTIVATOR	1440*130*125	1.11
D	TSH005200	POST HOLE DIGGER WITH WOOD HANDLES	1480*142*137	3.67
E	TSL005805	WOOD HANDLE SERRATED-EDGE GARDEN HOE	1445*160*135	1.16
F	TSL005807	WOOD HANDLE THATCHING RAKE	1555*1380*127	2.05



KEY	ITEM NO.	DESCRIPTION	DIMENSIONS (mm)	WT. (kgs)
A	TSL005801	LONG WOOD HANDLE ROUND POINT SHOVEL	1510*260*130	2.12
B	TSD005901	WOOD HANDLE ROUND POINT SHOVEL, D-GRIP	1150*260*115	1.9
C	TSL005902	LONG WOOD HANDLE ROUND POINT SHOVEL	1510*225*135	2.25
D	TSD005513	WOOD HANDLE GARDEN SPADE, D-GRIP	1100*178*115	1.75
E	TSD005802	WOOD HANDLE DRAIN SPADE, D-GRIP	1280*152*86	1.85
F	TSD005808	WOOD HANDLE ROUND POINT SHOVEL, D-GRIP	1150*225*135	2.2
G	TSL005903	LONG WOOD HANDLE SQUARE POINT SHOVEL	1510*248*120	2.45
H	TSL005802	LONG WOOD HANDLE DRAIN SPADE	1570*152*86	2.05

UNIQUE SERRATED BLADE EDGE
Easy soil through and cut the thickest roots

COATED WITH TEXTURED PAINT
Prevent tool head rust

OVERSIZE FOOTSTEP WITH OBTUSE ANGLE
Add digging force and secure footing

DOUBLE RIVETS
Extra strength at the handle and socket connection

PREMIUM HARDWOOD HANDLE
With exquisite textures


EXTRA LENGTH OF SOCKET
Maximum strength and prying leverage



KEY	ITEM NO.	DESCRIPTION	DIMENSIONS (mm)	WT. (kgs)
A	S518-2FL	LONG FIBERGLASS HANDLE ROUND SHOVEL	1510*215*135	1.92
B	S518-2FD	D-GRIP FIBERGLASS HANDLE ROUND SHOVEL	1030*210*140	1.82
C	S519-2FL	LONG FIBERGLASS HANDLE SQUARE SHOVEL	1510*230*135	2.16
D	S519-2FD	D-GRIP FIBERGLASS HANDLE SQUARE SHOVEL	1030*230*135	2.03
E	S526-1FL	LONG FIBERGLASS HANDLE DRAIN SPADE	1700*155*60	1.79
F	S526-1FD	D-GRIP FIBERGLASS HANDLE DRAIN SPADE	1200*140*60	1.68
G	S525-1FL	LONG FIBERGLASS HANDLE GARDEN SPADE	1510*170*60	1.76
H	S525-1FD	D-GRIP FIBERGLASS HANDLE GARDEN SPADE	1030*170*60	1.53



KEY	ITEM NO.	DESCRIPTION	DIMENSIONS (mm)	WT. (kgs)
A	S516-3FL	LONG FIBERGLASS HANDLE SQUARE SHOVEL	1610*246*150	2.58
B	S516-1FL	LONG FIBERGLASS HANDLE ROUND SHOVEL	1535*194*180	1.95
C	S516-4FL	LONG FIBERGLASS HANDLE GARDEN SPADE	1610*195*70	2.16
D	S526-3FL	LONG FIBERGLASS HANDLE TRENCH SHOVEL	1620*103*155	1.91
E	FF107D	D-GRIP FIBERGLASS HANDLE FORGED FORK	1070*180*100	2.47
F	FF106D	D-GRIP FIBERGLASS HANDLE FORGED FORK	1070*140*145	2.11
G	S516-3FD	D-GRIP FIBERGLASS HANDLE SQUARE SHOVEL	1070*246*105	2.43
H	S516-2FD	D-GRIP FIBERGLASS HANDLE GARDEN SPADE	1070*190*60	1.96



KEY	ITEM NO.	DESCRIPTION	DIMENSIONS (mm)	WT. (kgs)
A	S515-1FL	LONG FIBERGLASS HANDLE ROUND SHOVEL	1610*200*95	1.91
B	S515-4FL	LONG FIBERGLASS HANDLE ROUND SHOVEL	1535*200*180	1.90
C	S515-2FL	LONG FIBERGLASS HANDLE GARDEN SPADE	1610*200*70	2.06
D	S515-5FL	LONG FIBERGLASS HANDLE ROUND SHOVEL	1610*210*60	2.05
E	S515-3FL	LONG FIBERGLASS HANDLE SQUARE SPADE	1610*245*140	2.48
F	S513-3FD	D-GRIP FIBERGLASS HANDLE SQUARE SPADE	1070*245*150	2.35
G	S515-2FD	D-GRIP FIBERGLASS HANDLE GARDEN SPADE	1060*200*55	1.84



KEY	ITEM NO.	DESCRIPTION	DIMENSIONS (mm)	WT. (kgs)
A	S516-4FL	LONG FIBERGLASS HANDLE SQUARE SHOVEL	1610*245*180	2.49
B	S524-4FL	LONG FIBERGLASS HANDLE GARDEN SPADE	1610*190*130	1.97
C	PHD-001	LONG FIBERGLASS HANDLE POST HOLE DIGGER	1410*140*118	3.58
D	PHD-002	LONG FIBERGLASS HANDLE POST HOLE DIGGER	1530*158*135	4.16
E	S526-7FL	LONG FIBERGLASS HANDLE GARDEN SPADE	1610*190*65	2.01
F	S526-7FD	D-GRIP FIBERGLASS HANDLE GARDEN SPADE	1060*190*65	1.89
G	S526-7FL	LONG FIBERGLASS HANDLE ROUND SHOVEL	1530*195*180	1.87
H	S526-8FL	LONG FIBERGLASS HANDLE ROUND SHOVEL	1600*190*115	2.12



KEY	ITEM NO.	DESCRIPTION	DIMENSIONS (mm)	WT. (kgs)
A	S526-4FD	D-GRIP FIBERGLASS HANDLE SQUARE SHOVEL	1070*255*175	2.50
B	S526-8FL	LONG FIBERGLASS HANDLE ROUND SHOVEL	1400*190*145	1.39
C	FF107FD	D-GRIP FIBERGLASS HANDLE FORGED FORK	1080*175*100	2.42
D	S524-3FL	LONG FIBERGLASS HANDLE GARDEN SPADE	1420*180*180	1.47
E	FF106FD	D-GRIP FIBERGLASS HANDLE FORGED FORK	1080*145*140	2.09
F	S526-9FL	LONG FIBERGLASS HANDLE GARDEN SPADE	1420*175*965	1.46
G	F107D	D-GRIP FIBERGLASS HANDLE WELDED FORK	1000*180*100	1.65
H	HF-001FL	LONG FIBERGLASS HANDLE DUTCH HOE	1440*130*50	0.74
I	C-007FL	LONG FIBERGLASS HANDLE 3 TINES CULTIVATOR	1630*140*80	1.01
J	H015FL	LONG FIBERGLASS HANDLE GARDEN HOE	1360*180*130	1.00



KEY	ITEM NO.	DESCRIPTION	DIMENSIONS (mm)	WT. (kgs)
A	S516-7L	LONG WOOD HANDLE ROUND SHOVEL	1470*194*165	1.75
B	S524-3L	LONG WOOD HANDLE GARDEN SPADE	1470*195*125	1.92
C	S526-3L	LONG WOOD HANDLE TRENCH SHOVEL	1480*110*180	1.81
D	S526-7L	LONG WOOD HANDLE GARDEN SPADE	1570*192*86	1.90
E	S516-4L	LONG WOOD HANDLE SQUARE SHOVEL	1520*250*170	2.36
F	S525-9D	D-GRIP WOOD HANDLE GARDEN SPADE	1080*200*60	1.81
G	S518-30Y	Y-GRIP WOOD HANDLE ROUND SHOVEL	1170*286*165	2.44



KEY	ITEM NO.	DESCRIPTION	DIMENSIONS (mm)	WT. (kgs)
A	S516-4D	D-GRIP WOOD HANDLE SQUARE SHOVEL	1015*250*175	2.24
B	S526-7D	D-GRIP WOOD HANDLE GARDEN SPADE	1070*190*70	1.88
C	FF107WD	D-GRIP WOOD HANDLE FORGED FORK	1000*180*90	2.4
D	S526-8L	LONG WOOD HANDLE ROUND SHOVEL	1510*190*100	1.91
E	R301-1L	LONG WOOD HANDLE GARDEN RAKE	1515*445*78	1.70
F	H201-1L	LONG WOOD HANDLE GARDEN HOE	1550*150*130	1.13
G	R201-2L	LONG WOOD HANDLE GARDEN RAKE	1520*373*85	1.39
H	H202-1L	LONG WOOD HANDLE GARDEN HOE	1640*185*65	0.98
I	H-203-1L	LONG WOOD HANDLE GARDEN HOE	1625*170*40	0.92



KEY	ITEM NO.	DESCRIPTION	DIMENSIONS (mm)	WT. (kgs)
A	S517-1Y	Y-GRIP METAL HANDLE FORGED SQUARE SHOVEL	1100*240*100	2.49
B	S517-2Y	Y-GRIP METAL HANDLE FORGED DRAIN SPADE	1100*140*95	1.77
C	S517-3Y	Y-GRIP METAL HANDLE FORGED GARDEN SPADE	1100*140*90	2.49
D	S517-4Y	Y-GRIP METAL HANDLE FORGED SQUARE SHOVEL	1100*235*100	2.14
E	S517-5Y	Y-GRIP METAL HANDLE FORGED SQUARE SHOVEL	1100*190*90	2.32
F	S517-6Y	Y-GRIP METAL HANDLE WELDED DRAIN SPADE	1020*180*95	2.4
G	S517-7Y	Y-GRIP METAL HANDLE WELDED GARDEN SPADE	1100*110*98	2.3
H	S517-8D	D-GRIP METAL HANDLE WELDED GARDEN SPADE	1040*180*100	2.2



KEY	ITEM NO.	DESCRIPTION	DIMENSIONS (mm)	WT. (kgs)
A	S524-5MD	D-GRIP METAL HANDLE SQUARE SHOVEL	1280*230*205	2.3
B	S524-1ML	LONG METAL HANDLE TRIANGLE SHOVEL	1500*200*120	2.25
C	S524-1MD	D-GRIP METAL HANDLE TRIANGLE SHOVEL	1250*200*135	2.02
D	S524-2ML	LONG METAL HANDLE GARDEN SPADE	1500*200*120	2.7
E	S524-6MD	D-GRIP METAL HANDLE SQUARE SHOVEL	1200*240*170	2.46
F	S524-2MD	D-GRIP METAL HANDLE GARDEN SPADE	1250*200*130	2.02
G	F107-1MD	D-GRIP METAL HANDLE DIGGING FORK	1200*170*100	1.79



KEY	ITEM NO.	DESCRIPTION	DIMENSIONS (mm)	WT. (kgs)
A	S501MY	Y-GRIP METAL HANDLE SQUARE SHOVEL	1000*245*160	1.5
B	S503MY	Y-GRIP METAL HANDLE ROUND SHOVEL	1000*245*170	1.5
C	S512MY	Y-GRIP METAL HANDLE RECTANGULAR SHOVEL	1000*190*80	1.5
D	S503-2MY	Y-GRIP METAL HANDLE ROUND SHOVEL	1000*225*160	1.5
E	S518SD	D-GRIP METAL HANDLE ROUND SHOVEL	980*245*170	2.0
F	S519SD	D-GRIP METAL HANDLE SQUARE SHOVEL	980*365*145	2.0
G	S512SD	D-GRIP METAL HANDLE RECTANGULAR SHOVEL	980*195*90	2.0
H	F107SD	D-GRIP METAL HANDLE WELDED FORK	1030*190*60	1.8



KEY	ITEM NO.	DESCRIPTION	DIMENSIONS (mm)	WT. (kgs)
A	S501ML	LONG METAL HANDLE SQUARE SHOVEL	1500*245*160	1.6
B	S503ML	LONG METAL HANDLE ROUND SHOVEL	1500*245*170	1.6
C	S518-14ML	LONG METAL HANDLE ROUND SHOVEL	1500*215*150	1.6
D	S518-ML	LONG METAL HANDLE ROUND SHOVEL	1500*210*130	1.6
E	S518-1ML	LONG METAL HANDLE ROUND SHOVEL	1500*260*140	1.6
F	S518MY	Y-GRIP METAL HANDLE ROUND SHOVEL	1020*205*150	1.5
G	S526MY	Y-GRIP METAL HANDLE DRAIN SPADE	1160*140*80	1.5
H	S525MY	Y-GRIP METAL HANDLE GARDEN SPADE	1100*175*80	1.5



KEY	ITEM NO.	DESCRIPTION	DIMENSIONS (mm)	WT. (kgs)
A	S519-1WL	LONG WOOD HANDLE SQUARE SHOVEL	1500*230*160	1.75
B	S518-1WL	LONG WOOD HANDLE ROUND SHOVEL	1500*210*170	1.6
C	S519-1WY	Y-GRIP WOOD HANDLE SQUARE SHOVEL	1020*230*160	1.5
D	S518-1WY	Y-GRIP WOOD HANDLE ROUND SHOVEL	1020*210*170	1.35
E	S525-1WY	Y-GRIP WOOD HANDLE GARDEN SPADE	1020*175*85	1.35
F	S526-1WY	Y-GRIP WOOD HANDLE DRAIN SPADE	1020*145*80	1.4



KEY	ITEM NO.	DESCRIPTION	DIMENSIONS (mm)	WT. (kgs)
A	S519-1FL	LONG FIBERGLASS HANDLE SQUARE SHOVEL	1500*230*160	1.70
B	S518-1FL	LONG FIBERGLASS HANDLE ROUND SHOVEL	1500*210*170	1.41
C	S519-1FD	D-GRIP FIBERGLASS HANDLE SQUARE SHOVEL	1020*230*160	1.59
D	S518-1FD	D-GRIP FIBERGLASS HANDLE ROUND SHOVEL	1020*210*170	1.55
E	S525-1FD	D-GRIP FIBERGLASS HANDLE GARDEN SPADE	1020*175*85	1.41
F	S526-1FD	D-GRIP FIBERGLASS HANDLE DRAIN SPADE	1020*145*80	1.43



KEY	ITEM NO.	DESCRIPTION	DIMENSIONS (mm)	WT. (kgs)
A	F063-2WD	D-GRIP WOOD HANDLE DIGGING FORK	1200*185*115	1.77
B	S505-2WD	D-GRIP FIBERGLASS HANDLE GARDEN SPADE	1200*190*65	1.95
C	F102-2WD	D-GRIP WOOD HANDLE MANURE FORK	1200*225*175	1.42
D	S505-3WD	D-GRIP FIBERGLASS HANDLE GARDEN SPADE	1200*195*60	1.78
E	F107-2FD	D-GRIP FIBERGLASS HANDLE DIGGING FORK	1200*185*100	1.92
F	HM-002FL	LONG FIBERGLASS HANDLE HALF MOON EDGER	1450*225*30	1.27



KEY	ITEM NO.	DESCRIPTION	DIMENSIONS (mm)	WT. (kgs)
A	S521-3L	LONG WOOD HANDLE ROUND SHOVEL	1480*270*170	2.08
B	S521-1L	LONG WOOD HANDLE ROUND SHOVEL	1620*240*190	2.17
C	S521-2T	T-GRIP WOOD HANDLE ROUND SHOVEL	1100*270*155	1.81
D	F102-1L	LONG WOOD HANDLE FORGED FORKS	1630*210*90	1.61
E	S521-5Y	Y-GRIP WOOD HANDLE GARDEN SPADE	1110*175*45	1.80
F	F102-2Y	Y-GRIP WOOD HANDLE FORGED FORKS	1100*210*90	1.62
G	S521-4D	D-GRIP WOOD HANDLE SQUARE SHOVEL	980*250*145	1.73
H	F104-1L	LONG WOOD HANDLE FORGED FORKS	1610*135*130	1.46



KEY	ITEM NO.	DESCRIPTION	DIMENSIONS (mm)	WT. (kgs)
A	S518-2WL	LONG WOOD HANDLE ROUND SHOVEL	1540*220*170	2.08
B	S519-2WL	LONG WOOD HANDLE SQUARE SHOVEL	1540*230*160	2.2
C	S525-6WY	Y-GRIP WOOD HANDLE GARDEN SPADE SHOVEL	1020*175*85	1.87
D	S518-2WY	Y-GRIP WOOD HANDLE ROUND SHOVEL	1020*220*170	1.68
E	S519-2WY	Y-GRIP WOOD HANDLE SQUARE SHOVEL	1020*230*160	1.73
F	S518-9WY	Y-GRIP WOOD HANDLE ROUND SHOVEL	1020*225*170	1.85
G	S525-5WY	Y-GRIP WOOD HANDLE GARDEN SPADE	1020*170*80	1.57




KEY	ITEM NO.	DESCRIPTION	DIMENSIONS (mm)	WT. (kgs)
A	S518-5PD	D-GRIP WOOD HANDLE ROUND SHOVEL	1020*220*170	1.75
B	S519-5PD	D-GRIP WOOD HANDLE SQUARE SHOVEL	1020*240*160	1.75
C	S525-10PD	D-GRIP WOOD HANDLE GARDEN SPADE	1100*185*80	1.6
D	S525-7PD	D-GRIP WOOD HANDLE GARDEN SPADE	1100*175*80	1.6
E	S518-15Y	Y-GRIP WOOD HANDLE ROUND SHOVEL	1020*220*170	1.75
F	S519-15Y	Y-GRIP WOOD HANDLE SQUARE SHOVEL	1100*240*160	1.75
G	S518-5PY	Y-GRIP WOOD HANDLE ROUND SHOVEL	1020*220*165	1.68
H	S525-8PY	Y-GRIP WOOD HANDLE GARDEN SPADE	1020*200*100	1.62



KEY	ITEM NO.	DESCRIPTION	DIMENSIONS (mm)	WT. (kgs)
A	S518-4Y	Y-GRIP WOOD HANDLE ROUND SHOVEL	1020*290*170	1.85
B	S518-4T	T-GRIP WOOD HANDLE ROUND SHOVEL	1020*290*170	1.80
C	S519-4Y	Y-GRIP WOOD HANDLE SQUARE SHOVEL	1020*270*160	1.85
D	S519-4T	T-GRIP WOOD HANDLE SQUARE SHOVEL	1020*270*160	1.80
E	S518-4MY	Y-GRIP METAL HANDLE ROUND SHOVEL	1000*290*165	2.0
F	S518-14Y	Y-GRIP WOOD HANDLE ROUND SHOVEL	1000*205*175	1.65
G	S519-4MY	Y-GRIP METAL HANDLE SQUARE SHOVEL	1020*270*155	2.0
H	S519-14Y	Y-GRIP WOOD HANDLE SQUARE SHOVEL	1020*230*160	1.7




KEY	ITEM NO.	DESCRIPTION	DIMENSIONS (mm)	WT. (kgs)
A	S502KY	THREE PCS KOREA SHOVEL	1000*255*135	1.45
B	S501KY	THREE PCS KOREA SHOVEL	1000*235*140	1.28
C	S501R1Y	FOUR PCS JAPANESE SHOVEL	980*260*135	1.62
D	S503KY	THREE PCS KOREA SHOVEL	1000*220*140	1.22
E	S503R1Y	FOUR PCS JAPANESE SHOVEL	980*230*140	1.54
F	S501R2Y	FOUR PCS JAPANESE SHOVEL	830*185*115	1.1
G	S503R2Y	FOUR PCS JAPANESE SHOVEL	840*170*120	1.0



KEY	ITEM NO.	DESCRIPTION	DIMENSIONS (mm)	WT. (kgs)
A	S510-2L	LONG WOOD HANDLE ROUND SHOVEL	1480*270*100	1.8
B	S508-3L	LONG WOOD HANDLE SQUARE SHOVEL	1480*210*105	1.75
C	S510-4L	LONG WOOD HANDLE ROUND SHOVEL	1470*255*120	1.82
D	S524-4L	LONG WOOD HANDLE GARDEN SPADE	1470*217*120	1.7
E	S530-1L	LONG WOOD HANDLE ROUND SHOVEL	1470*270*150	1.75
F	S502-2T	T-GRIP WOOD HANDLE SQUARE SHOVEL	1470*225*100	1.68
G	S526-7L	LONG WOOD HANDLE GARDEN SPADE	1480*180*115	1.65



KEY	ITEM NO.	DESCRIPTION	DIMENSIONS (mm)	WT. (kgs)
A	S520-1T	T-GRIP WOOD HANDLE GARDEN SPADE	1150*185*55	1.73
B	S520-2T	T-GRIP WOOD HANDLE DRAIN SPADE	1200*162*65	1.7
C	S520-3T	T-GRIP WOOD HANDLE DRAIN SPADE	1230*162*55	1.68
D	S520-4T	T-GRIP WOOD HANDLE GARDEN SPADE	1150*180*65	1.68
E	S520-5T	T-GRIP WOOD HANDLE GARDEN SPADE	1150*175*65	1.64
F	S524-1T	T-GRIP WOOD HANDLE GARDEN SPADE	1200*162*55	1.95
G	S504-12T	T-GRIP WOOD HANDLE GARDEN SPADE	1100*265*215	1.6



KEY	ITEM NO.	DESCRIPTION	DIMENSIONS (mm)	WT. (kgs)
A	S508AZL	LONG WOOD HANDLE ITALY STYLE SHOVEL	1520*300*180	1.6
B	S510-3L	LONG WOOD HANDLE POINTED SHOVEL	1470*240*160	1.6
C	S527-3L	LONG WOOD HANDLE FRENCH STYLE SHOVEL	1480*290*150	1.8
D	S504-3L	LONG WOOD HANDLE SQUARE SHOVEL	1470*232*150	1.58
E	S510C-1L	LONG WOOD HANDLE ROUND POINTED SHOVEL	1520*255*170	1.65
F	S510-1L	LONG WOOD HANDLE POINTED SHOVEL	1480*250*170	1.65
G	S526-8L	LONG WOOD HANDLE TRENCH SHOVEL	1480*115*120	1.62



KEY	ITEM NO.	DESCRIPTION	DIMENSIONS (mm)	WT. (kgs)
A	S805-14Y	Y-GRIP WOOD HANDLE ALU SCOOP	1100*395*180	1.5
B	S805-7Y	Y-GRIP WOOD HANDLE ALU SHOVEL	1185*270*170	1.39
C	S805-12Y	Y-GRIP WOOD HANDLE ALU SCOOP	1100*290*175	1.44
D	S805-13Y	Y-GRIP WOOD HANDLE ALU SHOVEL	1180*245*160	1.42
E	S805-10FY	Y-GRIP FIBERGLASS HANDLE ALU SCOOP	1100*373*158	1.58
F	S805-12FY	Y-GRIP FIBERGLASS HANDLE ALU SCOOP	1150*366*235	1.6
G	S805-3Y	Y-GRIP WOOD HANDLE ALU SCOOP	1100*400*170	1.7
H	S805-7L	LONG WOOD HANDLE ALU SHOVEL	1450*270*170	1.38



KEY	ITEM NO.	DESCRIPTION	DIMENSIONS (mm)	WT. (kgs)
A	SCOOP-1D	D-GRIP FIBERGLASS HANDLE GRAIN SCOOP	1180*370*235	1.78
B	S502-3WD	D-GRIP FIBERGLASS HANDLE COAL SHOVEL	1170*350*180	2.38
C	SCOOP-3D	D-GRIP WOOD HANDLE GRAIN SCOOP	1230*365*230	1.74
D	SCOOP-2D	D-GRIP WOOD HANDLE GRAIN SCOOP	1250*360*230	1.63
E	S534-4FL	LONG FIBERGLASS HANDLE 4 IN TRENCH SHOVEL	1535*100*160	1.86
F	F147-1WL	LONG WOOD HANDLE BEDDING FORK	1600*390*190	0.92
G	S534-5FL	LONG FIBERGLASS HANDLE 5 IN TRENCH SHOVEL	1540*125*155	2.04




KEY	ITEM NO.	DESCRIPTION	DIMENSIONS (mm)	WT. (kgs)
A	SS519-1FD	D-GRIP FIBERGLAS HANDLE MINI SHOVEL	710*150*50	0.93
B	SS518-1FD	D-GRIP FIBERGLAS HANDLE MINI SHOVEL	690*146*65	0.83
C	SS518-2FD	D-GRIP FIBERGLAS HANDLE MINI SHOVEL	695*150*75	0.91
D	SS518-2FU	U-GRIP FIBERGLAS HANDLE MINI SHOVEL	695*150*80	0.96
E	SS518-2FY	Y-GRIP FIBERGLAS HANDLE MINI SHOVEL	710*150*75	0.93
F	SS518-3FD	D-GRIP FIBERGLAS HANDLE MINI SHOVEL	680*146*50	0.82
G	SS518-3WY	Y-GRIP WOOD HANDLE MINI SHOVEL	660*153*60	0.80
H	SS518-4Y	Y-GRIP WOOD HANDLE MINI SHOVEL	700*145*70	0.88



KEY	ITEM NO.	DESCRIPTION	DIMENSIONS (mm)	WT. (kgs)
A	S090-1	WOOD HANDLE MULTI-FUNCTION SHOVEL	650*170*80	0.84
B	MS-002	WOOD HANDLE DANDELION WEEDEE	530*25*25	0.34
C	S090-2	WOOD HANDLE MULTI-FUNCTION SHOVEL	515*130*55	0.51
D	MS-003	WOOD HANDLE SOIL KNIFE	440*50*140	0.34
E	MS-001	WOOD HANDLE NURSERY TROWEL	540*100*40	0.42
F	MS-004	WOOD HANDLE GARDEN CULVATOR	440*95*120	0.38
G	MS-005	WOOD HANDLE WEEDING HOE	420*62*100	0.37



KEY	ITEM NO.	DESCRIPTION	DIMENSIONS (mm)	WT. (kgs)
A	F102MY	Y-GRIP METAL HANDLE MANURE FORK	1100*210*150	1.7
B	F102ML	LONG METAL HANDLE MANURE FORK	1500*210*165	1.8
C	F102MT	T-GRIP METAL HANDLE MANURE FORK	1150*210*145	1.6
D	F107MY	Y-GRIP METAL HANDLE WELDED FORK	1060*190*120	2.1
E	F107GD	D-GRIP PLASTIC HANDLE WELDED FORK	1100*190*140	2.05
F	F107GD	D-GRIP PLASTIC HANDLE WELDED FORK	1100*190*140	2.2
G	F107FY	Y-GRIP WOOD HANDLE WELDED FORK	1100*190*120	1.5
H	F107FD	U-GRIP FIBERGLASS HANDLE WELDED FORK	1100*190*120	1.7




KEY	ITEM NO.	DESCRIPTION	DIMENSIONS (mm)	WT. (kgs)
A	F102-1L	LONG WOOD HANDLE MANURE FORK	1450*230*170	1.7
B	F109-1L	LONG WOOD HANDLE MANURE FORK	1450*160*190	1.4
C	F103-3L	LONG WOOD HANDLE MANURE FORK	1450*200*180	1.55
D	F103-4L	LONG WOOD HANDLE MANURE FORK	1450*200*180	1.55
E	F101-1L	LONG WOOD HANDLE MANURE FORK	1450*230*170	1.81
F	F105-1L	LONG WOOD HANDLE MANURE FORK	1690*252*170	1.9
G	F101-1Y	Y-GRIP WOOD HANDLE MANURE FORK	1100*230*180	1.66
H	F102-1T	T-GRIP WOOD HANDLE MANURE FORK	1100*210*180	1.51




KEY	ITEM NO.	DESCRIPTION	DIMENSIONS (mm)	WT. (kgs)
A	F115-1A	LONG WOOD HANDLE SPADING FORK	1300*192*80	1.5
B	F115-6L	D-GRIP WOOD HANDLE SPADING FORK	1140*175*75	1.45
C	F115-5T	T-GRIP WOOD HANDLE SPADING FORK	1140*168*80	1.55
D	F115-1D	D-GRIP WOOD HANDLE SPADING FORK	1140*190*80	1.5
E	F110-1L	LONG WOOD HANDLE MANURE FORK	1590*267*100	1.95
F	F110-1FL	LONG FIBERGLASS HANDLE MANURE FORK	1500*267*110	1.92
G	F110-1FD	D-GRIP WOOD HANDLE SPADING FORK	1150*267*120	1.85
H	F111-1WD	D-GRIP WOOD HANDLE MANURE FORK	1190*425*110	1.95




KEY	ITEM NO.	DESCRIPTION	DIMENSIONS (mm)	WT. (kgs)
A	F06S-2T	T-GRIP WOOD HANDLE DIGGING FORK	1100*175*60	1.7
B	F115-2T	T-GRIP WOOD HANDLE SPADING FORK	1100*175*70	1.55
C	F06S-3Y	Y-GRIP WOOD HANDLE DIGGING FORK	1100*170*60	1.5
D	F06S-1AD	D-GRIP WOOD HANDLE DIGGING FORK	1100*190*60	1.55
E	F115WY	Y-GRIP WOOD HANDLE SPADING FORK	1100*185*70	1.85
F	F115-2FY	Y-GRIP FIBERGLASS HANDLE SPADING FORK	1100*175*70	1.65
G	F115-1D	D-GRIP WOOD HANDLE DIGGING FORK	1040*170*80	1.79
H	F111-4FU	D-GRIP FIBERGLASS HANDLE MANURE FORK	1200*400*110	1.44



KEY	ITEM NO.	DESCRIPTION	DIMENSIONS (mm)	WT. (kgs)
A	R101-1L	LONG WOOD HANDLE BOW RAKE	1430*350*90	1.22
B	R101-2L	LONG WOOD HANDLE BOW RAKE	1360*390*95	1.24
C	R101-3L	LONG WOOD HANDLE BOW RAKE	1530*350*90	1.37
D	R101-4L	LONG WOOD HANDLE BOW RAKE	1540*390*95	1.44
E	R101-1FL	LONG FIBERGLASS HANDLE BOW RAKE	1560*350*95	1.26
F	R101-2FL	LONG FIBERGLASS HANDLE BOW RAKE	1400*390*90	1.25
G	R101-3FL	LONG FIBERGLASS HANDLE BOW RAKE	1400*350*95	1.33
H	R101-4FL	LONG FIBERGLASS HANDLE BOW RAKE	1500*410*90	1.37



KEY	ITEM NO.	DESCRIPTION	DIMENSIONS (mm)	WT. (kgs)
A	R106-1L	LONG WOOD HANDLE LEVEL RAKE	1400*400*100	1.44
B	R107-1L	LONG WOOD HANDLE LEVEL RAKE	1400*410*85	1.47
C	R108-1L	LONG WOOD HANDLE LEVEL RAKE	1310*345*100	1.48
D	R109-1FL	LONG FIBERGLASS HANDLE LEVEL RAKE	1250*300*90	1.05
E	R110-1FL	LONG FIBERGLASS HANDLE BOWL RAKE	1390*475*90	1.18
F	R110-2FL	LONG FIBERGLASS HANDLE LEVEL RAKE	1700*380*105	1.48
G	R111-1FR	LONG FIBERGLASS HANDLE BOWL RAKE	1240*253*120	1.19
H	R110-3FL	LONG FIBERGLASS HANDLE LEVEL RAKE	1700*375*95	1.08



KEY	ITEM NO.	DESCRIPTION	DIMENSIONS (mm)	WT. (kgs)
A	PR103-1L	LONG WOOD HANDLE PP LEAF RAKE	1220*205*50	0.65
B	MR101-1FL	LONG FIBERGLASS HANDLE METAL LEAF RAKE	1660*600*50	0.88
C	PR102-1L	LONG WOOD HANDLE PP LEAF RAKE	1800*820*50	0.85
D	MR101-1L	LONG WOOD HANDLE METAL LEAF RAKE	1520*600*50	0.84
E	MR104-1FL	LONG FIBERGLASS HANDLE METAL LEAF RAKE	1520*600*50	0.82
F	PR101-1L	LONG WOOD HANDLE PP LEAF RAKE	1800*820*50	1.09
G	MR102-1FL	LONG FIBERGLASS HANDLE METAL LEAF RAKE	1610*220*75	0.67



KEY	ITEM NO.	DESCRIPTION	DIMENSIONS (mm)	WT. (kgs)
A	MR101-2L	LONG WOOD HANDLE METAL LEAF RAKE	1660*600*50	0.82
B	GC-002L	WOOD HANDLE GRASS CUTTER	1050*360*60	1.07
C	ALU RAKE 1	LONG FIBERGLASS HANDE 36 TINES ALU RAK	1720*915*110	2.04
D	RA110-1FL	LONG FIBERGLASS HANDLE ALU RAKE	1610*918*120	1.58
E	ALU RAKE 2	LONG FIBERGLASS HANDE 24 TINES ALU RAK	1770*600*110	1.7
F	R112-1L	LONG WOOD HANDLE ZINC PLATING RAKE	1770*390*125	1.85



KEY	ITEM NO.	DESCRIPTION	DIMENSIONS (mm)	WT. (kgs)
A	H001FL	LONG FIBERGLASS HANDLE GARDEN HOE	1510*155*120	1.27
B	H004WL	LONG WOOD HANDLE GARDEN HOE	1450*175*127	1.37
C	H002FL	LONG FIBERGLASS HANDLE GARDEN HOE	1300*160*110	1.25
D	H005WL	LONG WOOD HANDLE GARDEN HOE	1440*160*120	1.28
E	H003FL	LONG FIBERGLASS HANDLE GARDEN HOE	1280*160*105	1.22
F	H006WL	LONG WOOD HANDLE GARDEN HOE	1360*160*110	1.10
G	H007WL	LONG WOOD HANDLE GARDEN HOE	1400*150*125	1.12



KEY	ITEM NO.	DESCRIPTION	DIMENSIONS (mm)	WT. (kgs)
A	H008FL	LONG FIBERGLASS HANDLE GARDEN HOE	1490*175*90	1.35
B	H011WL	LONG WOOD HANDLE GARDEN HOE	1460*175*120	1.2
C	H010FL	LONG FIBERGLASS HANDLE GARDEN HOE	1660*177*90	1.4
D	H013WL	LONG WOOD HANDLE GARDEN HOE	1380*135*150	1.29
E	H012WL	LONG WOOD HANDLE GARDEN HOE	1650*134*165	1.27
F	H015WL	LONG WOOD HANDLE GARDEN HOE	1380*135*150	1.27
G	H01014FL	LONG FIBERGLASS HANDLE GARDEN HOE	1400*177*125	1.33



KEY	ITEM NO.	DESCRIPTION	DIMENSIONS (mm)	WT. (kgs)
A	C001-4L	LONG WOOD HANDLE CULTIVATOR	1450*120*100	0.8
B	C002-4L	LONG WOOD HANDLE CULTIVATOR	1340*120*100	0.8
C	C005-3L	LONG WOOD HANDLE CULTIVATOR	1430*145*200	0.8
D	C004-4L	LONG WOOD HANDLE CULTIVATOR	1430*130*120	0.75
E	C007-1L	LONG WOOD HANDLE CULTIVATOR	1430*140*125	0.78
F	C006-3FL	LONG FIBERGLASS HANDLE CULTIVATOR	1430*145*200	0.8
G	C007-1FL	LONG FIBERGLASS HANDLE CULTIVATOR	1430*140*125	1.12



KEY	ITEM NO.	DESCRIPTION	DIMENSIONS (mm)	WT. (kgs)
A	FH-001FL	LONG FIBERGLASS HANDLE FORK HOE	1430*110*230	0.97
B	H016FL	LONG FIBERGLASS HANDLE LOOP HOE	1480*155*200	1.33
C	FH-002L	LONG WOOD HANDLE FORK HOE	1260*90*245	0.88
D	H016L	LONG WOOD HANDLE LOOP HOE	1480*150*110	1.30
E	CT-001L	LONG WOOD HANDLE GRASS CUTTER	1340*95*135	1.75
F	CT-002L	LONG WOOD HANDLE GRASS CUTTER	1320*95*58	1.55
G	FH-003FL	LONG FIBERGLASS HANDLE FORK HOE	1450*120*230	1.30



KEY	ITEM NO.	DESCRIPTION	DIMENSIONS (mm)	WT. (kgs)
A	S083-4L	LONG WOOD HANDLE SCRAPER	1370*175*30	1.26
B	HF083-1L	LONG WOOD HANDLE SCRAPER	1430*210*30	1.15
C	H009FL	LONG FIBERGLASS HANDLE GARDEN HOE	1480*175*90	1.38
D	HF085-1L	LONG WOOD HANDLE SCRAPER	1480*175*30	1.49
E	S004-1L	LONG WOOD HANDLE SCRAPER	1450*135*35	1.75
F	H017L	LONG WOOD HANDLE SCRAPER	1350*175*32	1.01



KEY	ITEM NO.	DESCRIPTION	DIMENSIONS (mm)	WT. (kgs)
A	HF-001L	LONG WOOD HANDLE HALF MOON EDGER	1500*210*30	1.22
B	HF-002L	LONG WOOD HANDLE HALF MOON EDGER	1435*210*30	1.11
C	HF-003L	LONG WOOD HANDLE HALF MOON EDGER	1600*175*30	1.09
D	HF-003D	D-GRIP WOOD HANDLE HALF MOON EDGER	1020*225*35	1.08
E	S083-1L	LONG WOOD HANDLE SCRAPER	1540*95*50	0.95
F	S081-1L	LONG WOOD HANDLE DUTCH HOE	1360*120*30	0.85



KEY	ITEM NO.	DESCRIPTION	DIMENSIONS (mm)	WT. (kgs)
A	T001	LONG METAL HANDLE 10X10 IN TAMPER	1126*249*249	9.08
B	T002	LONG METAL HANDLE 8X8 IN TAMPER	1130*200*200	4.75
C	AE009-1L	LONG WOOD HANDLE SCRAPER	1500*175*60	1.6
D	AE007-1D	D-GRIP WOOD HANDLE SCRAPER	1240*175*60	1.85
E	R113L	LONG WOOD HANDLE RAKE	1830*505*115	1.95
F	AE008-1D	D-GRIP WOOD HANDLE SCRAPER	1150*127*50	1.35
G	S081-2L	LONG WOOD HANDLE DUTCH HOE	1485*130*40	0.74



KEY	ITEM NO.	DESCRIPTION	DIMENSIONS (mm)	WT. (kgs)
A	PH003L	LONG WOOD HANDLE POST HOLE DIGGER	1470*120*135	3.20
B	PH004L	LONG FIBERGLASS HANDLE POST HOLE DIGGER	1470*120*135	3.35
C	PH005L	LONG WOOD HANDLE POST HOLE DIGGER	1470*120*135	3.42
D	PH006L	LONG WOOD HANDLE POST HOLE DIGGER	1530*152*135	6.02
E	PH007L	LONG FIBERGLASS HANDLE POST HOLE DIGGER	1520*140*145	3.94
F	PH008L	LONG WOOD HANDLE POST HOLE DIGGER	1530*140*145	4.37
G	PH009L	LONG WOOD HANDLE POST HOLE DIGGER	1560*145*105	3.23



KEY	ITEM NO.	SIZE(MM)	20'FCL(DOZ)
A	S501-1	250*300*420	1050
B	S501-2	250*290*370	1100
C	S501-3	248*290*370	1100
D	S501-4	248*290*370	1050
E	S501-5	280*320*463	800
F	S501-6	330*370*505	600
G	S501-7	225*220*365	1300
H	S502-1	260*345*450	750
I	S502-2	280*450*550	700
J	S502-3	375*462*615	600
K	S502-4	240*345*465	900
L	S502-5	345*445*570	650
M	S502-6	322*410*558	720
N	S503-1	235*300*420	1150
O	S503-2	235*300*405	1150



KEY	ITEM NO.	SIZE(MM)	20'FCL(DOZ)
A	S503-3	230*300*420	1100
B	S503-4	240*300*420	1100
C	S503-5	237*295*388	1100
D	S503-6	240*290*390	1100
E	S503-7	230*350*470	650
F	S504-1	240*275*335	1200
G	S504-2	235*280*355	1200
H	S504-3	225*280*350	1200
I	S504-4	225*280*350	1200
J	S504-5	235*280*355	1200
K	S505-1	205*300*400	1200
L	S505-2	195*270*435	900
M	S505-3	195*270*436	900
N	S505-4	180*297*600	900
O	S505-5	212*290*420	1250



KEY	ITEM NO.	SIZE(MM)	20'FCL(DOZ)
A	S505-6	136*210*320	1550
B	S506-1	220*300*400	1350
C	S506-3	205*290*400	1350
D	S506-4	220*280*380	1350
E	S506-6	210*290*400	1350
F	S506-7	220*300*376	1350
G	S506-8	254*314*486	1100
H	S506-9	257*310*510	1100
I	S508-1	345*260*330	1200
J	S508-2	250*270*330	1200
K	S508-3	245*265*330	1200
L	S508-4	244*298*346	1200
M	S508-5	210*255*315	1200
N	S509-25	250*250*380	950
O	S509-27A	270*290*390	950



KEY	ITEM NO.	SIZE(MM)	20'FCL(DOZ)
A	S509-27B	270*270*395	900
B	S509-29A	290*290*410	850
C	S509-29B	295*295*410	850
D	S509-31A	310*310*445	830
E	S509-31B	315*295*420	830
F	S510-1	260*270*350	1000
G	S510-2	260*280*360	1100
H	S510-3	295*295*385	950
I	S510-4	250*267*332	1000
J	S510-5	255*270*345	1000
K	S510-6	267*270*330	1000
L	S510-7	250*270*330	1000
M	S510-8	270*300*350	1000
N	S510-9	280*290*355	1000
O	S510-10	255*295*350	1000




KEY	ITEM NO.	SIZE(MM)	20'FCL(DOZ)
A	S518-1	205*270*485	950
B	S518-2	220*290*500	900
C	S518-3	210*290*500	900
D	S518-4	290*335*515	900
E	S518-5M	240*292*673	800
F	S518-5ZM	240*292*673	800
G	S518-6	230*290*510	900
H	S518-7	225*290*492	900
I	S518-8	230*300*540	900
J	S518-9	230*300*540	850
K	S518-10	230*300*500	900
L	S518-11	242*292*673	900
M	S518-12A	242*292*673	850
N	S518-12B	242*292*673	850
O	S518-13	222*280*500	900




KEY	ITEM NO.	SIZE(MM)	20'FCL(DOZ)
A	S518-14	209*295*500	900
B	S518-16	225*295*522	900
C	S518-18	270*325*535	880
D	S518-19	290*335*545	850
E	S518-20	300*345*555	830
F	S518-21	230*300*530	900
G	S518-22	230*290*850	850
H	SS518-1	150*215*365	1500
I	SS518-3	150*210*370	850
J	S519-1	230*270*486	850
K	S519-2	230*295*505	850
L	S519-3	240*280*500	850
M	S519-4	260*340*530	850
N	S519-5Z	240*285*650	750
O	S519-6	250*290*525	850



KEY	ITEM NO.	SIZE(MM)	20'FCL(DOZ)
A	S519-7	240*290*500	850
B	S519-8	236*280*490	850
C	S519-9	242*292*546	850
D	S519-10	242*292*546	800
E	S519-12	235*320*530	800
F	S519-13	250*335*545	780
G	S519-14	260*340*550	760
H	S519-15	295*370*580	730
I	SS519-1	150*210*380	1500
J	S524-1	200*290*470	1000
K	S524-2	200*290*470	1000
L	S524-3	190*270*427	1000
M	S524-4	195*270*460	1000
N	S524-5	190*260*350	1000
O	S524-6	245*307*435	1000



KEY	ITEM NO.	SIZE(MM)	20'FCL(DOZ)
A	S524-7	245*275*400	1000
B	S524-8	175*270*360	1100
C	S524-9	135*245*345	1300
D	S525-1	175*270*500	1000
E	S525-2	175*280*490	1000
F	S525-3	175*280*510	950
G	S525-4	170*288*510	950
H	S525-5	215*305*535	950
I	S525-7	187*310*529	950
J	S525-8	180*305*553	950
K	S525-9	173*275*505	950
L	S525-10	173*275*505	800
M	S525-12	180*280*515	950
N	S525-13	170*300*525	950
O	S526-1	160*370*652	1000



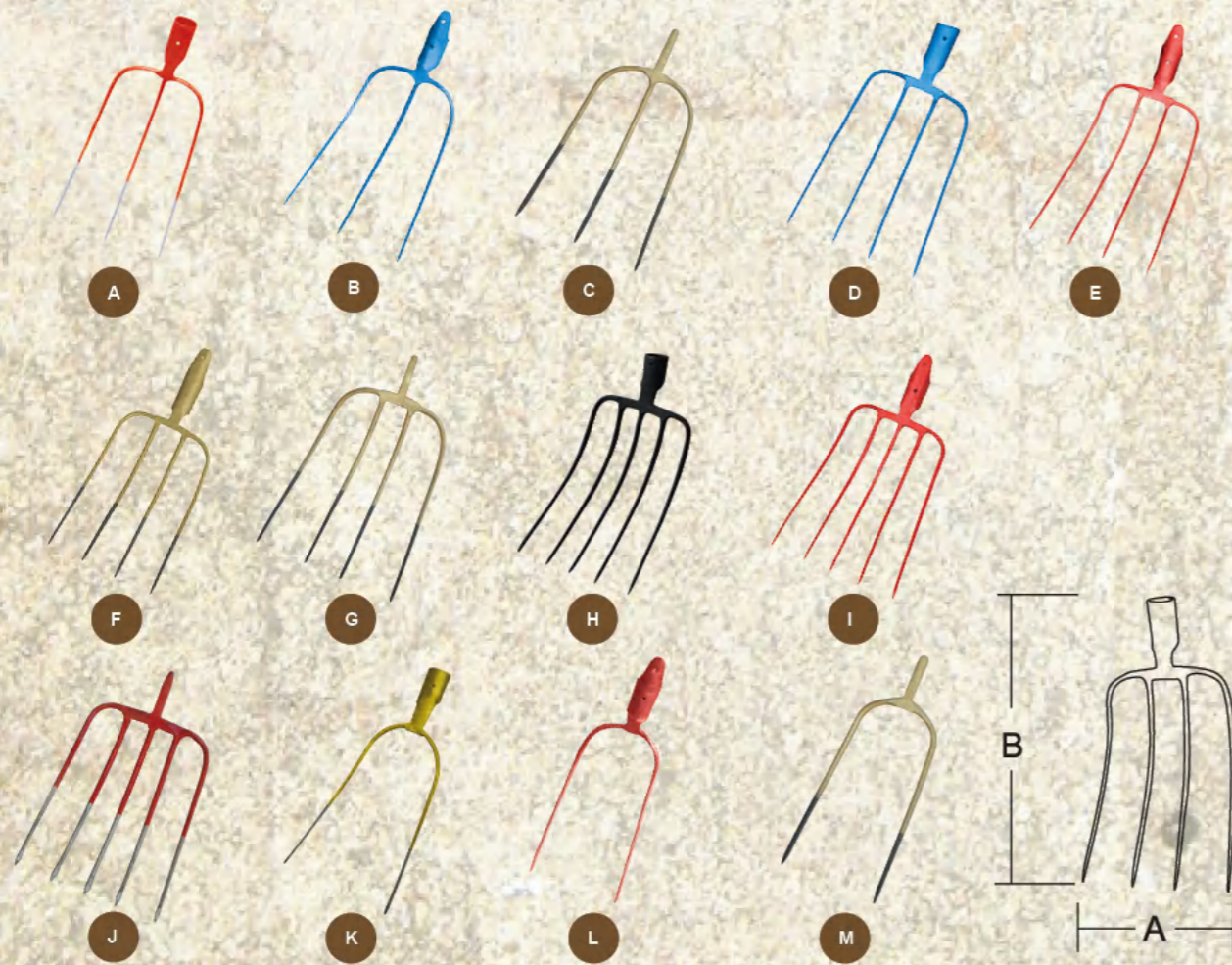
KEY	ITEM NO.	SIZE(MM)	20'FCL(DOZ)
A	S526-2	162*410*642	1100
B	S526-4	152*405*684	1000
C	S526-5	147*403*632	1000
D	S526-6	148*358*585	1000
E	S526-7	105*295*460	1300
F	S526-8	170*285*495	1300
G	S528-1	195*303*435	1000
H	S528-2	203*320*470	950
I	S528-3	198*270*465	1000
J	S528-4	200*303*485	950
K	S528-5	200*315*485	950
L	S528-6	212*318*507	950
M	S528-7	220*330*505	950
N	S528-8	220*330*505	950
O	AL-1	235*300*510	1000



KEY	ITEM NO.	SIZE(MM)	20'FCL(DOZ)
A	AL-2	325*395*510	800
B	AL-3	270*340*450	850
C	AL-4	345*434*585	750
D	AL-5	365*475*620	700
E	SNOW-1	605*287*365	300
F	SNOW-2	610*295*367	250
G	SNOW-3	460*357	300
H	SNOW-4	465*365	300
I	ICE SPADE-1	210*270*365	1500
J	ICE SPADE-2	213*163*405	1400
K	ICE SPADE-3	135*140*300	2500
L	ICE SPADE-4	125*190*275	1500
M	ICE SPADE-5	130*160*230	1500
N	ICE SPADE-6	100*235*353	1500
O	ICE SPADE-7	177*240*360	1500




KEY	ITEM NO.	SIZE(MM)	20'FCL(DOZ)
A	F115-1	190*290*380	2000
B	F115-2	175*280*365	2100
C	F115-3	165*250*330	2200
D	F115-4	160*265*345	2400
E	F115-5	170*270*355	2200
F	F115-6	150*250*340	2300
G	F115-7	170*242*335	2200
H	F115-8	180*265*345	2100
I	F06S-1	190*290*390	1800
J	F06S-1A	190*300*395	1500
K	F06S-2	175*280*385	2000
L	F06S-3	170*270*370	2100
M	F115D	185*290*370	1700
N	F107	180*290*515	1500
O	F106	220*340*445	2000



KEY	ITEM NO.	SIZE(MM)	20'FCL(DOZ)
A	F103-1	200*300	2000
B	F103-2	210*325	2000
C	F103-3	200*340	2000
D	F104-1	225*325	2000
E	F104-2	225*325	2000
F	F104-3	210*330	2000
G	F104-4	225*325	2000
H	F105-1	230*325	2000
I	F105-2	230*325	2000
J	F105-3	230*340	2000
K	F102-1	180*280	2300
L	F102-2	180*280	2300
M	F102-3	150*340	2300





KEY	ITEM NO.	SIZE(MM)	EYE ΦMM (UP/DOWN)	WEIGHT(ID)	20'FCL(DOZ)
A	JH-P401	A:540 B:40	55/65	5.0	870
		A:550 B:40	55/70	5.0	800
		A:570 B:40	55/70	6.0	730
B	JH-P402	A:530 B:37	55/65	4.5	1000
		A:540 B:40	55/65	5.0	870
		A:550 B:40	55/70	5.5	800
		A:570 B:40	55/70	6.0	730
		A:590 B:42	63/72	7.0	630
C	JH-P403	A:550 B:-	55/70	5.5	800
D	JH-P404	A:530 B:37	40/45	1.0	1000
		A:540 B:40	40/45	1.5	870
		A:550 B:40	40/45	2.0	800
		A:570 B:40	40/45	2.5	730
		A:590 B:42	40/45	3.0	630
E	JH-P406	A:550 B:40	55/70	4.5	1000
		A:570 B:40	55/70	5.0	870
F	JH-P406R	A: 550 B:40	55/70	5.0	870
G	JH-P407	A:550 B:40	55/70	5.5	800
H	JH-P410	A:540 B:62	43	2	800
		A:560 B:65	43	5.5	730
		A:578 B:70	43	3	630



Art No.	Weight (lb)	Size (mm)	pkg (doz)	Gross wt. (kg)	Dimmensions (cm)
H301	2.5	241 x 150	2	28	36 x 34 x 16
	3	246 x 155	2	34	39 x 37 x 16
	3.5	263 x 160	2	37	40 x 35 x 18
	3.5	263 x 160	20pcs	31	40 x 35 x 17
Packed in carton					
H301	2.5	241 x 150	2	33	43 x 38 x 20
	3	246 x 155	2	38	43 x 38 x 20
	3.5	263 x 160	2	40	46 x 38 x 21
	4	263 x 160	2	49	46 x 42 x 22
Packed in wooden case					
Description:Hoe,bright and blue painted					



Art No.	No.	Weight (lb)	Size (mm)	pkg (doz)	Gross wt. (kg)	Dimmensions (cm)
H302	3#	2.5	230 x 176	2	31	42 x 38 x 20
	4#	3.25	243 x 190	2	39	46 x 38 x 21
	5#	3.5	262 x 202	2	42	46 x 41 x 24
	6#	4	277 x 215	2	47	46 x 41 x 24
Packed in wooden case						
Description:Hoe,bright and blue or black painted						



Art No.	No.	Weight (lb)	Size (mm)	pkg (doz)	Gross wt. (kg)	Dimmensions (cm)
H304	1#	2	210 x 150	2	23	44 x 32 x 14
	2#	2.25	224 x 166	2	26	44 x 32 x 15
	3#	2.5	234 x 180	2	29	44 x 35 x 16
	4#	2.75	240 x 190	2	31	44 x 36 x 16
	5#	3	255 x 198	2	34	46 x 36 x 18
Packed in carton						
H304	1#	2	210 x 150	2	26	44 x 35 x 18
	2#	2.25	224 x 166	2	29	42 x 38 x 21
	3#	2.5	234 x 180	2	32	46 x 38 x 21
	4#	2.75	240 x 190	2	34	46 x 38 x 21
	5#	3	255 x 198	2	37	51 x 39 x 20
Packed in wooden case						
Description:Hoe,bright and blue painted						



Art No.	Weight (lb)	Size (mm)	pkg (doz)	Gross wt. (kg)	Dimmensions (cm)
H305	2	210 x 155	2	23	33 x 30 x 17
	2.5	220 x 160	2	28	40 x 31 x 17
	3	272 x 178	2	34	40 x 31 x 18
Packed in carton					
H305	2	210 x 155	2	25	33 x 35 x 18
	2.5	220 x 160	2	30	46 x 38 x 21
	3	272 x 178	2	36	46 x 38 x 21
Packed in wooden case					
Description:Hoe,bright and blue or black painted					



Art No.	Weight (lb)	Size (mm)	pkg (doz)	Gross wt. (kg)	Dimmensions (cm)
H313	2	204 x 194	2	23	38 x 32 x 15
Packed in carton					
H313	2	204 x 194	2	27	44 x 35 x 18
Packed in wooden case					
Description:Hoe(Eye fitting)bright and blue painted					



Art No.	Weight (lb)	Size (mm)	pkg (doz)	Gross wt. (kg)	Dimmensions (cm)
H316	2.25	235 x 150	2	26	37 x 36 x 16
	2.75	263 x 172	2	31	39 x 37 x 17
Packed in carton					
H316	2.25	235 x 150	2	29	43 x 35 x 19
	2.75	263 x 172	2	34	47 x 37 x 21
Packed in wooden case					
Description:Hoe,bright and blue or black painted					



Art No.	Weight (lb)	Size (mm)	pkg (doz)	Gross wt. (kg)	Dimensions (cm)
H317	2	225x164	2	23	38x33x16
	2.25	226x164	2	26	44x34x16
	2.5	226x164	2	28	44x34x16
Packed in carton					
H317	2	225x164	2	26	47x35x17
	2.25	226x164	2	29	47x35x17
Packed in wooden case					
Description: Hoe, bright and blue or black painted					



Art No.	Weight (lb)	Size (mm)	pkg (doz)	Gross wt. (kg)	Dimensions (cm)
H318	1.75	160x190	2	24	44x35x18
	2	176x200	2	27	44x35x18
	Packed in wooden case				
Description: Hoe, bright and painted, oval eye					



Art No.	Weight (lb)	Size (mm)	pkg (doz)	Gross wt. (kg)	Dimensions (cm)
H320	3.25	204x217	12pcs	19	37x30x18
	3.25	204x217	24pcs	36	33x33x27
	3.5	213x221	12pcs	20	37x30x18
	3.75	223x221	12pcs	21	37x37x18
Packed in carton					
H320	3.25	204x217	2	41	47x40x25
	3.5	213x221	2	44	50x41x25
	3.75	223x221	2	47	50x41x25
Packed in wooden case					
Description: Hoe, bright and blue painted					



Art No.	Weight (lb)	Size (mm)	pkg (doz)	Gross wt. (kg)	Dimensions (cm)
H324	1.5	170x175	2	17	33x27x15
	2	200x202	2	23	34x32x16
Packed in carton					
H324	1.5	170x175	2	20	44x35x18
	2	200x202	2	26	44x35x18
Packed in wooden case					
Description: Planter hoe, round eye, black painted					



Art No.	Weight (lb)	Size (mm)	pkg (doz)	Gross wt. (kg)	Dimensions (cm)
H306	2.2	185x165	1	12.94	
	Packed in carton				
Description: Forged hoe, paint and powder coated					



Art No.	Weight (lb)	Size (mm)	pkg (doz)	Gross wt. (kg)	Dimensions (cm)
H327	0.75	160x150	2	19	44x25x13
	1.125	200x170	2	28	45x30x16
Packed in carton					
H327	0.75	160x150	2	23	43x35x20
	1.125	200x170	2	32	42x38x20
Packed in wooden case					
Description: Hoe (Eye fitting) bright and blue painted					



M204



M204B



M205



M206



M208



M212



M212A



M213



M214



M252



M252A



The angle of the self-cleaning head of the Shark Attack thatching rake adjusts for individual comfort

Serrated-edge Garden Hoe

One-Piece Bow Rake