

HOBART®

MADE IN THE
USA

5/3/1
INDUSTRIAL
WARRANTY

Handler® 140

115V Wire Feed Welder



217919
March 2011



Includes:

- Comfortable 10-ft. (3 m) H100S2-10 gun
- 10-ft. (3 m) work cable with clamp
- Built-in gas solenoid valve and dual-gauge regulator with gas hose
- Spool hub assembly accommodates 4 or 8 in. spools
- Sample spool of .030 in. (0.8 mm) self-shielding flux-cored wire
- .030 in. (0.8 mm) contact tips
- Power cord with plug
- Weld set-up chart
- Owner's manual with parts lists, installation, operation and maintenance guidelines

Built with Hobart quality and durability, the Handler 140 is a wire welding package with industrial performance capable of operating on standard 115/120 volt, 20 amp home circuits. The broad output range of 25–140 amps allows you to weld 24 gauge up to 1/4 inch steel.

The Handler 140 is capable of running the following wires: .023–.035 in. (0.6–0.9 mm) mild steel or stainless steel, .030–.035 in. (0.8–0.9 mm) flux-cored, and .030 in. (0.8 mm) aluminum. Four output voltage settings with wire feed tracking make the unit easy to set and adjust for different materials and thicknesses.

Applications:

Home, farm and ranch and light fabrication projects.

- Mower Decks/Brackets
- Fences/Gates
- Kennels
- Signs
- Window Security Guards
- Grills/Smokers
- Firewood Racks
- Metal Furniture
- Machinery and Auto Repair, etc.

Features	Benefits
Excellent arc performance	Stable arc with improved performance on thin gauge material.
Proven built-in wire feeder with quick-release tension lever	Provides positive feed with adjustable tension. Easy access for threading wire.
Four output voltage settings with wire feed speed tracking	Provides a broader operating window for each wire, with quick and easy adjustment for different thicknesses and joints.
Built-in contactor	Eases use and excellent safety feature which makes wire electrically "cold" until trigger is pulled.
Convenient polarity changeover with tip holder	Access makes it quick and easy to change polarity for solid or tubular wire. Includes convenient storage holes for spare tips.
Dual-groove quick-change drive roll	Makes it easy to change from one wire size to another. One knurled groove and one smooth groove for .030–.035 in. (0.8–0.9 mm) wire.
Sloped control panel	Makes controls quickly visible and accessible.
Short circuit protection	Protects unit against current overload.
Self-resetting thermal overload	Protects power transformer to ensure reliability.
Self-resetting motor protection	Protects wire feed system from overload, no fuses to change or circuit breaker buttons to reset.
Hobart's 5/3/1 Industrial Warranty	Five-year warranty on transformers, three years on electronics (drive motors, rectifiers) and one year on guns.

Specifications (SUBJECT TO CHANGE WITHOUT NOTICE.)



Rated Output	Current Range	Max. Open-Circuit Voltage	Wire Feed Speed Range	Amps Input at Rated Output, 60 Hz, 1-Phase			Dimensions	Net Weight
				115 V	KVA	KW		
90 A, 19 VDC, at 20% Duty Cycle	25–140 A	28 V	40–700 IPM 50–740 IPM at no load	20	2.9	2.5	H: 12-3/8 in. (315 mm) W: 10-5/8 in. (270 mm) D: 19-1/2 in. (495 mm)	57 lb. (26 kg)
63 A, 21 VDC at 20% Duty Cycle*				15*	2.2*	1.77*		

*CSA rating.

Certified by Canadian Standards Association to both the Canadian and U.S. Standards.

Handler 140 Welding Guide

Settings are approximate. Adjust as required. Thicker materials can be welded using proper technique, joint preparation and multiple passes.

Recommended Voltage and Wire Speed Settings for thickness of metal being welded. Number on left of slash is Voltage Setting/Number on right of slash is Wire Feed Setting.

Material Being Welded	Wire Type and Polarity Setting	Suggested Shielding Gas 20-30 CFH Flow Rate	Diameter of Wire Being Used	Recommended Voltage and Wire Speed Settings for thickness of metal being welded.						
				24 ga. .024 in. (0.6 mm)	20 ga. .036 in. (0.8 mm)	18 ga. .048 in. (1.2 mm)	16 ga. .060 in. (1.6 mm)	11 ga. 1/8 inch (3.2 mm)	3/16 inch (4.8 mm)	1/4 inch (6.4 mm)
Steel	Flux Cored E71T-11 (DCEN)	No Shielding Gas Required Good for windy or outdoor applications	.030" (0.8 mm)	—	—	1/30	2/30	3/40	4/45	—
			.035" (0.9 mm)	—	—	—	2/20	3/20	4/35	4/50*
Steel	Solid Wire ER70S-6 (DCEP)	C ₂₅ Gas Mixture 75% Argon / 25% CO ₂ Produces less spatter. Better bead appearance.	.024" (0.6 mm)	1/25	2/30	3/40	3/50	4/70	—	—
			.030" (0.8 mm)	—	2/20	2/30	3/35	4/40	—	—
			.035" (0.9 mm)	—	—	3/25	3/30	4/40	—	—
Steel	Solid Wire ER70S-6 (DCEP)	100% CO ₂	.024" (0.6 mm)	—	2/30	3/30	3/40	4/40	—	—
			.030" (0.8 mm)	—	—	3/20	4/30	4/35	—	—
			.035" (0.9 mm)	—	—	—	4/25	4/30	—	—
Stainless Steel	Stainless Steel (DCEP)	Tri-Mix 90% He/7.5% Ar/2.5% CO ₂	.024" (0.6 mm)	—	—	2/30	3/40	4/50	—	—
			.030" (0.8 mm)	—	—	2/15	3/10	4/30	—	—
Aluminum	Aluminum** (DCEP)	100% Argon**	.030" (0.8 mm)	—	—	—	3/90**	4/90**	—	—

CHANGING POLARITY

DCEN
Electrode Negative For Flux Cored Wire

DCEP
Electrode Positive For Solid Wire

Match feed roll groove to diameter of wire being used. Set tension knob setting to 3 at start. Adjust tension per instructions in the manual.

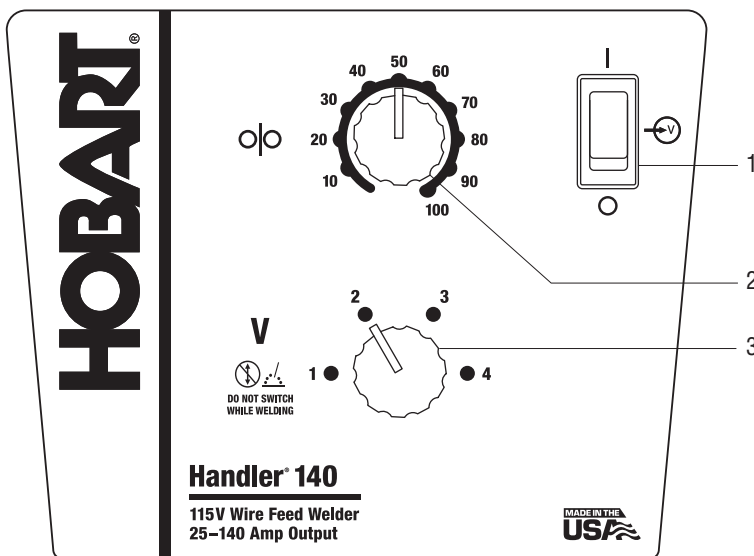
CAUTION! Do not change voltage switch position while welding. See owners manual for more information.

Wire speed listed is a starting value only. Wire speed setting can be fine-tuned while welding. Wire speed also depends on other variables such as stick out, travel speed, weld angle, cleanliness of metal, etc.

*Multiple passes required.

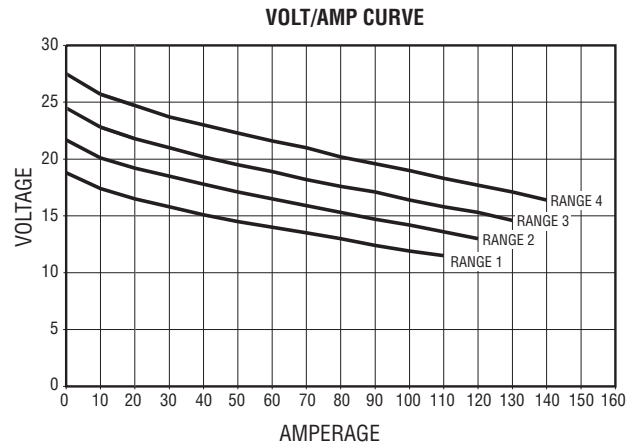
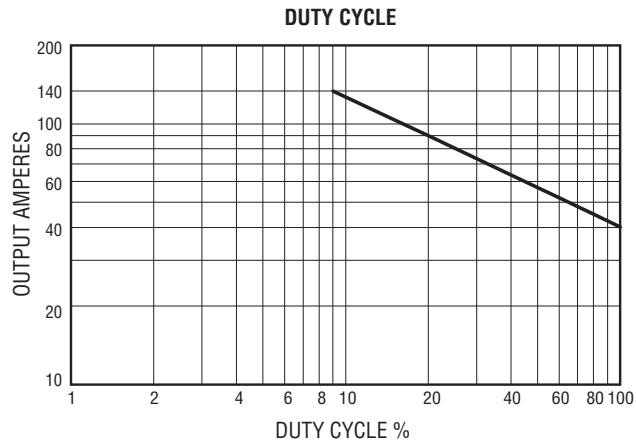
**Aluminum wire is soft so feedability is not as good. Make sure that hub tension is not too tight and keep the torch as straight as possible. A "push angle" for the torch is recommended.

Control Panel



1. Power Switch
2. Wire Speed Control
3. Voltage Control Switch

Performance Data



Accessories



H100S2-10 Replacement MIG Torch #245924

Comes in 10-ft. (3 m) length with liner for .030–.035 in. (0.8–0.9 mm) diameter wire.

Spool Gun 3035-20 #300143

- 20 ft. (6.1 m) cable and gas hose
- Weld 14 gauge–1/8 in. (1.9–3.2 mm) aluminum with the Handler 140
- Threaded nozzle and contact tips
- Spool gun conversion kit consisting of control switch and gas diverter valve
- Enclosed wire spool compartment with internal spool hub tension adjustment for 4 in. (102 mm) rolls of wire
- For .030–.035 in. (0.8–0.9 mm) aluminum, steel and stainless steel
- Rated 150 amps, 60% duty cycle



SGA 100 Spool Gun Control #043856

Required to connect spool gun to the Handler® 140. Includes 10 ft. (3 m) 115 VAC power cable and plug, 6 ft. (1.8 m) interconnecting cable, and 5 ft. (1.5 m) gas hose.



Portable CO₂ Cylinder Kit #770626

Includes one 20 oz. CO₂ cylinder (paintball style), pre-set regulator and gas hose, spare “O” rings, and mounting hardware.



Small Cart/Cylinder Rack #194776

Designed for portable MIG welders. Accommodates large and small gas cylinders.



Running Gear/Cylinder Rack #770187

Heavy-duty construction. Accommodates large and small gas cylinders.



Protective Cover #195186

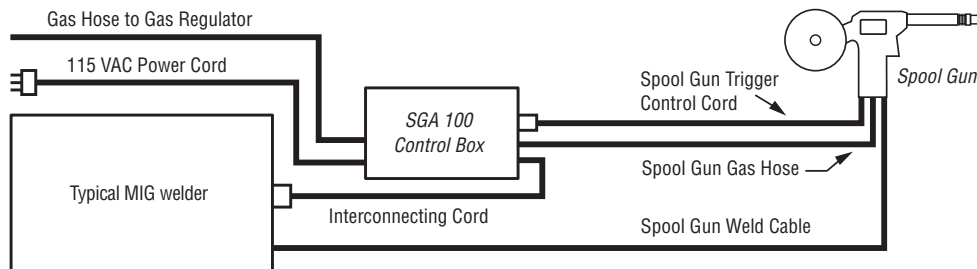
Weather-resistant nylon resists stains and mildew while protecting the finish of your welder.

Consumables

Item	Hobart Package Part #	Miller Package Part #
Contact Tips		
.023/.025 in. (0.6 mm)	#770174 (5 per package)	#087 299 (10 per package)
.030 in. (0.8 mm)	#770177 (5 per package)	#000 067 (10 per package)
.035 in. (0.9 mm)	#770180 (5 per package)	#000 068 (10 per package)
MIG Nozzle (Standard)		
	#770404	#169 715
Gasless Flux-cored Nozzle		
	#770487	#226 190
Tip Adapter		
	#770402	#169 716
Liners		
.023/.025 in. (0.6 mm)	#196139	#194 010
.030/.035 in. (0.8/0.9 mm)	#196139	#194 011
.035/.045 in. (0.9/1.2 mm)	#196140	#194 012
Power Source Drive Rolls		
Dual-groove, V-smooth — For .023/.025 in. (0.6 mm) and .030–.035 in. (0.8–0.9 mm) wire	#237338	—
Dual-groove, V-knurled — For .030–.035 in. (0.8–0.9 mm) and .045 (1.2 mm) flux-cored wire	#202926	—
Dual-groove, V-knurled and V-smooth — For .030–.035 in. (0.8–0.9 mm) flux-cored and solid wire	#246565	—

Typical Installation for Optional Spool Gun 3035-20 to Handler® 140

For Handler® 140, combine Spool Gun 3035-20 with SGA 100 to weld 14 gauge to 1/8 in. aluminum. To weld aluminum with comparable, competitive power sources, the spool gun may also be used with the SGA unit. *Note: Refer to SGA Owner's Manual for complete installation instructions.*



Hobart Welders An Illinois Tool Works Company

Hobart Welding Products Service 800-332-3281 Sales 800-626-9420

Litho in USA

hobartwelders.com

