

BELL+HOWELL

# ROGUE™

pest repeller aid  
complete home kit

FAST & EASY WAY TO HELP  
GET RID OF UNWANTED PESTS.

PERFECT FOR 6 ROOMS  
HOME & OFFICE USE

## 24/7 protection

MICRO DESIGN



PERFECT FOR  
COUNTERTOPS

CLASSIC DESIGN



HALLWAYS, BASEMENT,  
& ATTICS

EXTRA OUTLET



BEDROOMS &  
LIVING ROOMS



ANTS



MICE/RATS



SPIDERS



ROACHES

• Multi-Frequencies • Soft Pulsing Light

Thank you for choosing the Bell Howell® Pest Repeller Aid Complete Home Kit! This manual will provide you with the instructions for using the Pest Repeller Aid effectively and efficiently. Please read the manual carefully before using the Pest Repeller Aid and keep it on file for future reference.

## IMPORTANT SAFETY INSTRUCTIONS

READ ALL INSTRUCTIONS BEFORE USING.


ALL WARNINGS AND SAFETY INSTRUCTIONS SHOULD BE ADHERED TO.

**⚠ WARNING:** People with pacemakers or who use electronic devices that can be affected by certain sound waves should consult their physician(s) before using this product. Failure to follow these instructions or heed these warnings can result in serious personal injury or death.

**FOR EXTRA OUTLET UNIT - TO REDUCE THE RISK OF ELECTRIC SHOCK,** this appliance has a polarized plug (one blade is wider than the other). This plug will fit in a polarized outlet only one way. If the plug does not fit fully in the outlet, reverse the plug. If it still does not fit, contact a qualified electrician to install the proper outlet. Do not change the plug in any way.


- Do not use the Pest Repeller Aid near or around water. This unit should not be used near sinks, bathtubs, washing machines or in a damp basement. If cleaning is required, simply unplug the unit from it's power source and use a damp cloth to wipe the unit housing. Dry it completely before plugging the unit back in.
- Do not block the ventilation openings on this unit. Place the unit where it can get proper ventilation.
- Do not place this unit near heat sources such as stoves or radiators.
- This unit should be connected directly to the power source. Do not use extension cords to operate this unit.
- Do not expose the Pest Repeller Aid to rain or moisture. Do not submerge the unit in water or any other liquids.
- The Pest Repeller Aid should be repaired by a qualified service technician if any of the following has occurred:
  - Power plug has been damaged.
  - Objects or liquid have fallen into the ventilation openings of the unit.
  - The Pest Repeller Aid does not appear to operate normally.
  - The unit has been dropped or the outer housing has been damaged.
- To avoid risk of electric shock or fire, do not open the Pest Repeller Aid or attempt to alter the unit in any way. No user serviceable parts are inside this unit.
- Keep these instructions for future reference.
- To reduce the risk of injury, close supervision is necessary when an appliance is used near children.
- Do not use outdoors.

This unit should not be used on common wall areas or near property lines.



### CAUTION

RISK OF ELECTRIC SHOCK

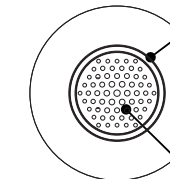


WARNING: TO PREVENT THE RISK OF FIRE OR ELECTRIC SHOCK, DO NOT EXPOSE THIS APPLIANCE TO RAIN OR MOISTURE. TO PREVENT ELECTRIC SHOCK, DO NOT REMOVE COVER. NO USER SERVICEABLE PARTS INSIDE. REFER SERVICING TO QUALIFIED SERVICE PERSONNEL. MADE IN VIETNAM.

## SAVE THESE INSTRUCTIONS. FOR INDOOR USE ONLY. FOR HOUSEHOLD USE ONLY.

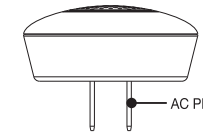
### PARTS AND FEATURES

MICRO DESIGN

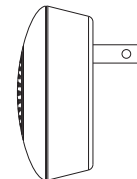


CIRCULAR LED INDICATOR LIGHT

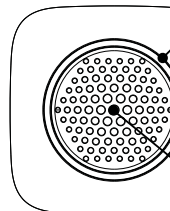
SPEAKER



AC PLUG

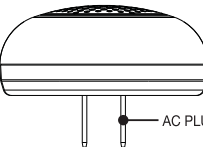


CLASSIC DESIGN

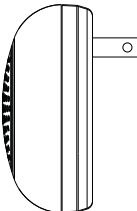


CIRCULAR LED INDICATOR LIGHT

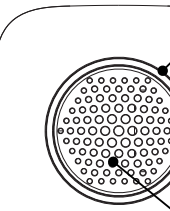
SPEAKER



AC PLUG

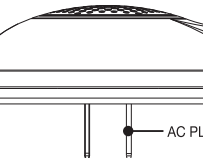


EXTRA OUTLET

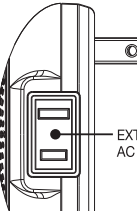


CIRCULAR LED INDICATOR LIGHT

SPEAKER



AC PLUG



EXTRA AC OUTLET

## INSTRUCTIONS

## USAGE

**NOTE:** The Pest Repeller Aid is safe to use around plants and pets such as dogs, cats, and fish. Since this product was developed to help repel rodents, it is not advisable to use this product around rodent pets such as gerbils, hamsters, or ferrets.

1. The Pest Repeller Aid is simple to use. Simply plug it into any standard 120-volt wall outlet.

Perfect for all the rooms in your house:

**Micro design** - perfect for countertops.

**Classic Design** - hallways, basement and attic.

**Extra Outlet** - bedrooms and living rooms.

Extra outlet is provided as part of the repeller's design to not block an outlet.

2. The circular blue indicator light on the front of the unit will slowly pulse to let you know that the unit is working.

### Micro Design



### Classic Design



### Extra Outlet



Extra  
AC Outlet

## TIPS FOR INCREASING PRODUCT EFFICIENCY

- Use the Pest Repeller Aid continuously.
- Make sure that all human, pet, or animal food is put away. The smell of food attracts pests and may decrease the efficiency of the Pest Repeller Aid.
- Repair any openings in your home where pests can get in.
- Avoid placing the Pest Repeller Aid behind large items in your home such as a couch or hutch.
- Do not leave windows and doors open as new rodents may enter before the Pest Repeller Aid may take effect.
- Similar to other pest management, no one method is completely effective. A combined integrated pest management program is recommended.

## FREQUENTLY ASKED QUESTIONS

### What pests do these helps repel?

Rats, mice, roaches, spiders, and ants.

### Does it kill pests?

It helps repel the pests without killing them. It is a humane and safe way to help get rid of pests from desired areas.

### What size is the average room that the pest repeller aid should be used?

- An average size room is approximately 120 sq ft. We recommend to use one unit per average-sized room. Additional units will be required in larger areas.

- Areas such as attics, basement, garages, and large storage areas may require multiple units.

### Is it safe to be used around medical devices?

People with pacemakers or who use electronic devices that can be affected by certain soundwaves should consult their physician before using this product.

### Is it safe to use around pets?

It is safe to use around cats, dogs, and fish. Since this product was developed to help repel rodents, it is not advisable to use this product around pets such as gerbils, hamsters, ferrets, and rabbits.

### What areas of the house should be avoided?

Avoid placing pest repeller aid behind furniture or other larger items in your home.

### How long does it take to help repel pests?

Although you may see results in a few days, we recommend giving the pest repeller aid 2-3 weeks for best product results. You may see an initial increase in activities during the starting period. Typical results may vary depending on the amount of pests, type of pests, and size of room.

### How do I know unit is working?

The circular blue indicator light on the front of the unit will slowly pulse to let you know that the unit is working.

### What voltage does it work on?

The pest repeller aid operates on any standard 120 volt wall outlet.

## SPECIFICATIONS

Electrical Rating: 120V AC, 60Hz

Material type: ABS+PC

Ultrasonic Frequency: 38kHz~60kHz

Noise: ≥80dBA

Dimensions:

Classic Design: 2.69 x 2.69 x 1.85 inches (68.5mm x 68.5mm x 47mm) / 1.7oz (48.5g)

Micro Design: 2.36 x 2.36 x 1.65 inches (60mm x 60mm x 42mm) / 1.19oz (34g)

With Extra Outlet: 3.2 x 3.14 x 1.88 inches (81.5mm x 80mm x 48mm) / 2.29oz (65g)

## FCC STATEMENT

WARNING: Changes or modifications to this unit not expressly approved by the party responsible for compliance could void the user's authority to operate the equipment.

**This device complies with part 15 of the FCC Rules. Operation is subject to the following two conditions: (1) This device may not cause harmful interference, and (2) this device must accept any interference received, including interference that may cause undesired operation.**

NOTE: This equipment has been tested and found to comply with the limits for a Class B digital device, pursuant to Part 15 of the FCC Rules. These limits are designed to provide reasonable protection against harmful interference in a residential installation. This equipment generates uses and can radiate radio frequency energy and, if not installed and used in accordance with the instructions, may cause harmful interference to radio communications. However, there is no guarantee that interference will not occur in a particular installation. If this equipment does cause harmful interference to radio or television reception, which can be determined by turning the equipment off and on, the user is encouraged to try to correct the interference by one or more of the following measures:

- Reorient or relocate the receiving antenna.
- Increase the separation between the equipment and receiver.
- Connect the equipment into an outlet on a circuit different from that to which the receiver is connected.
- Consult the dealer or an experienced radio/TV technician for help.

EPA EST. NO. 103872-VNM-1

PEST REPELLER AID ITEM NO. 50127 DISTRIBUTED BY VAN HAUSER, LLC NY, NY 10001  
©COPYRIGHT 2024 VAN HAUSER, LLC. ALL RIGHTS RESERVED. MADE IN VIETNAM.  
BELL+HOWELL® IS A REGISTERED TRADEMARK OF BHH LLC.