

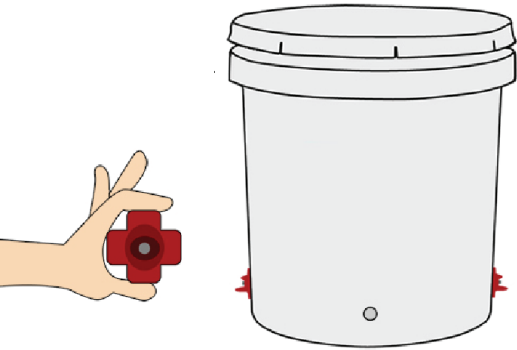
# LEAKY NIPPLE?

# FIXING IT IS FAST AND EASY!

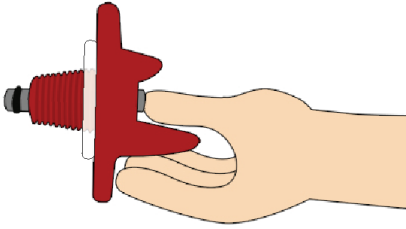
If leaking from nipple: follow instructions below

**Problem:** A piece of dirt or plastic is stuck between the black washer and the nipple, creating an opening for water to escape. **Here's how to fix it:**

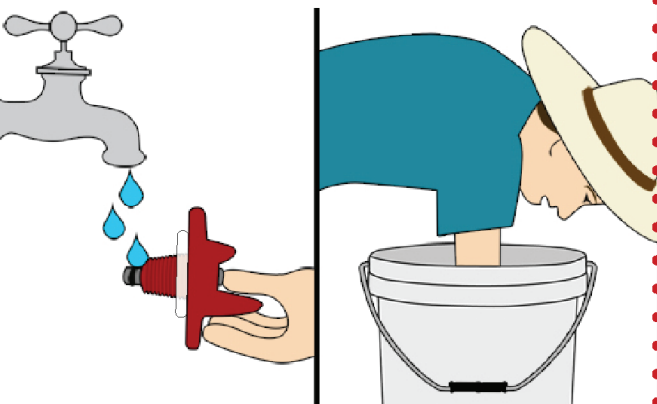
1. Unscrew by hand



2. Push and hold metal



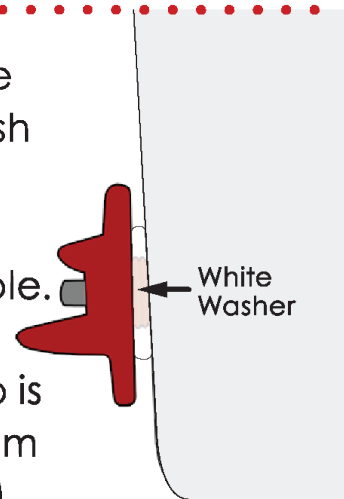
3. Run under water or swish in bucket for 5 seconds



4. Screw nipple back in bucket by hand



5. Twist until the washer is flush against the bucket and back of nipple. Make sure the long cup is on the bottom (as pictured)



Rent A Coop®

©rentacoop 2020