






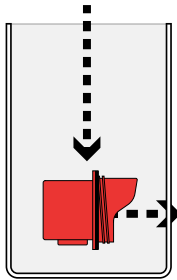
CHICK2CHICKEN
TWO/DUAL-PORT FEEDER
5LBS FEED-CAPACITY

CONTENTS:

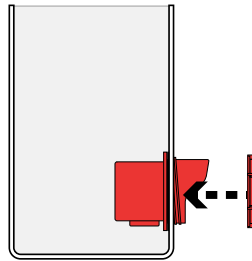
-  1X 5LB-CAPACITY BUCKET WITH HANDLE
-  1X ANTI-ROOST LID
-  2X FEED-PORTS
-  2X GASKETS (PRE-INSTALLED ON PORTS)
-  2X LOCKNUTS

1 Place the port inside the bucket and push the front of the port through one of the pre-cut holes.

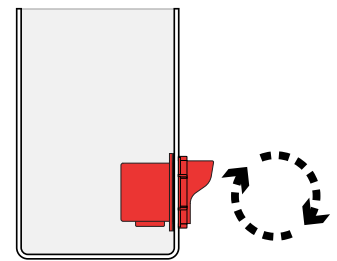
IMPORTANT: Make sure the rubber gasket stays on the inside of the bucket.



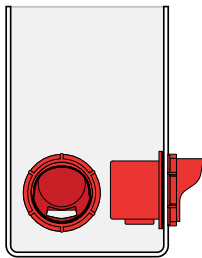
2 Place the locknut around the threads at the base of the rainhood.



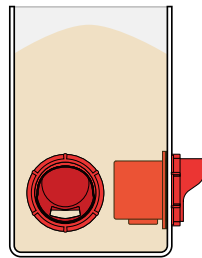
3 Turn the locknut counter-clockwise onto the rainhood until tight.



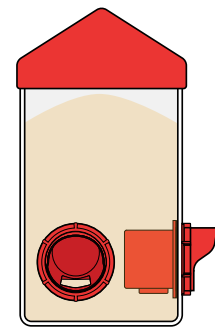
4 Repeat steps 1-3 with the remaining port.



5 Fill container with feed.




6 Cover bucket with anti-roost lid.



P L A C E M E N T

Bottom of feed-ports should be shoulder level of your smallest chick[en]



THIS PRODUCT IS INTENDED FOR CHICKENS THREE DAYS AND OLDER UP TO ADULT CHICKENS

QUESTIONS?

CONTACT OUR
EGG-SPERTS

info@rentacoop.com
1 800-642-3571
M-F 9-5 EST