

# MALONE<sup>®</sup>

CHANGING THE WAY YOU GET THERE

MPG934

## CrossBed<sup>™</sup> Tonneau Adapter

*Assembly & Installation Instructions*



### *Installation & Loading Instructions - Please Read Before Beginning*

*Veillez lire les instructions avant d'entreprendre l'installation et le chargement*

**IMPORTANT WARNING:** All vehicular transports are potentially hazardous. Any person(s) using Malone products are personally responsible for following the given directions for use and/or installation and accepts full responsibility for any and all damages or injury of any kind including death, which may result from their use and/or installation.

It is critical that all Malone racks and accessories be properly and securely attached to your vehicle. Improper attachment could result in a serious accident, and could cause serious bodily injury or death to you or to others. You are responsible for securing the racks and accessories to your car, checking the attachment's prior to use, and periodically inspecting the products for adjustment, wear, and damage.

You must read and understand all of the instructions and cautions supplied with your Malone products(s) prior to installation or use. If you do not understand all of the instructions and cautions, or, if you have no mechanical experience and are not thoroughly familiar with the installation procedures, you should have the product installed by a professional installer.

**MISE EN GARDE IMPORTANTE:** Tout transport d'un chargement sur le toit d'un véhicule est potentiellement dangereux. Une personne qui utilise les produits Malone doit suivre sans faute les instructions d'installation et d'utilisation fournies et assume l'entière responsabilité pour tout dommage ou toute blessure, y compris un décès, pouvant résulter d'une telle installation ou utilisation.

Il est essentiel de fixer correctement et solidement les supports et les accessoires à votre véhicule. Une mauvaise installation ou attache pourrait provoquer un accident, entraîner des blessures corporelles graves à vous et aux autres et même causer la mort. Vous avez la responsabilité de fixer solidement les supports et les accessoires à votre véhicule, de vérifier l'installation avant l'utilisation et d'inspecter périodiquement le produit pour déceler tout signe d'usure ou de dommage ou tout problème d'ajustement.

Vous devez lire et comprendre les instructions et les mises en garde fournies avec les produits Malone avant l'installation et l'utilisation. Si vous ne comprenez pas les instructions et les mises en garde ou si vous ne possédez pas d'expérience en mécanique et ne connaissez pas à fond les procédures à suivre d'installation, vous devriez faire monter et poser le produit par un installateur professionnel.

# MALONE<sup>®</sup>

**CHANGING THE WAY YOU GET THERE**

## Important Note

### Product Warranty & Registration Form

All information is confidential and used exclusively by MALONE only.

Dear Customer,

Thank you for your purchase of a Malone Product.

In order to be eligible for the Malone Warranty program, we ask that you contact us online at the link provided below: With-in 30 days of purchase. You can also mail this letter back to the address at the bottom.

- Online: <https://maloneautoracks.com/product-registration.php>

We will require the information below.

Here is the information collected:

First Name: \_\_\_\_\_

Last Name: \_\_\_\_\_

Address: \_\_\_\_\_

Address2: \_\_\_\_\_

City: \_\_\_\_\_

State: \_\_\_\_\_

Zip: \_\_\_\_\_

Country: \_\_\_\_\_

Email: \_\_\_\_\_

Phone: \_\_\_\_\_

Product Description/Name: \_\_\_\_\_

Product MPG# \_\_\_\_\_

Date Purchased: \_\_\_\_\_

Store Where Purchased: \_\_\_\_\_


Purchase Price: \_\_\_\_\_

Thank you for choosing Malone!

# MALONE<sup>®</sup>

CHANGING THE WAY YOU GET THERE

Mounting Plates(4)



Bed Rail Gasket (1)



Mounting Plate Brackets(4)  
w/ hardware



CrossBed Mounting  
Hardware (8pcs)

## Assembly

**NOTE: Assembly begins with the vehicles tonneau cover removed.**

After installing the adapters, reinstall your tonneau cover according to manufactures instructions.

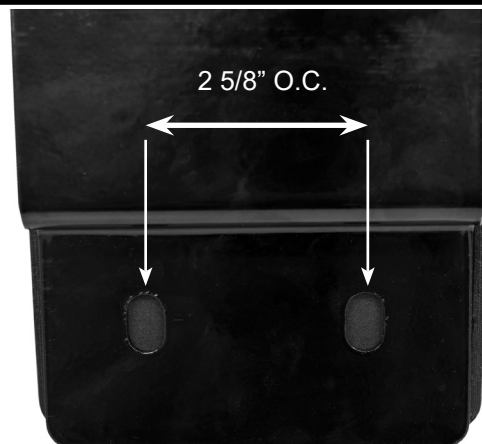
**NOTE: Drilling is required on the CrossBed™ support towers to securely mount to the adapters.**

Before we begin assembly on the vehicle take a minute to pre-drill the needed assembly holes on the support towers of your CrossBed™ truck rack. IF your truck rack has holes already drilled skip these steps.

Pair a mounting plate to the base of one support tower. Mark the location of the holes to be drilled. Using a 7/16" metal drill bit carefully drill the needed holes in the support towers.

NOTE: The mounting plate only has 2 holes so it can be used on both sides of the vehicle. Holes used measure 2 5/8" apart on center. Repeat with remaining support towers.


With holes prepared set the support towers aside.




1). Begin by placing one mounting plate on the bed rail at the desired location.

2). Next, pair the mounting hardware with the mounting plate brackets. Align and push the bolt through from the backside of the mounting plate. Add the washer and nut, finger tighten. Repeat with a second mounting plate bracket.


NOTE: The 'prongs' of the brackets should be at the bottom and insert into the narrow mounting plate slots. The bolt fits through the middle as shown.




3). Place another mounting plate on the opposite side of the vehicle in the same manner and insure both are in alignment. Slide the mounting plate brackets upwards, under the railing of the bed and tighten the mounting bolts fully



We will repeat these steps for the remaining 2 mounting plates. You should now have 2 towards the cab and 2 towards the tailgate.




With the mounting plates in position measure and cut to length the bed rail gasket and apply to the bed rail between the mounting plates. Use the remaining seal to cover the rest of railing around the bed. This will maintain a water resistant seal and prevent any water migration that may occur with the mounting plates under the tonneau cover.



You can now reinstall your trucks tonneau cover and mount your CrossBed™ truck rack.

**NOTE:** Some adjustments may be needed on the width of the truck rack so it mounts securely on the new mounting location/plates.

Use the newly provided CrossBed™ mounting hardware to secure the truck rack.



***Double check that all hardware is securely fashioned before first use.  
Re-check all hardware after first use.***

# **MALONE**

## **CHANGING THE WAY YOU GET THERE**

### **Limited Five (5) Year Warranty**

The Malone Auto Racks (Malone) Limited 5 Year Warranty covers certain Malone-brand products that have been specifically identified for inclusion in the program. This warranty is in effect for five (5) years, from the time of sale, for the original retail purchaser of the product. This warranty is terminated after five years from the date of purchase, or, when the original retail purchaser sells or otherwise transfers the product to any other person or entity during the five year warranty period.

Subject to the limitations and exclusions described in this warranty, Malone will remedy defects in materials and/or workmanship by repairing or replacing, at its option, a defective product without charge for parts or labor. Malone may elect, at its option, not to repair or replace a defective product but rather issue to the original retail purchaser a refund equal to the purchase price paid for the product, or credit to be used toward the purchase of a replacement Malone product.

This warranty does not cover, and no warranty is given for defects or problems caused by normal wear and tear, which includes, but is not limited to, surface (aesthetic) metal corrosion, scratches, dents, deformities, accidents, unlawful vehicle operation, or any modification of a product not performed or authorized in writing by Malone.

In addition, this warranty does not cover problems resulting from conditions beyond Malone's control including, but not limited to, theft, misuse, overloading, or failure to assemble, mount or use the product in accordance with Malone's written instructions or guidelines included with the product provided to the original retail purchaser.

No warranty is given for Malone products purchased outside of the continental United States, Canada and Mexico.

If the product is believed to be defective, the original retail purchaser should contact the Malone dealer from whom it was purchased, who will give the original retail purchaser instructions on how to proceed. If the original retail purchaser is unable to contact the Malone dealer, or the dealer is not able to remedy the defect, the original retail purchaser should contact Malone by email at [support@maloneautoracks.com](mailto:support@maloneautoracks.com).

In the event that the product must be returned to Malone, a technician at the email address above will provide the original purchaser with return shipping instructions. The original purchaser will be responsible for the cost of mailing the product to Malone. In order to be eligible to receive any remedy under this warranty, a copy of the original purchase receipt, a description of the defect and a return address must be provided.

### **Disclaimer of Liability**

Repair or replacement of a defective product, or the issue of a refund or credit (as determined by Malone) is the original retail purchaser's sole and exclusive remedy under this warranty. Damage to original purchaser's vehicle, cargo, or property, and/ or to any other person or property is not covered by this warranty.

This warranty is expressly made in lieu of any and all other warranties, express or implied, including the warranties of merchantability and fitness of a particular purpose

Malone's sole liability to any purchaser is limited to the remedy set forth above. In no event will Malone be liable for any direct, indirect, consequential, incidental, special, exemplary, or punitive damages, or, for any other damages of any kind or nature (including but not limited to, lost profits, lost income or lost sales).

Some states do not allow the exclusion or limitation of incidental or consequential damages, so the above limitations may not be applicable.

In addition, all vehicular transports are potentially hazardous. Any person(s) using Malone products are personally responsible for following the given directions for use and/or installation and accepts full responsibility for any and all damages or injury of any kind including death, which may result from their use and/or installation.