


GREASE GUN STORAGE RACK **KOOVA**

INSTALLATION INSTRUCTIONS

v 2.0



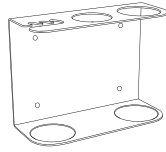
4x Screws



4x Drywall Anchors



4x Screw Covers



1x Grease Gun Rack



2x Plastic Cups



1x Metal Insert (Unpainted)

TOOLS NEEDED

- Phillips head screwdriver
- Level (optional but recommended)

INSTALLATION WARNING

To safely support the weight of your grease gun, the included drywall anchors must be used. Failure to mount the shelf properly may result in damage to property and/or personal injury.

STEP ONE: MEASURE AND MARK

Hold the Grease Gun Storage Rack on the wall where you want it to go and mark the position of the two holes on the wall (*figure a*). It is helpful to use a level to ensure the shelf is straight.

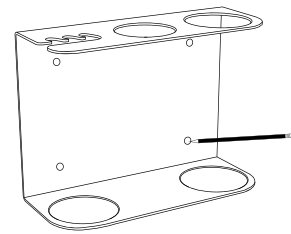


figure a

NEED A LEVEL?

Your smartphone may have a level app already installed. If not, there are free apps available.

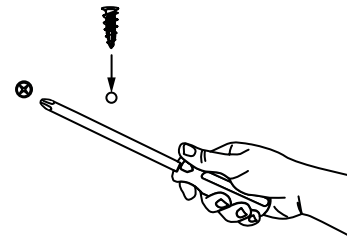


figure b

STEP TWO: INSERT ANCHORS

Using a phillips head screwdriver, install the drywall anchors into the wall at the marked locations (*figure b*).

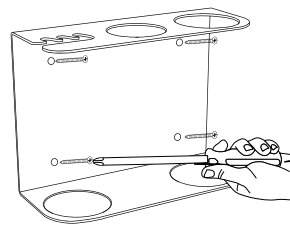


figure c

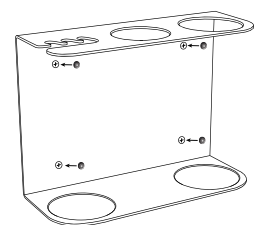


figure d

STEP THREE: MOUNT SHELF

Line up the shelf with the drywall anchors and install with included screws (*figure c*). Cover each screw with the screw covers (*figure d*).

STEP FOUR: INSERT CUPS AND INSERT

Complete installation by inserting plastic cups into the bottom holes. Please note, the cups are set into the holes from the top, they do not screw in from the bottom. Insert the metal insert into the cup on the right as shown (*figure e*).

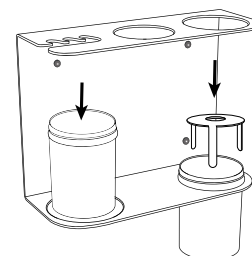


figure e

KOOVA

NEED ASSISTANCE?

Contact us at support@koova.com or on live chat at koova.com

SHOW US HOW YOU KOOVA!

We'd love to see how you use your Koova organizational products. Especially your before and after pictures! Take a photo and email it to us at support@koova.com or post it to your favorite social media channel and tag us using the hashtag **#storganization**. You might get featured on our socials or win new products!



FACEBOOK

facebook.com/KoovaOrganized



INSTAGRAM

instagram.com/Koova_Organized



PINTEREST

pinterest.com/KoovaOrganized



TWITTER

twitter.com/KoovaOrganized

KOOVA HELPS YOU PUT EVERYTHING IN ITS PLACE!



GOLF BAG ORGANIZATION



GARDEN & GARAGE ORGANIZATION



TOOL ORGANIZATION




SKATEBOARD ORGANIZATION



HOME ORGANIZATION



BICYCLE STORAGE & ORGANIZATION



SHOP
KOOVA.COM
FOR OTHER
GREAT
ORGANIZATIONAL
SOLUTIONS