



GXS11300RT

1300 Watt Tri-Fuel
Remote Control Generator

- **Performance Series Engine:** 459cc OHV engine with Cast Iron Sleeve & Low Oil Shutdown
- **High Output:** 11,300 starting watts - 9,000 running watts on gasoline; 10,100 starting watts - 8,100 running watts on propane; 9,000 starting watts - 7,200 running watts on NG
- **Run Time:** 9.5-gallon fuel tank for extended run time of up to 18 hours at 25% load
- **Digital Data Center:** Displays voltage, frequency and hours
- **Rubber Outlet Covers:** Help guard against moisture, dust, and debris
- **Heavy Duty Frame Construction:** Built tough with durable automotive style finish
- **Portable Design:** Easy to transport with folding handle and wheels - included
- **Tri Fuel:** Runs on gasoline, propane or NG fuels giving you flexibility while out on the road or during an emergency
- **Simple Starting:** Recoil, electric and remote start - *battery & fob included*




ALL NEW
2023



GXS11300RT

Multi-Feature Panel with Outlet Covers



9.5 Gal Tank with Built-In Gauge & Up To 18 Hour Runtime



Heavy Duty Frame



Tri-Fuel Flexibility



Integrated Folding Handle



Brushed Alternator With AVR



Remote, Electric & Recoil Start 459cc OHV Engine



11.0" Flat Free Wheel



GXS11300RT

5VDC Outlets (2):
USB-A 3.6A, USB-C 3.0A



Data Center
Displays;
Voltage,
Frequency,
Hours



14-50R:
50A, 120/240V




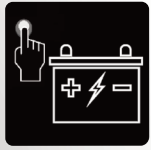
CO Sensor:
Auto Shutdown



L5-30R:
120VAC 30A



Push Button
Electric Start



GFCI AC Outlet:
120VAC 5-20R
20A Duplex



DC Outlet:
8.3A, 12VDC
Automotive Outlet



L14-30R:
120/240VAC 30A



Remote
Storage



GXS11300RT TRI-FUEL REMOTE START GENERATOR

Starting/Running Watts (Gas)	11300 / 9000W
Starting/Running Watts (Propane)	10100 / 8100W
Starting/Running Watts (NG)	9000 / 7200W
Certifications	EPA - CARB - PGMA Compliant
CO Monitor	Yes
AC Voltage	120/240V
Rated Speed/Frequency	3600rpm/60Hz
Total Harmonic Distortion (THD)	Standard
Grounding System	Neutral Bonded to Frame
Noise Level (dB)	76
Engine Type	Single Cylinder 459cc - 4 Stroke OHV
Starting System	Recoil, Electric & Remote Start - Battery & Fob Included
Low Oil Shutdown	Yes
Cast Iron Sleeve	Yes
Fuel Type	Gasoline - Propane - Natural Gas
Oil Type and Capacity	10W-30 - 33.8 fl.oz / 1000 ml / 1.0 L
Alternator Type	Brushed with AVR
Tank (Gas)	9.5 Gal / 36.1 L
Runtime @25% Load (Gas)	Up to 18 Hour
Handle	Folding U Shape
Wheel	Flat Free 11.0"
AC Outlets	1x5-20R Duplex GFCI (20A, 120V) - 1xL5-30R (30A, 120V) 1xL14-30R (30A, 120/240V) - 1x14-50R (50A, 120/240V)
DC Outlets	1x8.3A (12VDC) Automotive Outlet 2xUSB (5VDC); USB-A 3.6A, USB-C 3.0A
Voltage Selector Switch	Yes
Data Center	Yes; Voltage (V), Frequency (Hz), Total Run Time (Hour)
Included	Oil Bottle, Owner's Manual, Quick Start Guide, Spark Plug Wrench, Double Open Wrench, 30 AMP RV Adapter, 12V DC Battery Charging Cable, Oil Funnel, Remote Control Fob, Propane/LPG Hose with Regulator
Warranty (Residential)	3 Year
Unit LxWxH (in / cm)	28.0 x 28.8 x 26.7 in / 71.1 x 73.1 x 67.8 cm
Carton LxWxH (in / cm)	28.9 x 23.4 x 24.2 in / 73.5 x 59.5 x 61.5 cm
Unit Weight (lbs / kg)	224.9 lbs / 102.0 kg
Shipping Weight (lbs / kg)	233.7 lbs / 106.0 kg
UPC	850016881731

GXS11300RT

GXS11300RT



Inclusions




LPG/NG Selector Switch

LPG/NG Inlet



Main Fuel Selector Switch:

Use to select and turn on gasoline (GAS) or LPG/NG fuel source



iPOWER

www.a-ipower.com
10887 Commerce Way, Unit A
Fontana CA 92337- 8240

Phone: 855-888-3598
Fax: 909-930-3719
support@a-ipower.com
Mon-Fri 8:00 AM to 4:30 PM PST

