

Handler® 140EZ

120-Volt Wire Feed Welder



299171
March 2025



120 V

NEW!
500582

Quick Specs

DC **CV** **1** Phase

Welding Amp Range
30–140 A

Rated Output
90 A at 18.5 VDC, 30% duty cycle

Mild Steel Thickness Range
24 ga.–3/16 in.

5/3/1
INDUSTRIAL
WARRANTY

Reliable and durable. Easy to use welder with 140 amps of power.

The Handler 140 operates on 120-volt power. With a broad output range of 30–140 amps. It welds as thin as 24 gauge and up to 3/16 inch in a single pass — weld thicker materials with multiple passes and proper material prep.

Infinite voltage control and EZ Mode™ make setup and producing better welds easier on different materials and thicknesses. Fine tune your settings anywhere between 1–10 creating less spatter and cleaner welds with infinite voltage control or quickly change parameters with two turns of a knob with EZ Mode.

Spool hub accommodates 4- and 8-inch spools and wire is fed into a rugged, angled drive assembly for quick and easy setup. Quick Select™ drive rolls offer three grooves — two for different sizes of solid wire and a third for flux-cored wire.

Applications

- Maintenance/repair
- DIY
- Metal art
- Auto body
- Farm/ranch
- Construction

Includes

- 10 ft. (3 m) HM-100 MIG gun with ergonomic, rubber-padded handle
- 10 ft. (3 m) work cable with clamp
- Power cord with plug
- Built-in gas solenoid valve and dual-gauge regulator with gas hose
- .030 in. (0.8 mm) contact tips
- Quick Select™ drive roll for .024 in. (0.6 mm) or .030/.035 in. (0.8/0.9 mm) solid wire, and .030/.035 in. (0.8/0.9 mm) flux-cored wire
- Material thickness gauge

Features	Benefits
Infinite Voltage Control	Offers fine control of the output parameters for improved arc performance with less spatter and a better bead appearance.
EZ Mode™	Provides the right setting with a turn of each knob to take the guesswork out of setting parameters.
Informational Parameter Chart	Provides resources and instructions on common setup questions with detailed images.
Quick Select™ Drive Roll	Makes setup quicker by offering three grooves — two for different sizes of solid wire and a third for flux-cored wire.
Hobart 5/3/1 Industrial Warranty	Five-year warranty on transformers, stabilizers and main rectifiers; three years on generators, PC boards and drive systems; and one year on guns (MIG, plasma and TIG torches).

Specifications (Subject to change without notice.)					DC	CV	1	
Welding Amp Range	Rated Output	Amps Input at Rated Output, 60 Hz			Max. Open Circuit Voltage	Wire Feed Speed Range	Power Source Dimensions	Power Source Net Weight
		115 V	KVA	KW				
30–140 A	90 A at 18.5 VDC, 30% duty cycle	20	3.2	2.7	30 VDC	15–360 ipm	H: 14.3 in. (363 mm) W: 9.8 in. (249 mm) D: 19.6 in. (498 mm)	53 lb. (24 kg)

Note: Handler 140EZ is not recommended for use with engine-driven welders or standalone generators.

Certified by Canadian Standards Association to both the Canadian and U.S. Standards.

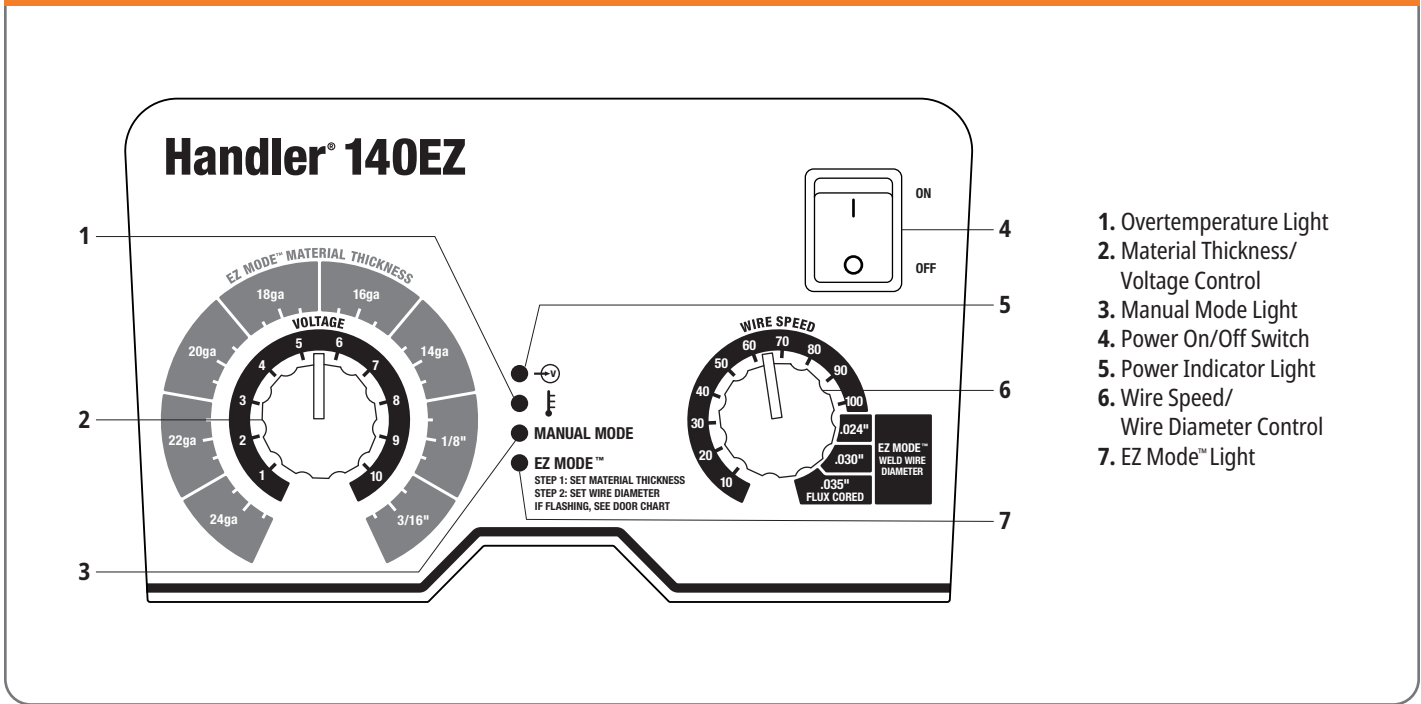


Hobart Welding Products
An ITW Welding Company
Sales: 800-626-9420
Service: 800-332-3281

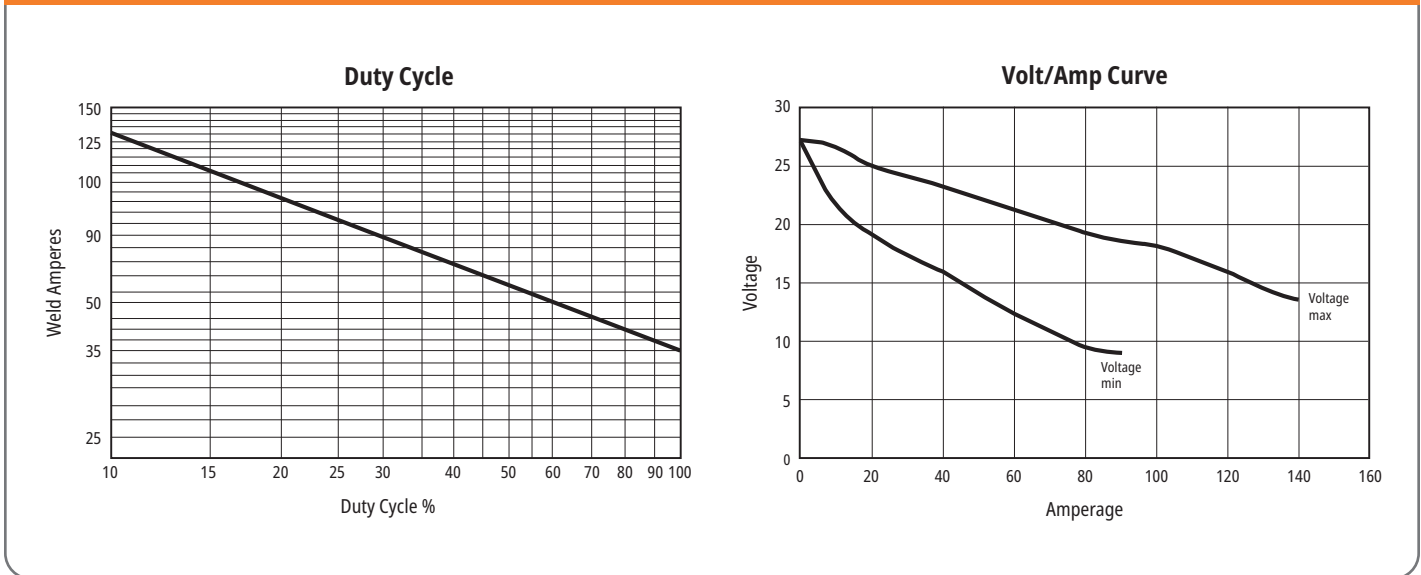
HobartWelders.com



Control Panel



Performance Data



Accessories



SpoolRunner™ 150 Spool Gun 301853

- 10 ft. (3 m) cable
- Weld 18–14 gauge (1.2–2.0 mm) aluminum with the Handler™ 140EZ
- Rated at 150 amps at 60 percent duty cycle
- For .023–.035 in. (0.6–0.9 mm) aluminum, steel and stainless steel wire on 4 in. (102 mm) diameter spools
- Includes rugged plastic carrying case
- Shipped with three .030 in. (0.8 mm) and three .035 in. (0.9 mm) contact tips



HM-100 Replacement MIG Gun 298857

Comes in 10 ft. (3 m) length with liner for .030–.035 in. (0.8–0.9 mm) diameter wire.



Small Cart/Cylinder Rack 194776

Designed for portable MIG welders. Accommodates large and small gas cylinders.



Protective Cover 195186

Weather-resistant nylon resists stains and mildew while protecting the finish of your welder.

Consumables

Item	For HM-100 Gun — Hobart Package Part #	For HM-100 Gun — Miller Package Part #	For SpoolRunner 150 — Hobart Package Part #
Contact Tips			
.023–.025 in. (0.6 mm)	770174 (5 per package)	087299 (10 per package)	199730 (5 per package)
.030 in. (0.8 mm)	770177 (5 per package)	000067 (10 per package)	186419 (5 per package)
.035 in. (0.9 mm)	770180 (5 per package)	000068 (10 per package)	186406 (5 per package)
MIG Nozzle	770404	169715	186405
Gasless Flux-cored Nozzle	770487	226190	—
Tip Adapter	770402	169716	—
Liners			
.023–.025 in. (0.6 mm)	196139	194010	—
.030/.035 in. (0.8/0.9 mm)	196139	194011	—
.035/.045 in. (0.9/1.2 mm)	196140	194012	—
Power Source Drive Rolls			
Quick Select™ drive roll for .024 in. (0.6 mm) or .030/.035 in. (0.8/0.9 mm) solid wire, and .030/.035 in. (0.8/0.9 mm) flux-cored wire	261157	261157	—
Dual-groove, V-knurled drive roll for .030/.035 in. (0.8/0.9 mm) and .045 (1.2 mm) flux-cored wire	202926	202926	—
SpoolRunner 150 Drive Roll			
For .023 in. (0.6 mm) wire	—	—	199731
For .030/.035 in. (0.8/0.9 mm) wire	—	—	186413
SpoolRunner 150 Push Roll			
For .023 in. (0.6 mm) wire	—	—	199732
For .030/.035 in. (0.8/0.9 mm) wire	—	—	186414

Handler® 140EZ Welding Guide

The Handler 140EZ is capable of running the following wires:

- .023-.030 in. (0.6-0.8 mm) mild steel or stainless steel
- .030-.035 in. (0.8-0.9 mm) flux-cored
- .030-.035 in. (0.8-0.9 mm) aluminum

QR for Setup

Scan this code or visit HobartWelders.com/140ezsetup to view video of Handler® 140EZ setup.

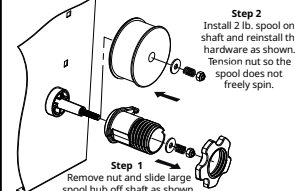


Call a Hobart Service Technician at 1-800-332-3281 — Press 1

Installing 4 in. Wire Spool

Step 1
Remove nut and slide large spool hub off shaft as shown.

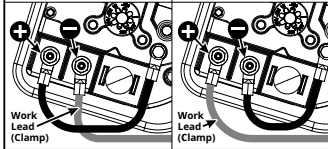
Step 2
Install 2 lb. spool on shaft and reinstall the hardware as shown. Tension nut so the spool does not freely spin.



Changing Polarity

DCEP
Electrode Positive
For Solid Wire

DCEN
Electrode Negative
For Flux-Cored Wire



Consumables

Contact Tips (5 per package)
770174 .023-.025 in.
770177 .030 in.
770180 .035 in.

Nozzles
770404 1/2 in. slip-type MIG
770487 Flux-cored

Insulated Liners (15 ft.)
196139 .023-.035 in. for MIG gun
196140 .035-.045 in. for MIG gun

Drive Rolls
261157 .024 in. V-groove / .030-.035 in. V-groove / .035 V-knurled
202926 .030-.035 in. / .045 V-knurled

Accessories

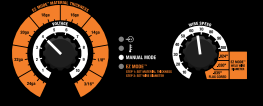
194776 Running Gear/Cylinder Rack
195186 Protective Cover
298857 HM-100 MIG Gun
301853 Aluminum Spool Gun

Consumables and accessories are available for purchase at authorized Hobart partners.

Manual Setup

- Refer to chart on the right to select Voltage and Wire Speed based on thickness of metal being welded.
- Use white highlighted values for settings.

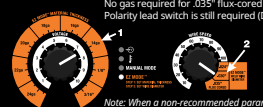
- Number on left of slash is Voltage Knob Setting (example: 4 / 65).
- Number on right of slash is Wire Speed Knob Setting (example: 4 / 65).
- When both are set or not in EZ Mode (orange highlighted), Manual Mode LED will be illuminated.



EZ Mode* for Solid and Flux-Cored

- Use orange highlighted values for settings.
- Example: 14 ga. material, using .030" solid wire.

- Set Material Thickness of mild steel with Voltage knob.
- Set Wire Diameter with Wire Speed knob. EZ Mode LED will illuminate. Setup is complete. Use 75% argon / 25% CO₂ shielding for .024" and .030" value. No gas required for .035" flux-cored value. Polarity/lead switch is still required (DCEN).



Note: When a non-recommended parameter has been selected the mode lights flash.

Steel Wire Welding (MIG/Flux-Cored) Parameters													
Material	Polarity	Shielding Gas	Flow Rate	Wire Type	Wire Size	120 Volt							
						24 ga. V / WFS	22 ga. V / WFS	20 ga. V / WFS	18 ga. V / WFS	16 ga. V / WFS	14 ga. V / WFS	1/8" V / WFS	3/16" V / WFS
Steel	DCEP	Argon 75% / CO ₂ 25% EZ MODE**	25-45 cfh	Solid Wire ER70S-6	.024"	1 / 40	1 / 40	2 / 45	3 / 55	4 / 70	5 / 80	9 / 100	—**
					.030"	1.5 / 30	2 / 30	3 / 35	3.5 / 40	5 / 50	6 / 60	10 / 65	—**
	DCEP	CO ₂ 100%	15-35 cfh	Solid Wire ER70S-6	.024"	—	2.5 / 45	3 / 45	3.5 / 55	4 / 65	5 / 80	9 / 100	—**
					.030"	—	4 / 35	4.5 / 35	4.5 / 40	5 / 45	7 / 50	10 / 60	—**
	DCEN	No shielding gas required EZ MODE*	—	Flux-cored	.030"	—	—	—	2 / 30	3 / 35	4 / 40	10 / 65	—**
					.035"	—	—	—	2 / 25	3 / 30	4 / 35	10 / 45	10 / 50
Stainless Steel	DCEP	Argon 98% / CO ₂ 2%	25-45 cfh	Stainless Steel	.024"	—	1 / 50	1.5 / 50	2.5 / 60	3.5 / 70	5 / 80	7 / 100	—**
					.030"	—	2 / 45	2.5 / 45	3 / 50	4 / 60	5.5 / 75	10 / 85	—**
Aluminum Wire Welding (MIG) Parameters													
Aluminum w/Optional Spool Gun	DCEP	100% Argon	35-45 cfh	4043	.030"	—	—	—	1.5 / 75	2.5 / 80	4 / 85	—	—
					.035"	—	—	—	2 / 65	2.5 / 70	4 / 80	—	—

*EZ Mode is only for .035" flux-cored wire. **thicker materials can be welded using proper technique, joint preparation and multiple passes. Note: Settings are approximate. Adjust as required.