



AIR TOSS BALL

FLYING ORB | Instruction Manual

Please read this instruction manual carefully before using.

- For Ages 6+
- Adult guidance is strongly recommended.

CONTENTS

- 1 FLIPO AIR TOSS
- 1 USB-C CHARGING CABLE

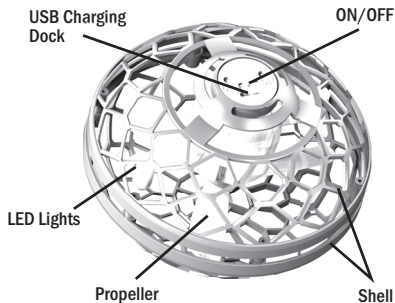


FIGURE A - Flying To Target


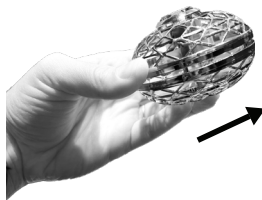


FIGURE B - Boomerang



CHARGING YOUR AIR TOSS BALL

BEFORE FIRST USE FULLY CHARGE THE AIR TOSS WITH THE INCLUDED USB-C CABLE

1. Making sure the power switch is in the off position, connect the appropriate end of the USB charging cable to the USB port next to the ON/OFF switch.
2. Connect the opposite end to your power supply.
3. A red indicator light adjacent to the USB charging port will illuminate.
4. When charging is complete, the light will turn OFF. Immediately unplug the Air Toss from the charger.

USE

TURING ON

1. Hold the Air Toss horizontally in one hand with the ON/OFF toggle switch facing up as marked on the device.
2. Move the toggle switch to the ON position.
3. With the Air Toss facing up and in an upright position, shake it to start the propellers.

FLYING TO TARGET

Tilt the Air Toss down at a 15° to 65° angle toward the target and throw smoothly to the target. (Figure A)

BOOMERANG

Tilt the Air Toss up at a 15° to 45° angle and throw smoothly away from you. The Air Toss will return approximately to the release point. (Figure B)

Note: Flight speed increases the greater the angle before the toss. Begin with smaller angles until skills are increased with practice.

SAFETY FEATURES

Your Air Toss has a safety shut off when hitting hard objects or when the propeller is impeded. To restart, hold the Air Toss upright and shake once.

When the Air Toss lights flash for 15 seconds the charge is expended, and the propeller will stop turning. Repeat charging steps above.

WARNINGS:

- DO NOT DISPOSE OF THESE INSTRUCTIONS – KEEP FOR FUTURE USE.
- Do not disassemble or otherwise alter or change the product.
- Avoid strong impact with hard objects.
- Do not expose the product to high heat -including direct sunlight.
- Do not submerge or play with the toy in rain, standing water, puddles, ponds, lakes, or rivers.
- Do not direct the toy toward glass objects, light bulbs, or other fragile materials.
- Keep away from flammable or explosive materials.
- Keep hair and other objects away from the propeller.

FCC INFORMATION

Model number(s): TOY-AIRTOSS-RD, TOY-AIRTOSS-PR, TOY-AIRTOSS-BL

This device complies with Part 15 of the FCC Rules. Operation is subject to the following two conditions: (1) this device may not cause harmful interference, and (2) this device must accept any interference received, including interference that may cause undesired operation.

Warning: Changes or modifications to this unit not expressly approved by the party responsible for compliance could void the user's authority to operate the equipment."

NOTE: This equipment has been tested and found to comply with the limits for a Class B digital device, pursuant to Part 15 of the FCC Rules. These limits are designed to provide reasonable protection against harmful interference in a residential installation. This equipment generates, uses and can radiate radio frequency energy and, if not installed and used in accordance with the instructions, may cause harmful interference to radio communications. However, there is no guarantee that interference will not occur in a particular installation. If this equipment does cause harmful interference to radio or television reception, which can be determined by turning the equipment off and on, the user is encouraged to try to correct the interference by one or more of the following measures:

- Reorient or relocate the receiving antenna.
- Increase the separation between the equipment and receiver.
- Connect the equipment into an outlet on a circuit different from that to which the receiver is connected.
- Consult the dealer or an experienced radio/TV technician for help.

30 DAYS LIMITED WARRANTY:

FLIPO GROUP warrants to the original purchaser, when used in North America only, that this product shall be free of defects in material and workmanship. This warranty applies within 30 days of the original purchase with normal home use. This warranty does not apply for commercial use of this product. Use outside of North America is not covered by this warranty.

During the warranty period, we will at our option, repair or replace this product without charge, which shall be the consumer's sole remedy. ALL RETURNS must be accompanied by a Return Authorization Number, which is issued by the Customer Service Department of Flipo Group. Please contact Customer Service BEFORE returning any item. Once you have obtained a Return Authorization Number, the product must be returned with a clear copy of the proof of purchase, showing place and date of purchase, postage and insurance prepaid to:

*Flipo Group
613 First Street
La Salle, IL 61301*

This warranty does not cover installation, adjustments in the home, nor damage due to accidents, misuse, abuse, fire or other acts of God, incorrect line voltage, damage to other equipment caused by improper installation, unauthorized or improper modification. This warranty gives you specific legal rights and you may also have other rights that vary from state to state.



Manufactured by Flipo Group Limited 613 First Street, La Salle, IL 61301

Questions or Comments? Call: (815) 223-9942 • Email: info@flipo.com • Fax: (815) 200-6007

MADE IN CHINA