



AGE 5+

INSTRUCTION MANUAL

MINI DINO ROBOT

MODEL NO: TOY-RC

Read instructions before use.
Please save this manual to reference in the future
if necessary.


To remove the Dino from the base/remote control, push the button located behind the Dino's tail DOWN and simultaneously slide the Dino to the left.



Battery Installation

Remote Control:

Your controller requires 2 AAA batteries that are not included. To replace; Use a Phillips head screwdriver to loosen the screw on the battery cover by turning counter-clockwise. Insert 2 X 1.5V "AAA" batteries according to the polarity shown in the battery compartment. Replace the battery cover and tighten the screw.



Battery Installation

Dino Robot

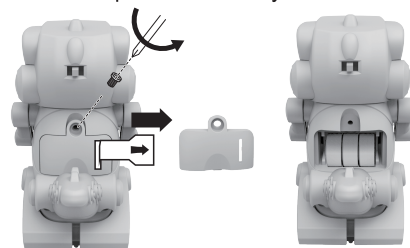
IMPORTANT:

Remove battery insulator Strip before first use.

The Dino's tail swivels; turn it to the right or left to access the battery compartment.

3 X LR44 button cell batteries are pre-installed in your Dino; to replace batteries:

Loosen the screw on the battery cover by turning counter-clockwise. Remove old batteries and install 3 x LR44 batteries according to the polarity chart located in the battery compartment. Replace the battery cover and tighten the screw.

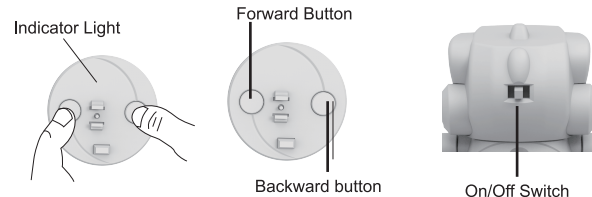


Use:

Move switch located on the rear of the Dino's head to the ON position.

To control your Dino, use the two buttons on the remote control. To make your Dino move forward, press and hold the straight arrow located on the left side of the remote. To make the Dino move backwards and turn, press and hold the curved arrow located on the right side of the remote.

When using either of the control buttons the red indicator light will illuminate - if it doesn't, either the batteries are installed incorrectly or need to be replaced.



WARNING

Installation of the battery should ALWAYS be done by an adult.

Keep fingers, hair and loose clothing away from wheels.

Don't pick up while in motion.

Don't put your vehicle or remote control near any source of heat.

Don't operate your vehicle in dangerous places.

Avoid driving on sand and loose gravel.

Don't let the vehicle get wet. Don't run through water or operate in the rain.

If the toy is damaged and any broken parts are exposed, the vehicle should not be used.

Watch for and avoid obstacles.

For best results, operate on hard flat surfaces.

Do not mix old and new batteries.

Do not swallow batteries.

For best results, use alkaline batteries.

Do not mix Alkaline, Standard (Carbon-Zinc) or Rechargeable (Nickel Cadmium) or (Nickel Metal Hydride) batteries.

Batteries must be recycled or disposed of properly.



WARNING: CHOKING HAZARD -
Small Parts. Not for children under 3 years.

30 DAYS LIMITED WARRANTY:

FLIPO GROUP warrants to the original purchaser, when used in North America only, that this product shall be free of defects in material and workmanship. This warranty applies within 30 days of the original purchase with normal home use. This warranty does not apply for commercial use of this product. Use outside of North America is not covered by this warranty.

During the warranty period, we will at our option, repair or replace this product without charge, which shall be the consumer's sole remedy. ALL RETURNS must be accompanied by a Return Authorization Number, which is issued by the Customer Service Department of Flipo Group. Please contact Customer Service BEFORE returning any item. Once you have obtained a Return Authorization Number, the product must be returned with a clear copy of the proof of purchase, showing place and date of purchase, postage and insurance prepaid to:

*Flipo Group
613 First Street
La Salle, IL 61301*

This warranty does not cover installation, adjustments in the home, nor damage due to accidents, misuse, abuse, fire or other acts of God, incorrect line voltage, damage to other equipment caused by improper installation, unauthorized or improper modification. This warranty gives you specific legal rights and you may also have other rights that vary from state to state.



Distributed by Flipo Group Limited La Salle, IL

Questions or Comments? Call: (815) 223-9942 • Email: info@flipo.com • Fax: (815) 223-9266

MADE IN CHINA