


Tracer

INSTRUCTION MANUAL



MODEL NO: TOY-TRACER

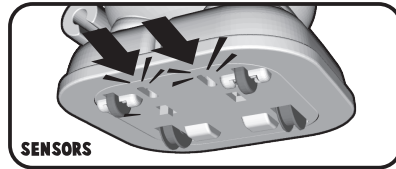
Read instructions before use.
Please save this manual for future reference if necessary.

Includes:

- 1 Tracer Robot
- 4 AG13 Button Cell Batteries (Installed)
- 1 Marker
- 1 Instruction Manual

HOW DOES IT WORK?

Tracer uses an optical sensor that helps him read the black lines drawn on a piece of paper



HOW THICK SHOULD THE LINE BE?

Draw a line similar to thickness shown in drawing below.

YES!

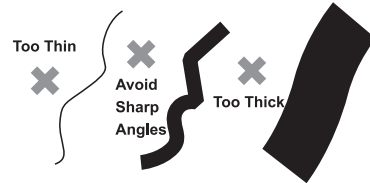


Important: The line must be black and completely filled in. Use the included marker for best results.

If the line is too thin, the Tracer may stray off the line. Make the line thick!
Position marker wide edge down on paper for accurate line thickness.

Tips:

Avoid drawing lines similar to the below drawings. Do not use Tracer in direct sunlight, near bright lights or on glossy paper.



HOW TO PLAY

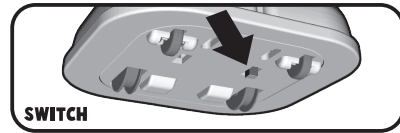
1. Use the Tracer Marker to draw black curving lines on a white piece of paper.

Bonus! We have included patterns that can be printed on 8 1/2" x 11" paper and used by your tracer; they can be downloaded at: <https://bit.ly/31wE8SZ> or by scanning the QR code on your products packaging or on the back side of the instructions by using your smartphone.


After using these examples you will have a better idea of how you should draw your own patterns!

2. Before first use remove clear battery insulator tab.

Turn on the switch at the bottom of the Tracer. Now he's ready for fun!




3. Place your Tracer on the drawn line.
The Tracer will run on the line automatically.
Note: If your lines connect or have intersections, Tracer will follow them until removed from the paper.



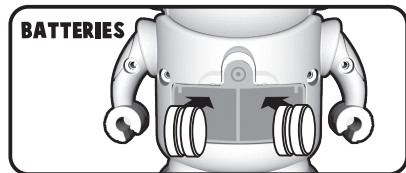
REPLACING BATTERIES



1. Use a small screwdriver to open the battery compartment lid at the back of the Tracer.



2. Remove old batteries. Install 4 x AG13 button cell batteries in the compartment with the positive (+) anode facing toward the spring terminals.



3. Close the battery compartment, replace the screw and tighten.

WARNING

Installation of batteries should ALWAYS be done by an adult. Keep fingers, hair and loose clothing away from wheels. Don't operate your Tracer in dangerous places. Don't let the Tracer get wet. Don't run through water or operate in the rain.

If the toy is damaged and any broken parts are exposed, the Tracer should not be used.

For best results, operate on hard flat surfaces.

Do not dispose of batteries in fire.

Do not mix old and new batteries.

Do not swallow batteries.

For best results, use alkaline batteries.

Do not mix Alkaline, Standard (Carbon-Zinc) or Rechargeable (Nickel Cadmium) or (Nickel Metal Hydride) batteries.

Batteries must be recycled or disposed of properly.

The marker included with your Tracer uses permanent ink. Please use the pen ONLY to write on paper and supervise children when using the pen. Should the pen accidentally mark an unintended surface or material, treat it as soon as possible according to instructions provided by the stain remover and maker of the material that has been stained. We can not guarantee stain removal as many variables are involved.



WARNING: CHOKING HAZARD - Small Parts. Not for children under 3 years.

30 DAYS LIMITED WARRANTY:

FLIPO GROUP warrants to the original purchaser, when used in North America only, that this product shall be free of defects in material and workmanship. This warranty applies within 30 days of the original purchase with normal home use. This warranty does not apply for commercial use of this product. Use outside of North America is not covered by this warranty.

During the warranty period, we will at our option, repair or replace this product without charge, which shall be the consumer's sole remedy. ALL RETURNS must be accompanied by a Return Authorization Number, which is issued by the Customer Service Department of Flipo Group. Please contact Customer Service BEFORE returning any item. Once you have obtained a Return Authorization Number, the product must be returned with a clear copy of the proof of purchase, showing place and date of purchase, postage and insurance prepaid to:

*Flipo Group
613 First Street
La Salle, IL 61301*

This warranty does not cover installation, adjustments in the home, nor damage due to accidents, misuse, abuse, fire or other acts of God, incorrect line voltage, damage to other equipment caused by improper installation, unauthorized or improper modification. This warranty gives you specific legal rights and you may also have other rights that vary from state to state.




Distributed by Flipo Group Limited La Salle, IL
Questions or Comments? Call: (815) 223-9942
Email: info@flipo.com • Fax: (815) 223-9266
MADE IN CHINA

SCAN FOR



FREE STARTER PATHS

RACE & CHASE
Have all Tracers chase after each other or race to the finish line!



GET CREATIVE!
Challenge your Tracer to complex trails!

Connect sheets of paper! Draw complex highways and have your Tracers ride through a Tracer city!