



Like our products?  
Please show your support by writing a product review on the marketplace where you make your purchase. Even just a quick statement means a lot to us.

Thank you!

**iSpringFilter.com**



Scan to get your FREE warranty  
For questions, comments, or technical support, please contact us at:

✉ [support@123filter.com](mailto:support@123filter.com)

☎ +1 (678) 261-7611

💬 +1 (470) 560-0012

Monday-Friday 9:00 a.m. - 5:00 p.m. EST

**Water's Good®**

# iSpring EDV2 Electronic Water Descaler Installation Instructions & User Manual

Ver. 11/2023

## Product Overview

The iSpring EDV2 Electronic Water Descaler utilizes revolutionary technology that conditions hard water and reduces scale build-up. As an upgraded version of our previous ED2000, it retains the same chemical-free and environmentally friendly design, and it is easy to install and reduces scale build-up in plumbing, nozzles, valves, and home appliances even more effectively.

The following timetable can be observed for the performance evaluation of EDV2 for the first three Months:

**After 1 week** You may notice the soap lathering more easily and effectively. Scale in water pipes, water heater elements (immersion rod heaters), and tanks break down. Small particles might be observed in the water from the hot water tap, though most broken-down particles will be microscopic and not directly observable.

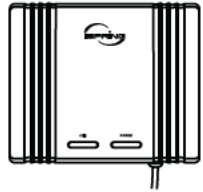
**After 1 month** Loosening of scale on showerheads, faucets, and kettles can be observed. Cleaning plastic, ceramic, metal, and glass surfaces has become more manageable. The amount of soap and detergent needed for bathing, cleaning, and laundering is significantly reduced.

**After 2 months** As the scale loosens from the water heating system, the time required to heat water should decrease. The scale inside the pipes and on faucets or showerheads should be significantly reduced.

**After 3 months** You can expect to see the disappearance of scale from the showerhead. The scaly crust in toilets will be significantly reduced, and no new crust should form. Depending on the age of the scaling and the hardness of the water, it may take up to 12 weeks for these effects to be fully noticeable.

⚠ Please Note: The EDV2 water descaler is NOT a water softener and will NOT REMOVE calcium or magnesium from the water.

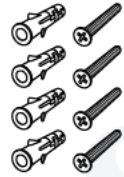
## Components List



Descaler Unit x 1




Coil Wiring x 1



Drywall  
Anchor x 4



Cable  
Ties x 2



User' s  
Manual x1

## Product Installation

### Before Installation

Installation of the EDV2 system requires mounting the descaler unit on a wall and wrapping the coil wiring around the main water supply line. A power outlet is required. At least 20 inches of pipe length is needed to install the wiring. Please position the descaler unit as close to the pipe as possible. The system is compatible with pipes up to 2 inches in diameter.

**!** Note: the system will NOT work on magnetic pipes.

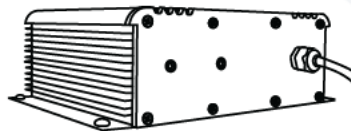
### Installation

1. Mark the locations of the 4 mounting points on the wall. Drill 4 holes to accommodate the anchors. Mount the unit on the wall in a location close to the pipe where the wiring will be wrapped. If installing the system on a concrete wall or studs, choose appropriate mounting screws.

2. Wrap the wiring around the pipe as shown below. Ensure that the wiring is wrapped tightly. Secure the wrap with cable ties at each end. If possible, position the installation location away from any major electrical interference.



3. Plug the end of the wiring cable into the two ports located on the descaler. There are no designated positive or negative ports, and each end of the cable can be plugged into either of these two ports.



4. Plug the power adapter into the power outlet. The "Power" indicator light will remain solid green. Once the wirings are plugged in, the "Coil" indicator light will flash blue every five seconds. The installation is now complete.

## Important Notes

- Use a dependable, grounded power source.
- Keep the system away from direct heat or freezing temperatures.
- The system is NOT waterproof. Avoid exposing it to humid environments; do not submerge it in water or any other liquid.
- This system will NOT work on magnetic pipes.
- This system is NOT a water softener and will NOT reduce water hardness.

## iSpring Standard Limited Warranty (End-Users Only)

In order to be eligible for this warranty, the end-user must register at [www.123filter.com](http://www.123filter.com).

For any iSpring water filtration system (the "product"), iSpring Water Systems, LLC (iSpring) warrants the product against defects in materials and workmanship for a period of one year from the date of purchase (the "Limited Warranty"). Please keep your receipt for proof of purchase.

The Limited Warranty is only provided to end-users and only applies to products purchased directly from an authorized iSpring dealer or reseller. End-user's sole and exclusive remedy for any breach of the Limited Warranty shall be iSpring's repair or replacement of the defective product, at iSpring's option and expense. The Limited Warranty shall apply to replacement or repaired products for the unexpired portion of the original warranty or 6 months, whichever is greater. iSpring has no liability for any defect which results from an accident or the improper installation, maintenance, repair or use of the product. EXCEPT FOR THE LIMITED WARRANTY, ISPRING EXPRESSLY DISCLAIMS ANY AND ALL REPRESENTATIONS AND WARRANTIES, WHETHER EXPRESS, IMPLIED, OR STATUTORY, INCLUDING ANY WARRANTIES OF TITLE, NON-INFRINGEMENT, MERCHANTABILITY OR FITNESS FOR A PARTICULAR PURPOSE AND ANY OTHER OBLIGATION OR LIABILITY TO END-USER, ANY DISTRIBUTOR OR ANY OTHER PARTY WITH RESPECT TO THE PRODUCTS.

If you believe your product is defective, contact iSpring (contact details are below) for instructions on where to send it or bring it for repair. iSpring will bear the cost of any defective product sent back to us. The Limited Warranty does not cover the cost of installation or reinstallation of any product.

## Warranty Registration

iSpring does not have access to order information from 3rd party selling channels, and it is strongly recommended to manually fill in the order information upon registering for warranty. Please contact our support team at [support@123filter.com](mailto:support@123filter.com) if there are any questions or concerns about the product and its installation. Your satisfaction is our business!

Please consider supporting us by leaving an honest product review on the channel where the product was purchased. It means a lot to us. Thank you for being an iSpring customer.