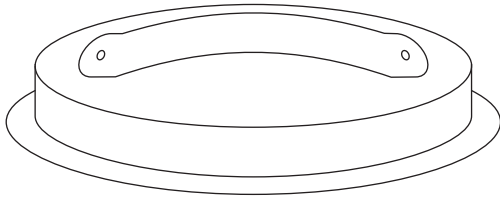
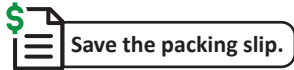


STAINLESS STEEL SMOKELESS FIRE PIT ACCESSORY KIT

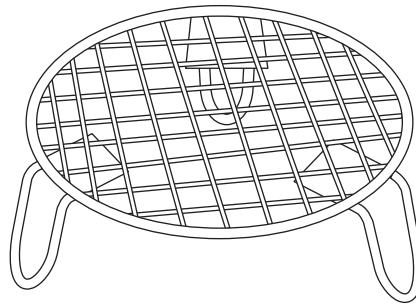
Review all assembly and care information before using this product. Save this manual for future reference.



LID

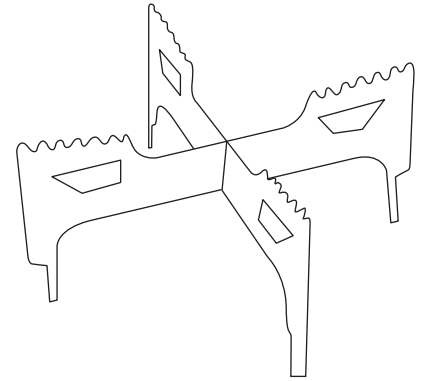
Place the lid on your fire pit when the fire has burned down to ash only, or the fire is completely out.

Never use the lid as a snuffer. Doing so can cause creosote buildup, dripping, and lid damage.



GRILL GRATE

Open fire grilling grate, perfect for individual and small portions.



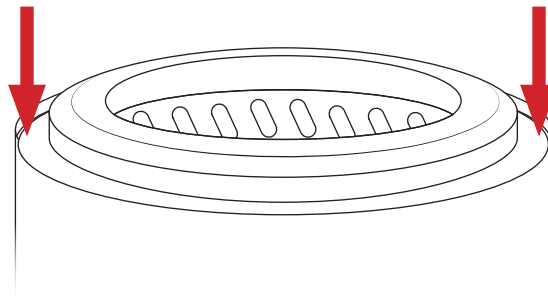
POT SUPPORT

Pot support stand for fast cooking using a small pan, small pot or campfire kettle.

Recommended for use with Sunnydaze Tabletop Smokeless Fire Pits.

Before use, ensure each accessory fits properly and will remain stable during use.

Properly fitted accessories should rest just inside the fire pit sidewalls, on the flat edge of the flame ring.



Smokeless fire pit not included.

WARNING:

Manufacturer and seller expressly disclaim any and all liability from personal injury, property damage or loss, whether direct or indirect, or incidental, resulting from the incorrect attachment, improper use, inadequate maintenance, or neglect of this product.

CARE & MAINTENANCE

SAFE USE: Only use with a compatible smokeless fire pit that is on a flat, level surface. Fire pit not included. Keep combustible materials, such as furniture, fabrics, papers, clothes and flammable liquids a safe distance away from the unit.

Cooking accessories will become hot when in use. To avoid burns, always use fire-resistant gloves and long-handled tools while cooking over a fire pit. Do not allow bare skin to touch hot surfaces, if you feel heat when your hand is close to the metal, it is too hot to move.

Extreme caution is necessary when using near children, pets or infirm persons.

NO PLASTIC: Never use any plastic materials on or near the cooking accessories. The emissions from burning plastic are toxic. Additionally, plastic residue is very difficult to remove and could permanently damage the accessories.

EXPOSURE & MAINTENANCE: Exposure to high-intensity heat causes stainless steel to patina. As with any outdoor steel product, periodic maintenance is required to maintain integrity and appearance.

CLEANING: Ensure components are completely cool before cleaning. If you feel heat when your hand is close to the metal, the accessory is too hot to clean.

Wash components with warm water and mild detergent, thoroughly rinse, and dry with a soft cloth.

STORAGE: Ensure the accessories are completely cool before moving and storing them. Avoid long-term exposure to water. Manufacturer is not liable for damage resulting from general use and/or environmental conditions. When not in use, store in a dry location to protect from weather elements.

SAFETY STATEMENTS & WARNINGS

- Only use accessories with a compatible unit and cooking utensils (not included).
- Not for use with large cooking vessels.
- Cooking accessories become hot while in use. To prevent burns, use appropriate protective equipment and tools while in use.
- Never leave unit unattended while it is hot or in use.
- Do not allow children to use these products. Supervise children and pets at all times.
- DO NOT USE CHEMICAL-BASED CLEANERS as this may damage the product and/or ignite a flame during the next use.
- Always ensure components are completely cool before moving and/or storing.

Any modification to the product or failure to follow recommended care will void the product warranty.

If you experience issues with assembly or the product was damaged during shipping, please contact our customer service team through one of the methods mentioned at the top of page 1.

Please have the item number and your order information ready to expedite response time.

WARNING!

Manufacturer and seller expressly disclaim any and all liability from personal injury, property damage or loss, whether direct or indirect, or incidental, resulting from the incorrect attachment, improper use, inadequate maintenance, or neglect of this product.