

# 6208-2417 Triple Laundry Sorter ©2011 Whitmor, Inc.



**A 4 ea**  
Top elbow connector



**B 4 ea**  
Bottom connector



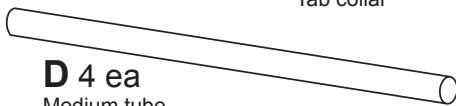
**C 4 ea**  
Short tube



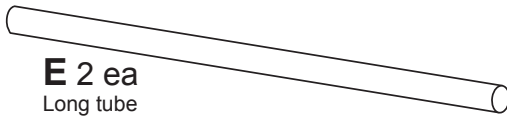
**G 4 ea**  
Tab collar



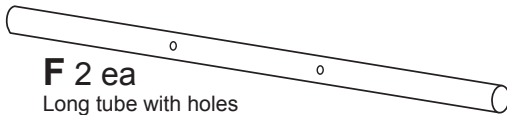
**H 4 ea**  
Wheel



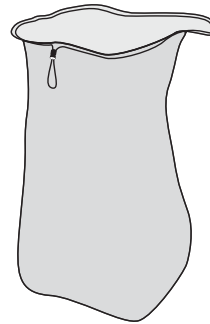
**D 4 ea**  
Medium tube



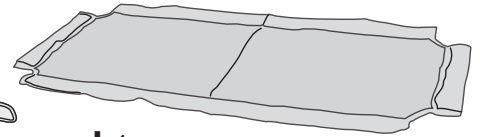
**E 2 ea**  
Long tube



**F 2 ea**  
Long tube with holes



**I 3 ea**  
Laundry bag



**J 1 ea**  
Mesh bottom

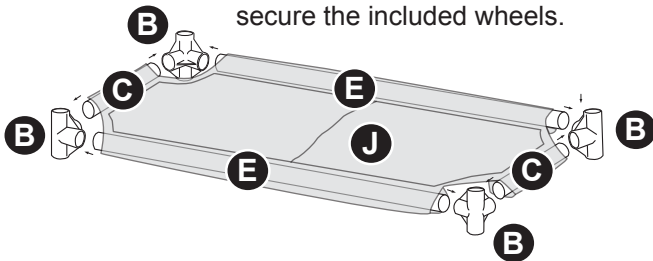
**Assembly Time:**  
Less than 45 minutes.

This product's intended use is for storing and sorting laundry.

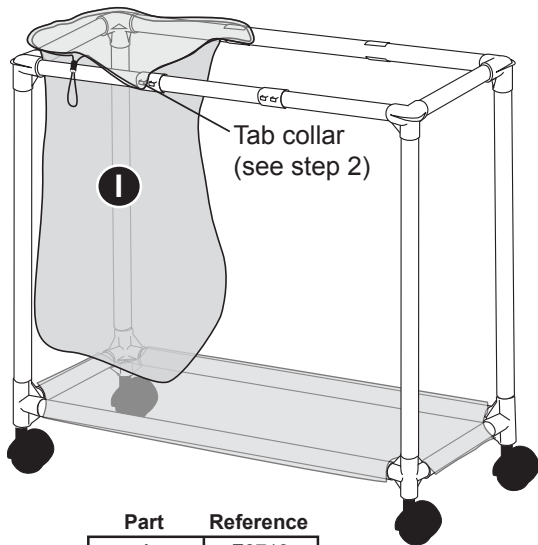
**Tools Needed:** No tools required.

**STEP 1.** Assemble bottom section by first inserting tubes (C) and (E) into mesh bottom openings. Next, insert tubes (C) and (E) into bottom connectors (B)

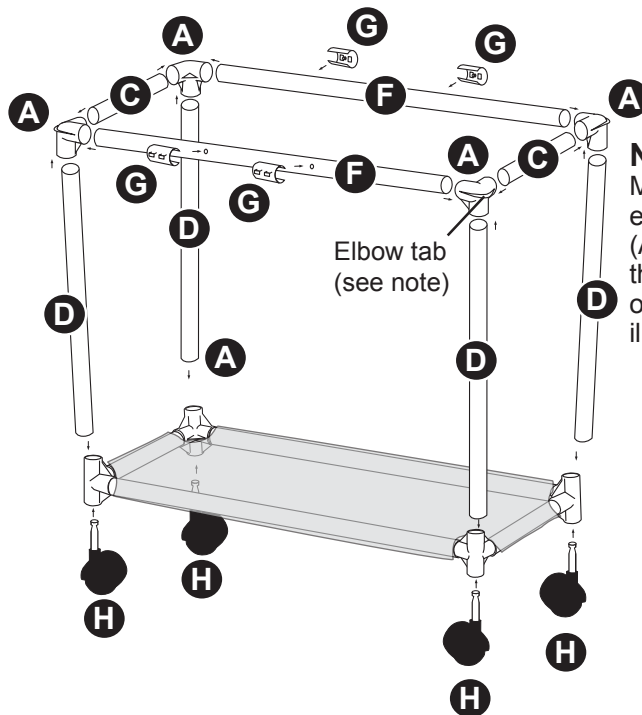
**NOTE:** Make sure wheel insert fins inside (B) are all facing the bottom. These are used to secure the included wheels.



**STEP 3.** Place laundry bags (I) into frame and place drawstring over elbow tabs on elbows (A). Fit mesh bag over tab collar (G) so that tabs catch the mesh close to the drawstring.

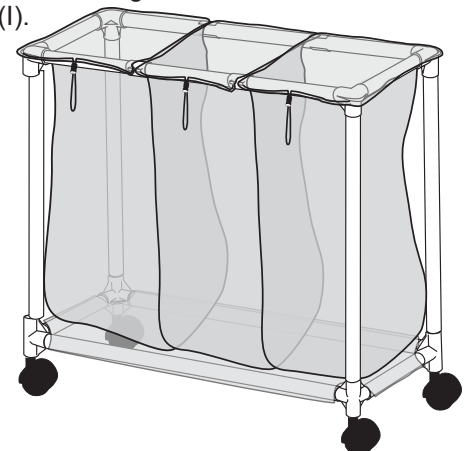


**STEP 2.** Assemble top section by inserting short tubes (C), medium tubes (D) and long tubes with holes (F) into elbows (A) as shown. Make sure long tubes with holes (F) are placed with holes facing out. Snap tab collar (G) over long tube with holes (F) aligning with holes on tubes. Insert assembled top section to bottom section from Step 1. Insert wheels (H) into bottom connectors at each corner.



**NOTE:** Make sure elbow tabs on (A) are facing the direction of this illustration.

**STEP 4.** Tighten drawstrings on laundry bags (I).



Part	Reference
A	F6719
B	F6720
C	F6721
D	F6722
E	F6723
F	F6724
G	F6725
H	F6726
I	F6727
J	F6728

MADE IN CHINA



8680 Swinnea Road • Suite 103 • Southaven, MS • 38671

**NEED HELP?** For help with assembly, or if you are missing a part, please call Whitmor's Customer Service Department, 1-888-944-8667 between 8 a.m. and 4:30 p.m. (Central Standard Time) Monday through Friday. Or email: [customer\\_service@whitmor.com](mailto:customer_service@whitmor.com)