



































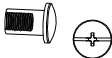



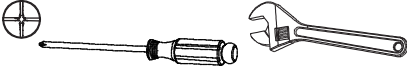


No.	#	QYT / CANT. / QTÉ	Description / Descripción / Description	Image / Imagen / Image
1	05-LDL-03	2	Leg base Base du pied Pata base	
2	EJFTGRF04	1	Right front leg Pata delantera derecha Jambe avant droite	
3	EJFTGLB04-RGC	1	Right back leg Pata trasera derecha Jambe arrière droite	
4	EJDB053B-RGC	1	Bottom shelf Estante inferior Etagere inferieure	
5	EJFTGLF04	1	Left front leg Pata delantera izquierda Jambe avant gauche	
6	EJFTGLB04-RGC	1	Left back leg Pata trasera izquierda Jambe arrière gauche	
7	AJQPGDZ01	1	Screw bushing Buje del perno de fijación de la bombona Douille de vis	
8	07-QPG-05-SI	1	LP cylinder screw Perno de fijación de la bombona Vis de bouteille de gaz	
9	06-XZL-1-20-DY	1	Wheel axle Eje de las ruedas Axe de roue	
10	05-SLL-02	2	Wheel Rueda Roue	
11	EJQDB043B	1	Cart board Panel de carro Panneau du chariot	
12	EJLTGDBL01	1	Grease tray bracket (L) Fijación de Bandeja de recojida de grasa (L) Support du Lèchefrite (G)	
13	EJLTGDBR01	1	Grease tray bracket (R) Fijación de Bandeja de recojida de grasa (R) Support du Lèchefrite (D)	
14	EJQPGRB01-DS1	1	Thermal baffle Deflector térmico Panneau isolant	
15		1	Main body Cuerpo principal Corps principal	

No.	#	QYT / CANT. / QTÉ	Description / Descripción / Description	Image / Imagen / Image
16	ECT01H	2	Side table Mesa lateral Table d'appoint	
17	ET40ZSJL-SS4	1	Side table decoration board (L) Panel decorativo de la mesa lateral (I) Panneau de décoration de la table d'appoint (G)	
18	ET40ZSJR-SS4	1	Side table decoration board (R) Panel decorativo de la mesa lateral (D) Panneau de décoration de la table d'appoint (D)	
19	ELJYP023B-DS2	1	Grease tray Bandeja de recogida de grasa Lèchefrite	
20	ELYBZJL01	1	Grease deflector (L) Deflector de grasa (I) Déflecteur de graisse (G)	
21	ELYBZJR01	1	Grease deflector (R) Deflector de grasa (D) Déflecteur de graisse (D)	
22	ELYB02-LS4	1	Grease cup Depósito de recogida de grasa Bac à graisse	
23	ELFHB03-CFR	4	Flame tamer Regulador de llama Atténuateur de flamme	
24	03-ZTW-E-01-TC4	1	Cooking grate Rejilla para asar Grille de cuisson	
25	03-ZTW-E-02-TC4	1	Cooking grate (big) Rejilla para asar (grande) Gros grille de cuisson	
26	03-BWW-E-01-3B-TC3	1	Warming rack Rejilla para calentar Grille de réchauffement	
27	06-WDJ-2-03-RGC	1	Thermometer Termómetro Thermomètre	
28	EJQPDG01	1	LP cylinder barrier bar Barra de seguridad para la bombona de gas Barre de barrière de bouteille de gaz	
29	07-DHB-01-1000	1	Match holder Portafósforos Porte-allumette	

No.	#	Image / Imagen / Image	No.	#	Image / Imagen / Image
A	M5×55	 x16	G	Washer Arandela Rondelle	 x8
B	M5×12	 x34	H	M6×15	 x2
C	Split pin Pasador partido Goupille fendue	 x1	I	M5×10	 x8
D	M5×10	 x1	J	Hook Gancho Crochet	 x4
E	Pad Arandela Tampon	 x2	K	Washer Arandela Rondelle	 x2
F	Washer Arandela Rondelle	 x1			

TOOLS REQUIRED / HERRAMIENTAS REQUERIDAS / OUTILS REQUIS		
Description / Descripción / Description		Image / Imagen / Image
Phillips screwdriver Destornillador phillips Tournevis phillips	Wrench Llave Clé	

Before beginning assembly, make sure all parts are present. If any parts are missing or damaged, do not attempt to assemble the products. Contact customer service for replacement parts via telephone or email.

- Tools needed (not included): Phillips screwdriver and wrench
- Approximate assembly time: 70 minutes
- Note: 1. The right and left sides of the grill are designed as if you are facing the front of the grill.
2. Model shown for illustration purpose only, specific please in kind prevail.

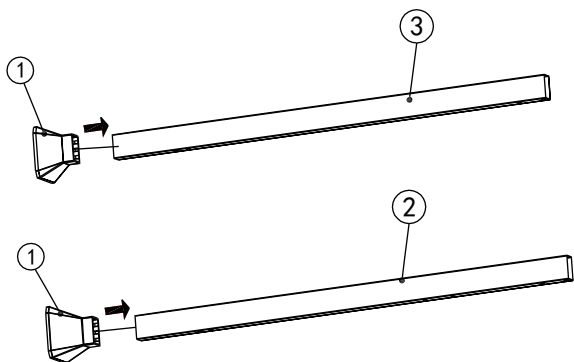
Antes de comenzar el montaje, asegúrese de que todas las piezas estén presentes. Si falta alguna pieza o está dañada, no intente ensamblar los productos. Póngase en contacto con el servicio de atención al cliente para obtener piezas de repuesto por teléfono o correo electrónico.


- Herramienta necesaria (no incluido): Destornillador phillips y llave
- Tiempo aproximado de ensamblaje: 70 minutos
- Nota: 1. Los lados derecho e izquierdo de la parrilla están diseñados como si estuvieras frente a la parte delantera de la parrilla.
2. El modelo que se muestra es sólo para fines ilustrativos, prevalecen los específicos en especie.

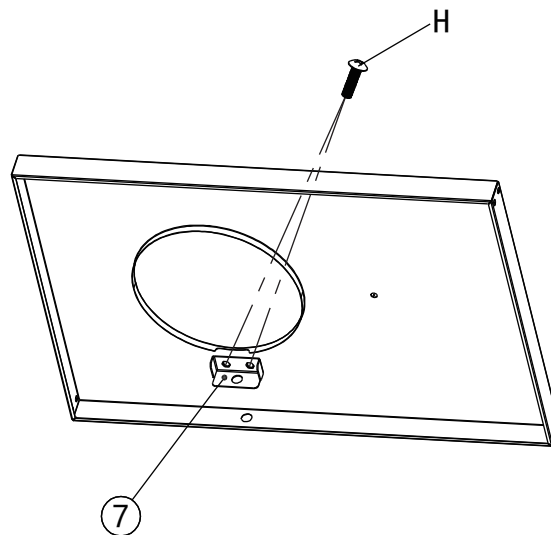
Avant de commencer l'assemblage, assurez-vous que toutes les pièces sont présentes. Si des pièces sont manquantes ou endommagées, n'essayez pas d'assembler les produits. Contactez le service de clientèle pour les pièces de rechange par téléphone ou par e-mail.

- Outils nécessaires (non inclus): Tournevis phillips et clé
- Temps nécessaire pour l'assemblage: 70 minutes
- Remarque: 1. Les côtés droit et gauche du gril sont conçus comme si vous faisiez face à l'avant du gril.
2. Le modèle est présenté à des fins d'illustration uniquement, spécifiques en nature prévalent.

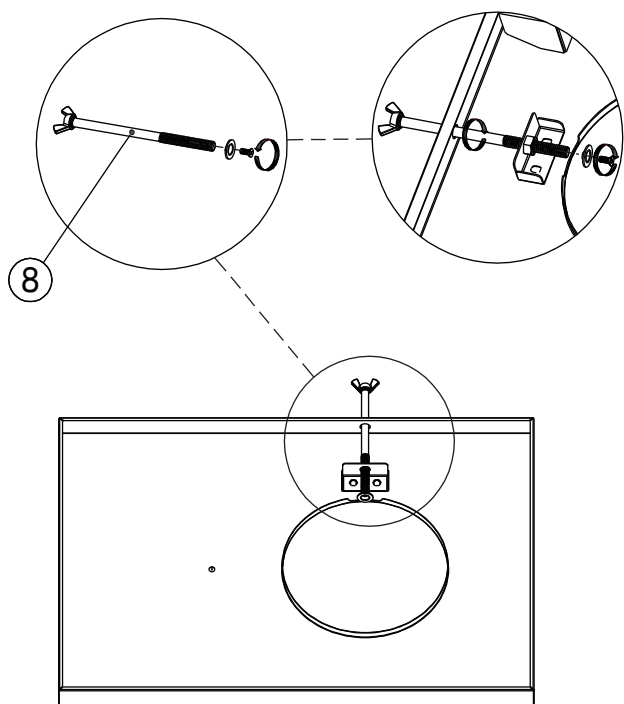
1



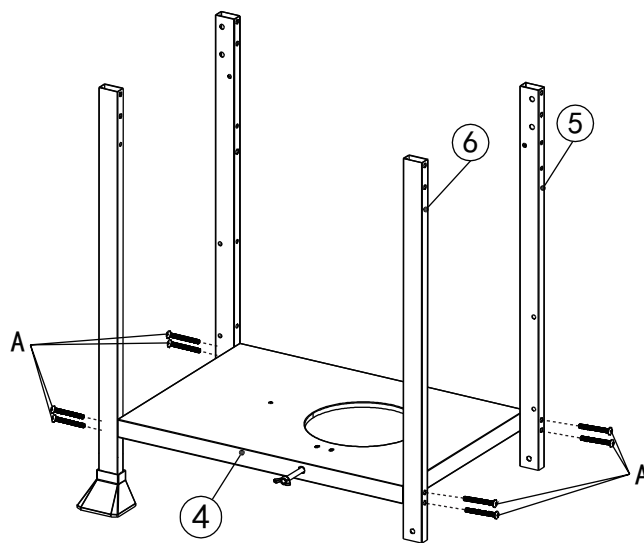
2 H  ⊕ ×2






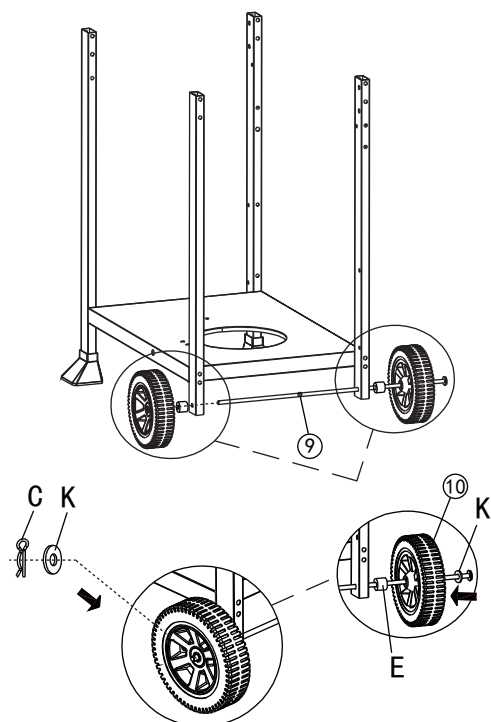
3



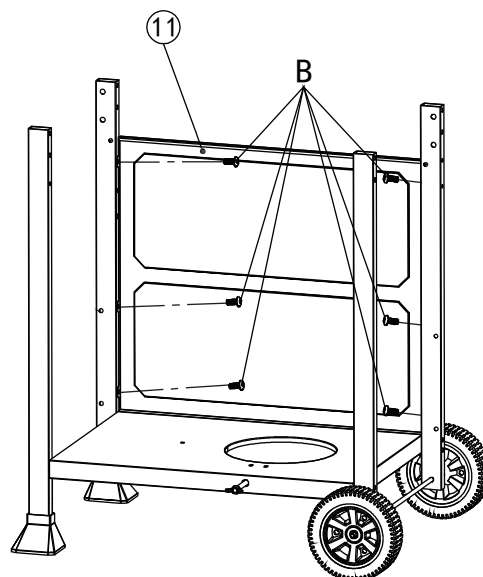
4 A  ⊕ ×8



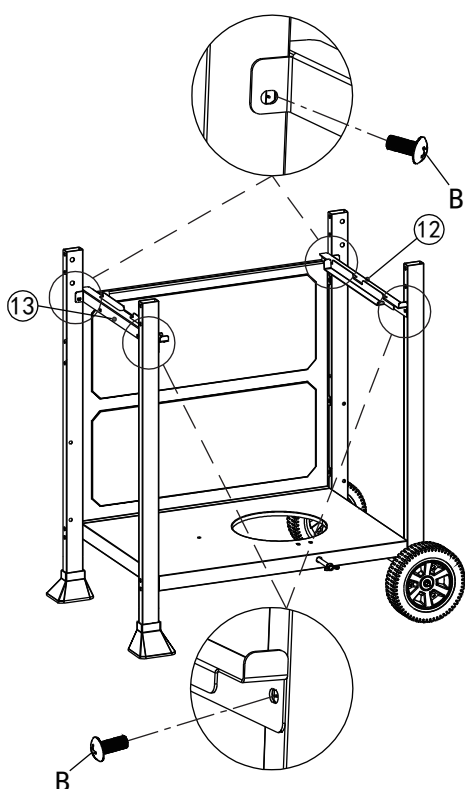
5	K		×2	C		×1
	E		×2			



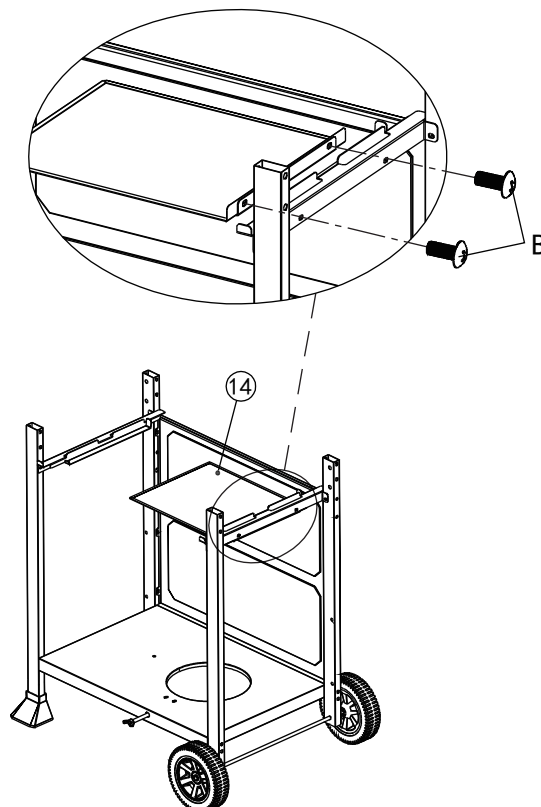
6	B		×6
----------	---	--	----



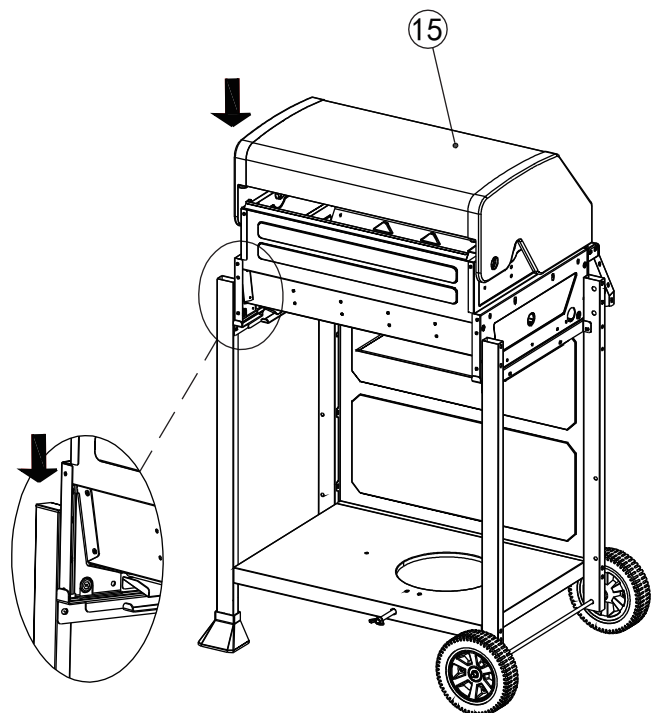
7	B		×4
----------	---	---	----





8	B		×2
----------	---	--	----

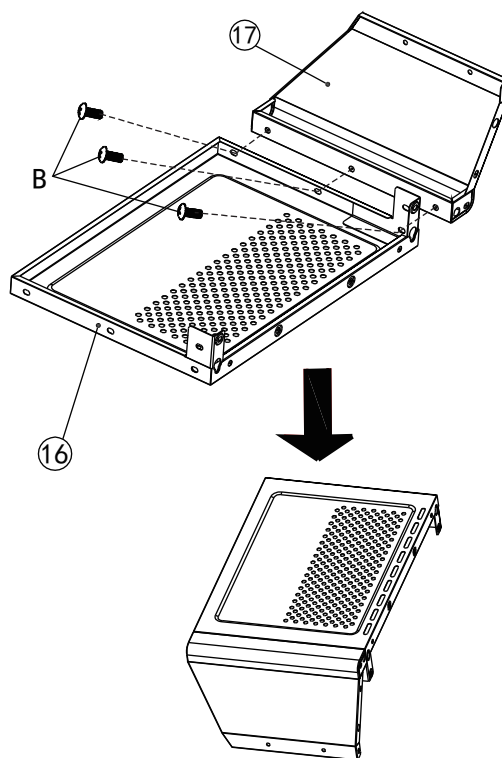


9





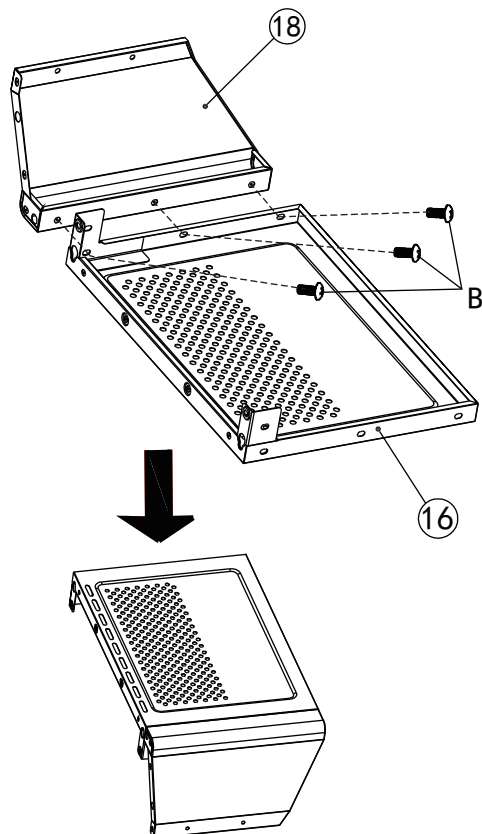
10

B   x3

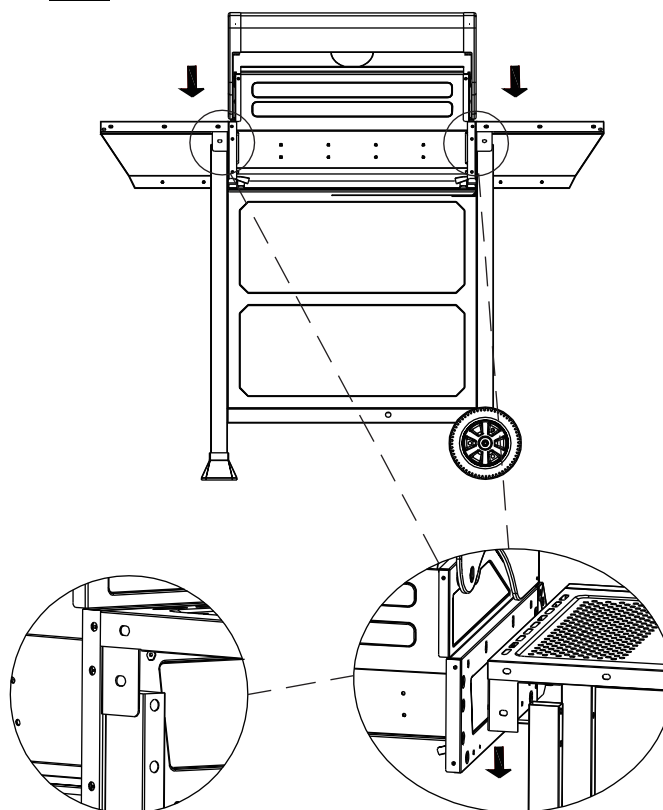




11

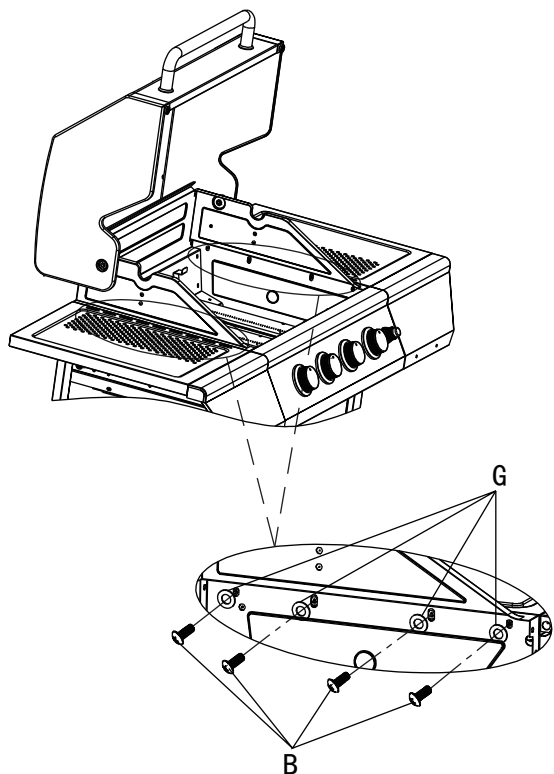
B   x3





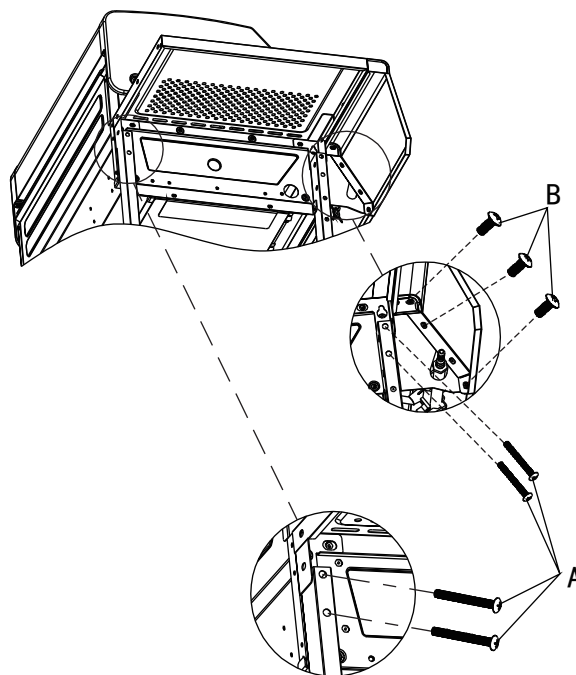
12



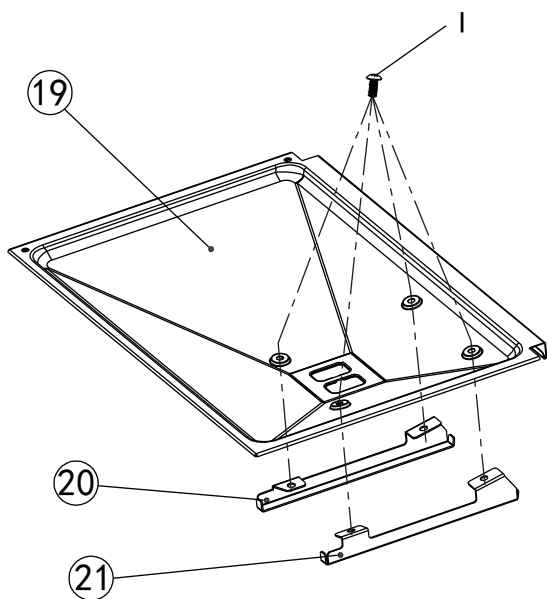
13 B  x8 G  x8



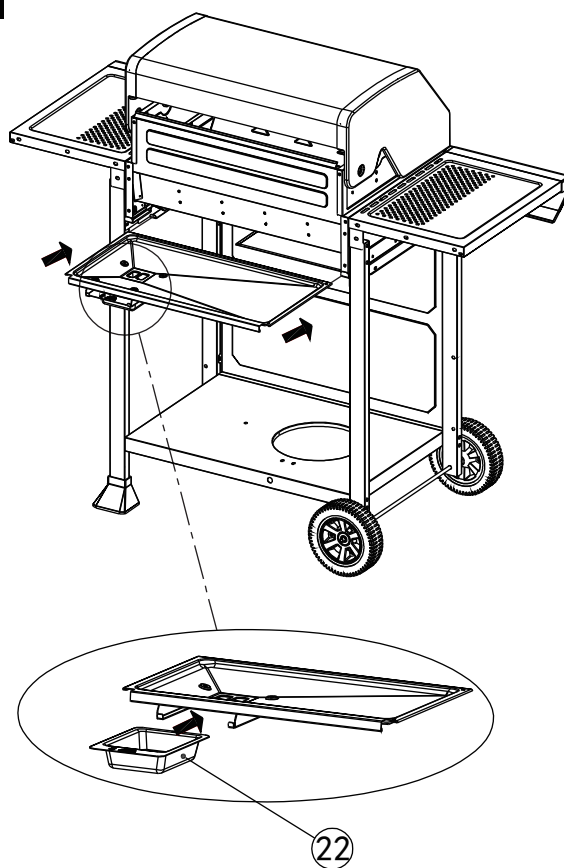
14 A  x8 B  x6



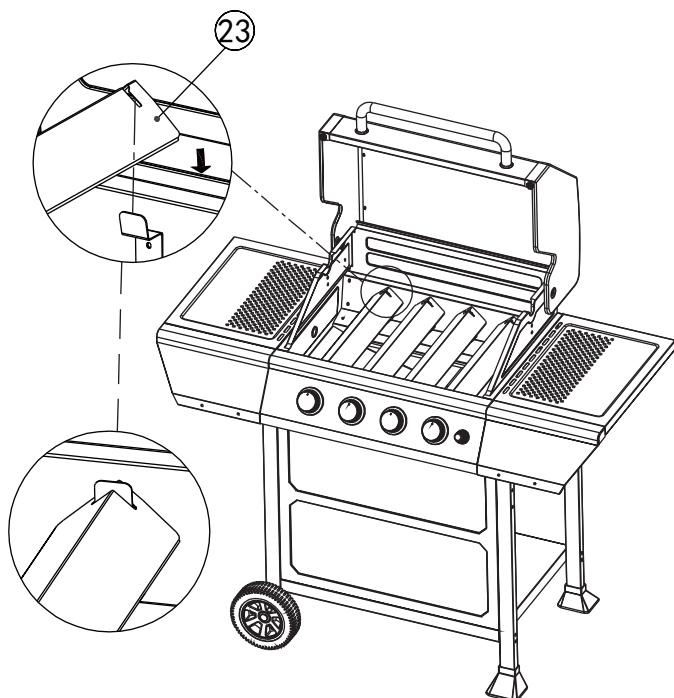
15 I  x4



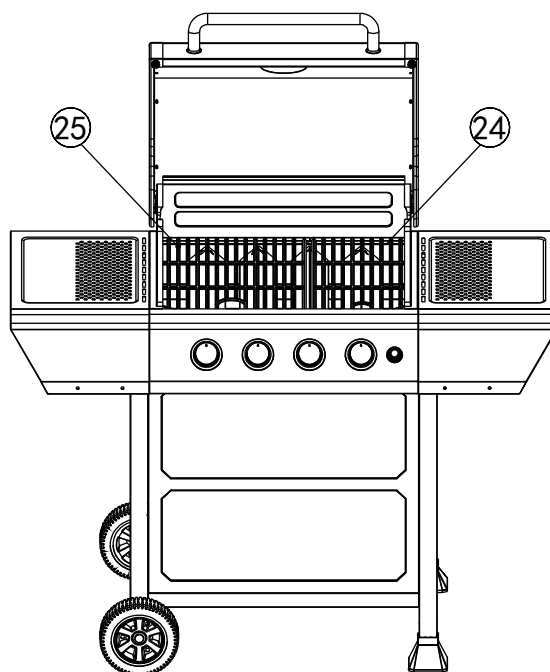
16



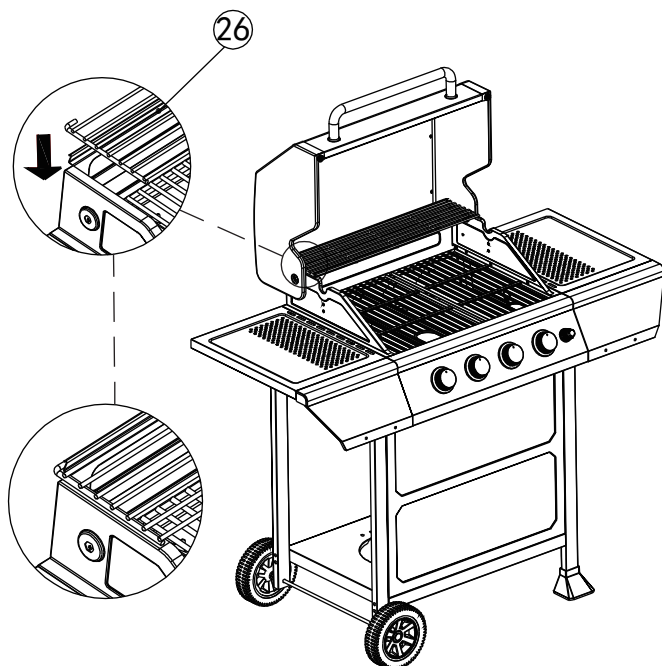
17



18





19



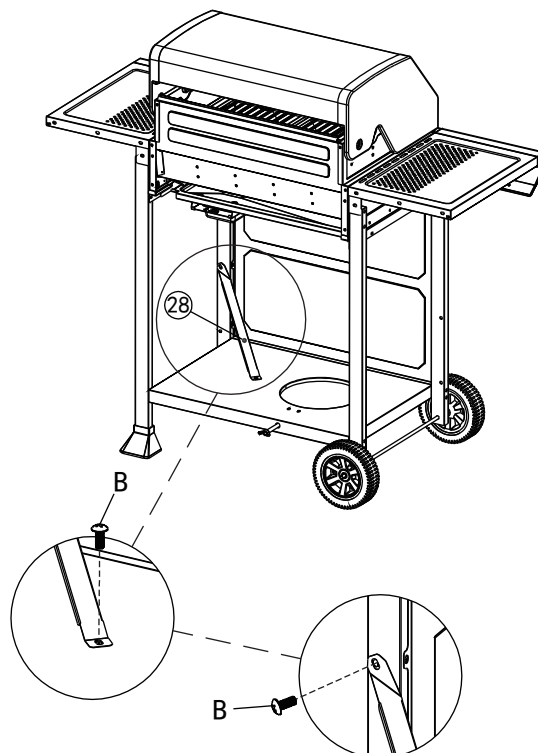
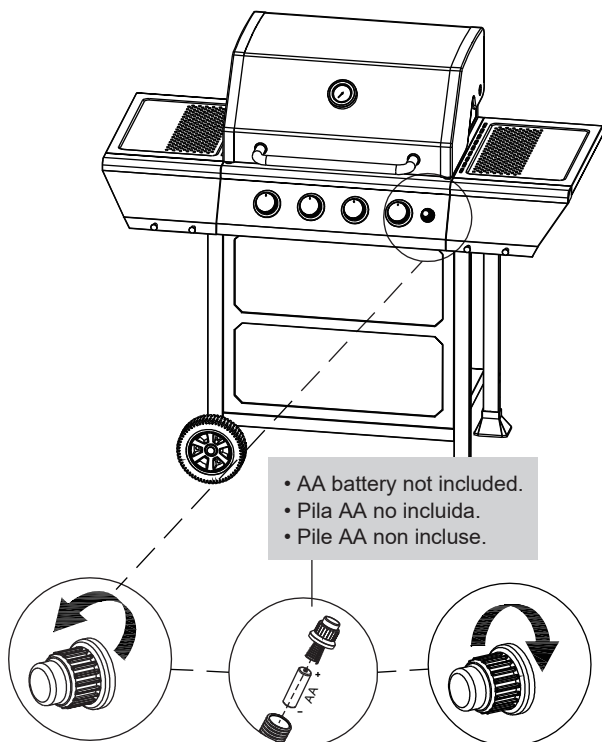
20

I		x4	J		x4
F		x1			

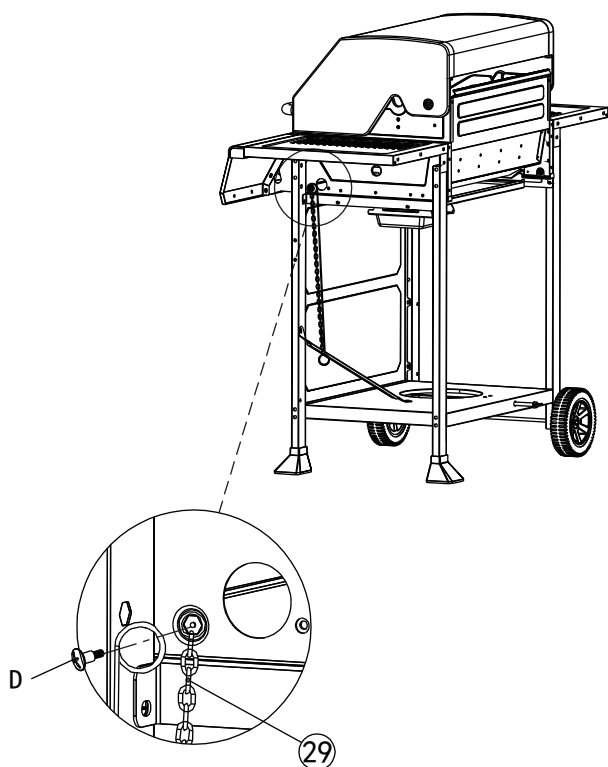


21  ×1

22  ×2



23  ×1



**Thank You
For Choosing Us.**

**Any Problem!
We Can Help!**

**Customer
Service**

1-800-618-6798

Monday to Friday (8:30 am - 5:00 pm EST)

service@royalgourmetusa.com