

Hisense

8000
BTU

Window Air Conditioner

With ConnectLife App

350 SQ. FT

Model AHW0823CW1W



Significant Features

- 2 year warranty – twice as long as others
- Simple and easy to use control panel and remote control
- ConnectLife app allows easy control on your mobile phone anytime, anywhere
- 3 different modes (Cooling, Fan, Dehumidifier) for flexible usage
- Fan mode for better air circulation
- Dehumidifier mode to remove excess moist
- Washable, removable filter for easy maintenance
- 4-way air direction provides even distribution of cool air



2 Year Warranty



Intuitive Electronic
Touch Controls



3 Modes – Cool,
Fan and Dehumidifier



ConnectLife
Smart App



115 Volt/15 Amps.



The Hisense AHW0823CW1W Window Air Conditioner, best suited for smaller rooms (350 sq. ft. or less) with 8,000 BTU of cooling power, is packed with various efficient, easy to use features. The control panel and remote control are simple and intuitive. With ConnectLife app on your mobile phone, you can turn on/off your air conditioner or adjust the setting wherever, whenever. The maintenance is simple thanks to the washable and removable filter. 4 way air direction helps the air cooling down faster by distributing cool air evenly throughout the room. E-star certified air conditioner can reduce energy consumption, which in turn, helps to save money. 2 year warranty on both parts and labor is another reason why you should buy Hisense air conditioner!

All product, product specifications, and data are subject to change without notice to improve reliability, function, design or otherwise. ©2019 Hisense USA. All rights reserved

Hisense

350
SQ. FT

Window Air Conditioner

8,000 BTU


Model AHW0823CW1W

Performance	
Cooling Capacity (BTUs/ hr)	8,000
CEER	11.4
Coverage	350 sq ft
Dehumidification Pint / 24 hr	21.6
Refrigerant	R-32/ 290g
Airflow (CFM)(High/LOW)	265 - 350
Noise Level (dB)	49/ 57
Electrical	
Voltage / Frequency / Amps	115V, 60 Hz, 7.7A
Plug Type / NEMA#	A/ 5-15P
Watts-cooling	690
Electrical Receptacle	115V/15A
Power Cord Length (feet)	6ft. (1.8m)
Control Features	
Thermostat Type	Electronic
Fan Speeds - Cool/Fan	3/ 3
Display Type	LED
Timer	YES
Unit Features	
Chassis Type	Fixed
Air Deflection	4-Way
Air Discharge Type	Top
Washable Filter	YES, Easy Access
Accessories	
Installation Kit	YES
Remote Control	YES
Approvals	
Safety	cULus
Energy Star	NO

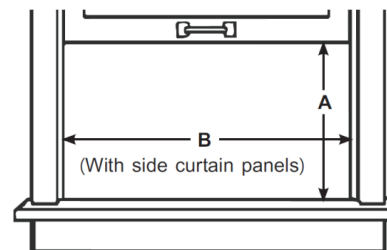
Product Dimensions	
Unit Dimension W x H x D (mm)	470×330×408
Net Weight (kg) (Kits not included)	20.6
Unit Dimension W x H x D (inch)	18.5×13×16.1
Net Weight (lb) (Kits not included)	45.4
Product	
Parts & Labor	2 years
UPC	810088366321

Related Images


Simple and easy to use tough control



Window Opening



A: 13 3/5" (34.5cm) min
B: 24 1/2" (62.2cm) - 39" (99cm)

 115 V
15 Amp