

Hisense

10,000


BTU

PORTABLE AIR CONDITIONER
With Inverter Technology & ConnectLife App

Model AHP1022TW1GD
550 Sq. Ft.



- 3 modes (Cooling, Fan, Dehumidifier) for versatile comfort
- Up to 40% more energy efficient than standard portable room air conditioners
- Drain-free design -- no need to manually remove water
- Inverter technology ensures ultra-quiet operation
- Snap-assembly window kit is a snap to install
- Remote control for easy, convenient operation
- ConnectLife app allows easy control from anywhere
- Washable, removable filter for quick, easy cleaning
- 2-year warranty provides peace of mind



Ultra-Quiet Operation



3 Modes – cool, dehumidify and fan



Excellent Energy Efficiency



Drain-Free Operation



Google and Android are trademarks of Google LLC.



Amazon, Alexa and all related logos are trademarks of Amazon.com, Inc. or its affiliates.

The Hisense AHP1022TW1GD Portable Air Conditioner is best suited for larger rooms (550 sq. ft. or less), delivering 10,000 BTU of cooling power. It provides three modes of comfort – cooling, fan, or dehumidifier – allowing you to choose the comfort you want at any time. The convenient drain-free design means you never need to worry about removing condensed moisture, and the inverter technology is super-efficient and ultra-quiet. The ConnectLife smart app and included remote control put easy operation right at your fingertips. Backed by a 2-year warranty on both parts and labor.

All product, product specifications, and data are subject to change without notice to improve reliability, function, design or otherwise. ©2019 Hisense USA. All rights reserved.

Hisense

**550
SQ. FT**

**PORTABLE AIR CONDITIONER
SACC 10,000BTU**

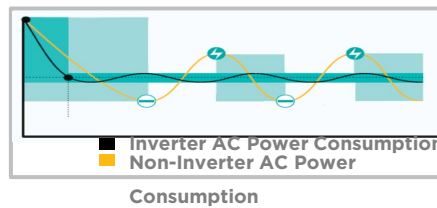
Model AHP1022TW1GD

Performance	
Maximum Cooling space	Up to 550 sq ft
Cooling Capacity -SACC (BTU)	10000
CEER	7.8
Dehumidification Pint / 24 hr (At 80°F / 50% Rh)	79.2(At 80°F / 50% Rh)
Refrigerant	R32
Airflow (CFM)	165~224
Noise Level in dB	42~51
Electrical	
Voltage/ Freq/ Amps	115/ 60, 11/ 12
Plug Type / NEMA#	LCDI (5-15P)
Power Cord Length (feet)	4.9ft. (1.5m)
Control Features	
Unit Control Type	Electronic
Fan Control	Button
Thermostat Control	Electronic
Display Type	LED
Sleep Mode	YES (On the controller)
Dehumidifier Mode	YES
Cooling Speeds	3
Temp Display Units	°C / °F
Timer	YES
Auto Restart	YES
General Features	
Removable Filter	YES
Washable PP Filter	YES, Easy Access
Oscillating Air Vent Louvers	YES (On remote)
Vent System	Double Duct (2 - 5.9" Dia, X 59"L)
Accessories	
Remote Control	YES
AAA Batteries	YES
Air Hose	YES (2 - 5.9" Dia, X 59"L)
Window Kit	YES
Approvals	
Safety	ETL
Energy Star	NO

Product Dimensions	
Unit Dimension W x H x D (mm)	442×718×373
Net Weight (kg)- kits included	31.7
Unit Dimension W x H x D (inch)	17.40×28.27×14.69
Net Weight (lb)- kits included	69.9
Product	
Parts & Labor	2 years
UPC	810088366376

Note:
*: Rated Amps(A) / accorded UL 60335 Safety

Benefit of Inverter Technology



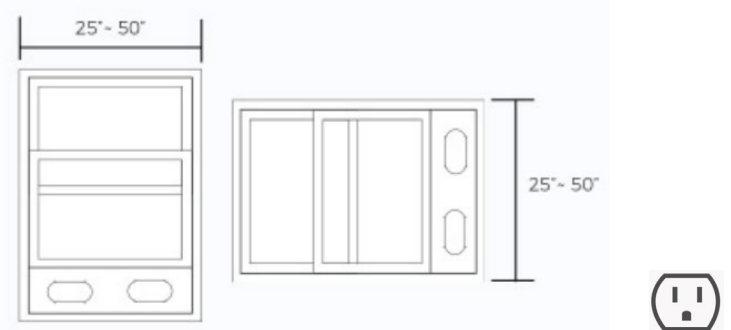
Up to 40% more Efficiency, compared to Inverter single hose Portable AC

Achieve 42 dB(A) when the unit runs in "Quiet" mode

Control Panel



Window Size



The window installation kit allows you to install the air conditioner in most vertical sliding windows 25" to 50" wide, or horizontal-sliding windows from 18" to 50" high.