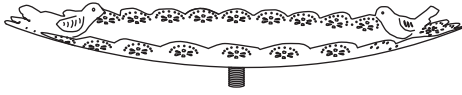


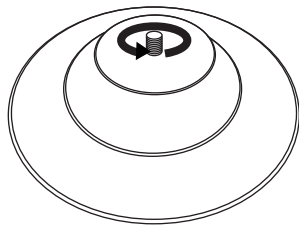
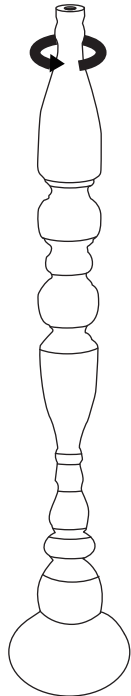
FEATHERED FRIENDS BIRD BATH HB-172

Review all assembly and care information before using this product. Save this manual for future reference.
Assemble components on a soft, clean surface to avoid damaging the finish.



Inspect packaging to ensure all parts are accounted for before disposing of packing materials.
 Save the packing slip.

PARTS	QTY.
Bowl	1
Pedestal	1
Base	1



CHOOSING A LOCATION

Before assembly, carefully choose the location of the birdbath. Select a flat, level surface. If placing the birdbath in a location with a rough surface, such as on decorative rocks, use a large stepping stone or pavers to prevent tipping over or damaging the finish.

When moving the birdbath, empty the bowl and carry it by the pedestal; lifting by the bowl could damage to the unit.

ASSEMBLY

1. Align the threaded end of the base with the wide end of the pedestal and twist to secure.
2. Align the bowl with the top of the pedestal and twist to secure.

CLEANING

Cleaning 1-2 times per week is recommended.

1. Wash the bowl using warm water and a soft cloth. For stubborn grime, mix 1 part distilled white vinegar with 4 parts water. Gently scrub.
2. Thoroughly rinse the bowl with running water.
3. Fill the bowl with fresh, clean water.

⚠ IMPORTANT INFORMATION ⚠

- Do not install the birdbath on uneven surfaces or loose soil.
- Do not use a pressure washer, harsh chemicals, or abrasive materials to clean the birdbath.
- Store this unit during freezing temperatures as exposure to freezing temperatures may damage the product and could potentially harm wildlife.
- Manufacturer is not liable for damages or defects caused by exposure to weather elements.

Any modification to the product or failure to follow recommended care will void the product warranty.

⚠ WARNING:

Manufacturer and seller expressly disclaim any and all liability from personal injury, property damage or loss, whether direct or indirect, or incidental, resulting from the incorrect attachment, improper use, inadequate maintenance, or neglect of this product.