

迷你涡轮扇

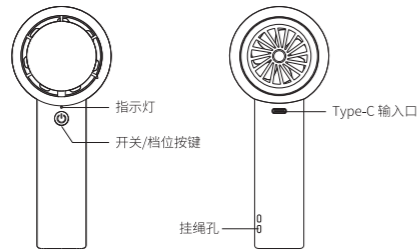
FA42

— 说明书 —

使用前请仔细阅读本说明书

严格按照说明书要求正确使用，并妥善保存说明书以备后用

外观说明



使用方法

A. 开关/档位切换

2000mAh:短按开关/档位按键,产品可依次在一、二、三档风力以及关机状态循环切换;任意档位长按可进入关机状态。  
4500mAh:短按开关/档位按键,产品可依次在一、二、三、四、五档风力以及关机状态循环切换;任意档位长按可进入关机状态。

B. 指示灯状态说明

指示灯状态	含义
白灯常亮	充满电状态
白灯慢闪	充电状态
白灯单闪	档位切换
白灯持续快闪	电量过低
白灯闪烁3下	电量不足,无法工作

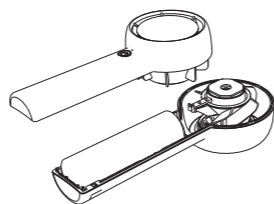
C. 产品清洁

1. 对产品进行清洁前,请确保电源已被切断。
2. 产品面罩无法拆除,清洁时可用干净的抹布擦拭扇罩表面及后罩格栅。
3. 禁止用水或其他液体清洗电器部分(如电机、电源开关等)。
4. 禁止用湿润的手或抹布触碰电源及电器部件。

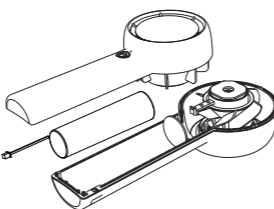
取出电池

在废弃产品前必须关闭电源,然后将电池从产品中取出。

1. 用工具撬开产品上盖。



2. 取出电池,将其扔入相对应分类垃圾桶内。



安全警示

提示

为了保证使用安全,避免对您和他人造成伤害和财产损失,请遵守以下安全注意事项;不遵守安全警告而错误使用可能导致事故发生。

注意事项

1. 本产品非儿童玩具,请确保婴幼儿不将此产品作为玩具玩耍;14岁以下儿童,请在监护人看护下使用。
2. 儿童、老年人或残障人士及无使用经验的人需在监护和指导下使用本产品,以确保安全。
3. 本产品不属于医疗产品,不适用于任何医疗用途使用。
4. 本产品不属于动物用品,不可用于动物降温等用途。
5. 中度及重病心血管疾病,严重心脏病患者发病期间谨慎使用。
6. 痛风患者并发期间或患者风症未完全康复者,请在医生指导下使用。
7. 长时间短距离直接吹强风可能会导致不适,尤其是婴儿和老人。

警示

1. 请勿将手指或异物伸入风扇以免受伤或机器损坏。
2. 请勿在潮湿环境及水源附近使用本产品,如洗手池、浴室、泳池四周等。
3. 产品禁止用力摔打、重压;使用或存储时不要与锋利或尖状物接触。
4. 禁止用湿手、湿毛巾等进行插拔电源操作,避免造成触电、短路等事故发生。
5. 本产品不防水,产品弄湿时禁止使用并且及时擦干晾干;完全泡水及内部进水后禁止再次使用,以免发生故障和危险。
6. 产品内置电池,禁止在高温(高于60°C)环境及密闭空间使用和存储,如火炉、取暖器附近,暴晒的车室内等;以免电池发生爆炸等事故。
7. 请勿挤压、拆解电池或将电池长期置于高温环境(60°C及以上),否则可能会有漏液或爆炸危险。
8. 请勿在充电、无人看管情况下使用本产品。
9. 如果消费者使用电源适配器充电,其电源适配器额定电压应在5V以内,额定电流2A内,并获得国家强制性认证才能使用。
10. 本产品使用锂离子电池,无记忆功能,过充或过放都将影响产品使用寿命,请及时充电及充满电后断开电源。

11. 产品发生故障时,请及时与经销商或本公司联系,禁止自行拆卸维修、试图分解或改变本产品的结构,以免造成不必要的故障及危险。

产品中有害物质的名称及含量

部件名称	有害物质					
	铅(Pb)	汞(Hg)	镉(Cd)	六价铬(Cr(VI))	多溴联苯(PBB)	多溴二苯醚(PBDE)
塑料件	○	○	○	○	○	○
金属件	○	○	○	○	○	○
硅橡胶	○	○	○	○	○	○
PCB	×	○	○	○	○	○

本表格依据SJ/T11364的规定编制  
○:表示该有害物质在该部件所有均质材料中的含量均在GB/T 26572规定的限量要求以下。  
×:表示该有害物质至少在该部件的某一均质材料中的含量超出GB/T 26572规定的限量要求。  
此表中所有名称中含“X”的部件均符合中国RoHS达标管理目录限用物质应用例外清单的豁免。  
此表中所有名称中含“X”的部件均符合欧盟RoHS立法。  
注:环保使用期限的参考标识取决于产品正常工作时的温度和湿度等条件。  
**10** 本标识内的数字表示产品在正常使用状态下的环保使用期限为10年

以下情况恕不提供免费维修

本公司产品实行保修年限之内的有限保修。属于下列情况的设备故障或损坏,不在有限保修之列,本公司不承担免费的保修义务:

1. 设备或部件已经超出了有效的保修期;
2. 客户未按照说明书的要求,错误的安装、保管以及使用而造成的设备故障或损坏;
3. 非由本公司授权机构或人员拆卸而造成的设备故障或损坏;
4. 因意外因素或人为原因(包括但不限于操作失误、刮伤、搬运、碰撞、输入不合适的电压电流等)导致的设备故障或损坏;
5. 因自然灾害等不可抗力(如地震、火灾等)原因造成的设备故障或损坏。

三包凭证

1. 请妥善保管保修卡,以作维修时的凭证。
2. 保修期为产品购买之日起一年内。
3. 保修期内,本产品在正常使用的情况下发生故障,经本公司查验属实,将免费提供维修和换新服务。


产品参数

品牌:几素  
产品型号:FA42  
产品名称:迷你涡轮扇  
输入:5.0V=2.0A MAX  
电芯:锂离子电池  
工作功率:5.0W MAX  
风扇风速:4.0m/s MAX  
执行标准:GB 4706.1-2005 GB4706.27-2008  
产品尺寸:62(L)x47(W)x152(H)mm

电池容量	2000 mAh(7.4Wh/3.7V)	4500 mAh(16.65Wh/3.7V)
充电时间	1.5-2.5h	4-5h
使用时间	2-7h	4-18h
	(根据不同档位/使用场景而定)	
产品重量	≈120g	≈148g

包装配件

迷你涡轮扇 \* 1  
USB-A to USB-C充电线 \* 1  
说明书 \* 1

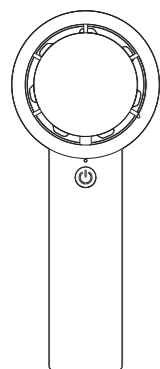


产品保修卡

(本卡仅适用中国地区)

产品名称	联系电话
产品型号	购买地点
用户姓名	经销商名称
购买时间	

制造商:深圳市几素科技有限公司  
生产地址:深圳市龙岗区园山街道荷坳社区长江埔二路8号A栋301  
办公地址:深圳市龙岗区坂田街道永香路坂维园C栋4楼  
服务电话:400-0111-8812



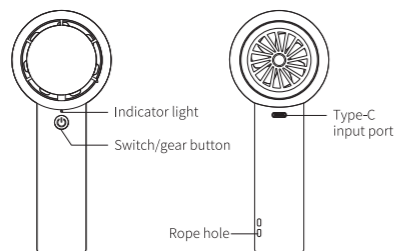
Super-mini Turbo Fan

FA42

— User manual —

Please read this manual carefully before use. Be sure to use it in strict accordance with the requirements of the manual, and keep the manual properly for future use

Appearance description



How to use

A. Switch/ gear shift

2000mAh:Short press the switch/gear button, the product can be cyclically switched in the first, second, third wind and shutdown states in turn; Long press to turn off in any gear.  
4500mAh: Short press the switch/gear button, the product can be cyclically switched in the first, second, third, fourth, fifth wind and shutdown states in turn; Long press to turn off in any gear.

Indicator status description

Indicator status	Meaning
White light always on	Fully charged state
White light flashes slowly	State of charge
The white light flashes once	Gear shift
White light keeps flashing	Low electricity consumption
White light flashes 3 times	Battery is low and cannot work

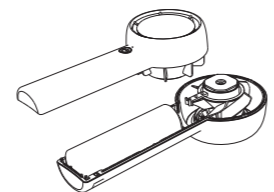
C. Cleaning products

1. Before cleaning the fan, please make sure that the power is off.
2. The product's cover grille cannot be removed. When cleaning, you can wipe the surface of the fan's back cover grille with a clean cloth.
3. Do not use water or other liquids to clean electrical parts(such as motor, power switch, etc.).
4. Do not touch the power supply and electrical components with wet hands or rags.

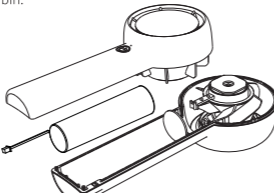
Remove the battery

Before discarding the product, the power must be turned off and the battery must be removed from the product .

1. Use a tool to pry open the top cover of the product.



2. Take out the battery and throw it into the corresponding garbage bin.



Safety Precautions

Notes

To ensure safe use and avoid injury and property damage, please observe the following safety precautions, as incorrect use may result in an accident.

Precautions

1. The product is not a toy. Infants and children should be supervised to ensure that they do not play with it. Children under age 14 should use it under the supervision of a guardian.
2. Children, the elderly or disabled and people with no experience should use the product under supervision and guidance.
3. It is not a medical product, and should not be used for any medical purposes.
4. This product does not belong to animal products and cannot be used for animal cooling.
5. Please be cautious for use of this product for patients during the onset of moderate and severe cardiovascular diseases or severe heart diseases.
6. For patients during the onset of gout or those with the disease not fully cured, please use this product under the guidance of a doctor.
7. Directly blowing strong winds for a long time and short distances may cause discomfort, especially for babies and the elderly.

Warning

1. Do not put your fingers or foreign objects into the fan to avoid injury or damage to the machine.
2. Never use this product in humid conditions and near water sources such as sinks, bathrooms, swimming pools, etc.
3. Do not hit or press the product heavily. Do not touch it with sharp or pointed objects during use and storage.
4. Do not plug and unplug power source with wet hands and wet towels, so as to avoid electric shocks and short circuits.
5. The product is not water-proof. It is forbidden to use when it is wet, and it should be wiped immediately. No use is permitted when it is completely immersed and internally filled with water

to avoid failures and dangers.

6. Since the product is provided with built-in batteries, do not use and store it in high temperature above 60°C and in confined spaces such as near stoves and heaters, inside cars exposed to the sun, otherwise the batteries may be exploded.
7. Do not squeeze or disassemble the battery or leave the battery in a high temperature environment (60°C and above) for a long time, otherwise there may be a risk of leakage or explosion.
8. Never leave the product unattended while charging.
9. If consumers use a power adapter, its rated input voltage should be within 5V, its rated current should be 2A or below, and it should also be the national mandatory safety certification.
10. This product uses lithium-ion batteries and has no memory function. Overcharging or over-discharging will affect the service life of the product. Please charge in time and disconnect the power after fully charged.
11. When this product fails, please contact us or the dealer in time rather than disassembly or repair by yourself to change its structure, so as to avoid unnecessary failures and dangers.

Three-guarantee Certificate

1. Please keep the warranty card properly as a certificate for maintenance.
2. The warranty period is within one year from the date of purchase.
3. During the warranty period, if this product breaks down under normal use and is verified by our company, we will provide maintenance and replacement services free of charge.

The Following Conditions Will Not Be Free Maintenance

Our products are subject to limited warranty within the warranty period. Equipment failure or damage under the following circumstances is not covered by the limited warranty, and the Company will not undertake the warranty obligation free of charge.

1. Equipment or components have exceeded the valid warranty period.
2. Equipment failure or damage caused by incorrect installation, storage and use by users who fail to comply with the requirements of the manual .
3. Equipment failure or damage not caused by disassembly by authorized institutions or personnel of the company.
4. Equipment failure or damage caused by unexpected factors or man-made reasons (including but not limited to operation errors, scratches, handling, bumping, input of inappropriate voltage and current, etc.).
5. Equipment failure or damage caused by force majeure such as natural disasters (including earthquake, fire, etc.)

Product Parameter

Brand: JISULIFE  
Product model: FA42  
Product name: Super-mini turbo fan  
Input: 5.0V=2.0A MAX  
Battery cell: lithium-ion battery  
Working power: 5.0W MAX  
Fan speed: 4.0m/s MAX  
Dimension: 62(L)x47(W)x152(H)mm

Battery capacity	2000 mAh(7.4Wh/3.7V)	4500 mAh(16.65Wh/3.7V)
Charging time	1.5-2.5h	4-5h
	2-7h	4-18h
Usage time	(depending on different levels/usage scenarios)	
	≈120g	≈148g

Packing Accessories

Super-mini Turbo Fan \* 1  
USB-A to USB-C Cable \* 1  
Manual \* 1



The contents in this user manual and the technical specification of the product will be changed without prior notice.