


JISULIFE

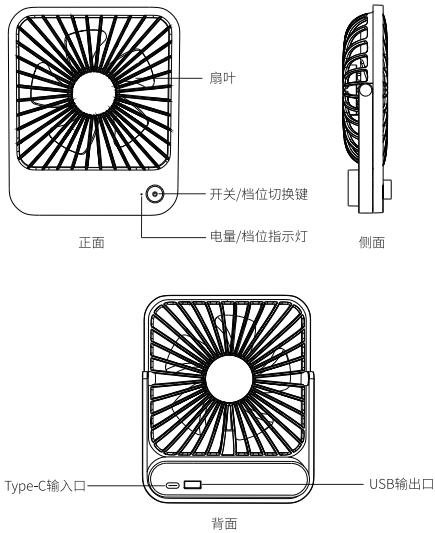


轻薄桌面扇
FA26/FA26A

— 说明书 —

使用前请仔细阅读本说明书
严格按照说明书要求正确使用,并妥善保存说明书以备后用

外观说明



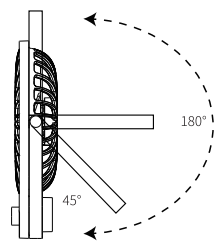
使用方法

A. 档位/模式切换

短按按键循环切换一档/二档/三档/自然风/关机模式;在任意档位长按则直接关机。
*自然风档位说明:风扇风速在极慢和二档之间均匀缓慢的呈波浪线变化。

B. 角度调节

将背后的支架打开45°后平放在桌面上使用,最大可调节角度可调至180°,此时可手提或挂至其他位置。



C. 充电说明

充电指示灯状态说明

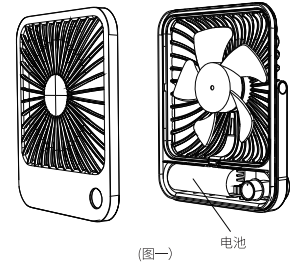
Table with 2 columns: Indicator light status and Meaning. Includes entries for fully charged, charging, gear shift, low battery, and out of service.

D. 产品清洁

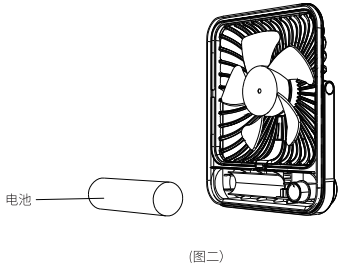
- 1. 对产品进行清洁前,请确保电源已被切断。
2. 产品面罩无法拆除,清洁时可用干净的抹布擦拭扇罩表面。
3. 禁止用水或其他液体清洗电器部分(如电机、电源开关等)。
4. 禁止用湿润的手或抹布触碰电源及电器部件。

E. 取出电池

在废弃产品前必须关闭电源,然后将电池从产品中取出。
1. 用工具撬开外壳(图一)。



2. 用剪刀剪断电池与各部位间的连接线,取出内置电池(图二),将其扔入相应分类的垃圾桶内。



安全警示

提示

为了保证使用安全,避免对您和他人造成伤害和财产损失,请遵守以下安全注意事项;不遵守安全警告而错误使用可能导致事故发生。

注意事项

- 1. 本产品非儿童玩具,请确保婴幼儿不将此产品作为玩具玩耍;14岁以下儿童,请在监护人看护下使用。
2. 手动调节风扇过程中,请勿太过用力。
3. 儿童、老年人或残障人士及无使用经验的人需在监护和指导下使用本产品,以确保安全。
4. 本产品不属于医疗产品,不用于任何医疗用途使用。
5. 本产品不属于动物用品,不可用于动物降温等用途。
6. 中度及重病心血管疾病,严重心脏病患者发病期间谨慎使用。
7. 痛风患者并发病期间或患者风症未完全康复者,请在医生指导下使用。
8. 长时间短距离直接吹强风可能会导致不适,尤其是婴儿和老人。

警示


- 01. 请勿将手指或异物伸入风扇以免受伤或机器损坏。
02. 请勿在潮湿环境及水源附近使用本产品,如洗手池、浴室、泳池四周等。
03. 产品禁止用力摔打、重压;使用或存储时不要与锋利或尖状物体接触。
04. 禁止用湿手、湿毛巾等进行插拔电源操作,避免造成触电、短路等事故发生。
05. 本产品不防水,产品弄湿时禁止使用并且及时擦干晾干;完全泡水及内部进水后禁止再次使用,以免发生故障和危险。
06. 产品内置电池,禁止在高温(高于60°C)环境及密闭空间使用和存储,如火炉、取暖器附近,暴晒的车室内等;以免电池发生爆炸等事故。
07. 请勿挤压、拆解电池或将电池长期置于高温环境(60°C及以上),否则可能会有漏液或爆炸危险。
08. 电池禁止拆解、撞击、挤压或投入火中。若出现严重肿胀,请勿继续使用。

请勿置于高温环境中。
09. 请勿在充电、无人看管情况下使用本产品。
10. 如果消费者使用电源适配器充电,其电源适配器输入额定电压应在5V以内,额定电流2A内,并获得国家强制性认证才能使用。
11. 本产品使用锂离子电池,无记忆功能,过充或过放都将影响产品使用寿命,请及时充电及充满电后断开电源;
12. 产品发生故障时,请及时与经销商或本公司联系,禁止自行拆卸维修试图分解或变更产品的结构,以免造成不必要的故障及危险。

产品中有害物质的名称及含量

Table listing hazardous substances (Lead, Mercury, Cadmium, etc.) and their content levels in various components like plastic, metal, and PCB.

JISULIFE

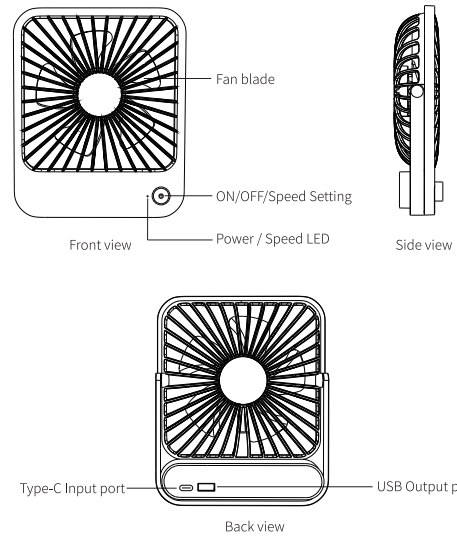


Ultra-thin table fan
FA26/FA26A

— User manual —

Please read this manual carefully before use. Be sure to use it in strict accordance with the requirements of the manual, and keep the manual properly for future use

Description of Appearance



Instructions

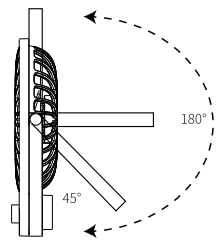
A. Speed/Mode Switch

Pressing the button to cycle through the settings of 1/ 2/ 3/Natural Wind/OFF mode; long press at any speed setting button to directly shut down.

*Natural wind: the fan wind speed changes uniformly and slowly in a wavy line between extremely slow and speed 2.

B. Angle adjustment

The bracket on the back can be opened at 45 degrees and placed on the table for use. The maximum adjustable angle can be adjusted to 180 degrees. At this time, it can be carried or hung to other positions.



C. Charging instructions

Charging LED status description

Table with 2 columns: Indicator status and Meaning. Includes entries for fully charged, charging, gear shift, low battery, and out of service.

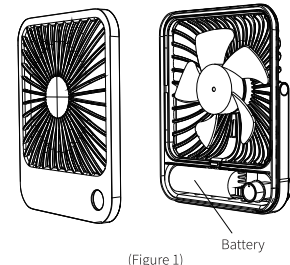
D. Product cleaning

- 1. Before cleaning the fan, please make sure that the power is off.
2. The product cover cannot be removed. When cleaning, you can wipe the surface of the fan cover with a clean cloth.
3. Do not use water or other liquids to clean electrical parts(such as motor, power switch, etc.).
4. Do not touch the power supply and electrical components with wet hands or rags.

E. Battery disassembly

Before discarding the product, the power must be turned off and the battery must be removed from the product.

- 1. Dismantle the housing with a tool (Figure 1).



- 2. Cut the connecting wires between the battery and each part with scissors, take out the built-in battery (Figure 2), and dispose of it properly.

Notes

To ensure safe use and avoid injury and property damage, please observe the following safety precautions, as incorrect use may result in an accident.

Cautions:

- 1. Please ensure that infants and young children do not play with this product as a toy and it should be used under the care of a guardian.
2. Do not apply excessive force when adjusting the fan manually.
3. Children, the elderly or disabled and inexperienced persons should use this product under supervision and instruction to ensure safety.
4. The product is not a medical product and is not intended for medical use.
5. The product is not intended for animals and should not be used for cooling animals.
6. Use with caution for patients suffering moderate and severe cardiovascular disease and severe heart disease during the onset.

- 7. Use under medical supervision during the complication of gout or if the patient has not fully recovered from arthritis.
8. Directly blowing strong winds for a long time by short distances may cause discomfort, especially for babies and the elderly.

Warnings

- 1. Do not put your fingers or foreign objects into the fan to avoid injury or damage to the machine.
2. Do not use the product in wet environments or near water sources, such as sinks, bathrooms, around swimming pools.
3. Do not drop the product or press it hard; never touch it with sharp or pointed objects when using or storing it.
4. Do not plug or unplug the power supply with wet hands or towels to avoid electric shock or short circuit.
5. The product is not waterproof, so do not use it when it gets wet, and dry it in time; do not use it again after it has been completely soaked in water or after water has entered the interior to avoid malfunction and danger.
6. Do not use or store the product in a high temperature (above 60°C) or in a confined space, for example, near a stove or heater, or in a sun-drenched garage, to avoid battery explosion or other accidents.
7. Do not squeeze or disassemble the battery or leave it in a high temperature (60°C and above) for a long time, otherwise, there may be a risk of leakage or explosion.
8. Batteries must not be disassembled, hit, crushed or thrown into fire. Do not continue to use if severe swelling occurs. Do not place in high temperature environment.
9. Do not use the product while charging or unattended.
10. If consumers use the power adapter for charging, its input rated voltage should not be greater than 5V with rated current of within 2A, and obtain the national compulsory safety certification prior to use.

三包凭证

- 1. 请妥善保管保修卡,以作维修时的凭证。
2. 保修期为产品购买之日起一年内。
3. 保修期内,本公司产品在正常使用的情况下发生故障,经本公司查验属实,将免费提供维修和换新服务。

以下情况恕不提供免费维修

本公司产品实行保修年限之内的有限保修。属于下列情况的设备故障或损坏,不在有限保修之列,本公司不承担免费的保修义务。
1. 设备或部件已经超出了有效的保修期;
2. 客户未按照说明书的要求,错误的安装、保管以及使用而造成的设备故障或损坏;
3. 非由本公司授权机构或人员拆卸而造成的设备故障或损坏;
4. 因意外因素或人为原因(包括但不限于操作失误、刮伤、搬运、磕碰、输入不合适的电压电流等)导致的设备故障或损坏;
5. 因自然灾害等不可抗力(如地震、火灾等)原因造成的设备故障或损坏。


本说明书的内容及产品的规格技术说明如有变更,恕不另行通知

产品参数

品牌:几素
产品名称:轻薄桌面扇
电芯:锂离子电池
输入:5.0V=2.0A MAX
输出:5.0V=1.0A MAX
风扇功率:4.0W MAX
风扇风速:3.0m/s MAX
执行标准:GB 4706.1-2005 GB 4706.27-2008
移动电源执行标准:GB/T35590

包装配件

轻薄桌面扇 *1
Type-C充电线 *1
说明书 *1



产品保修卡

(本卡仅适用中国地区)

Product warranty card form with fields for product name, model, user name, purchase time, and contact information.

handling, bumping, input of inappropriate voltage and current, etc.).
5. Equipment failure or damage caused by force majeure such as natural disasters (including earthquake, fire, etc.)

The contents in this user manual and the technical specification of the product will be changed without prior notice.

Product Parameters Packing Accessories

Table listing product parameters (Brand, Product name, Battery cell, Input, Output, Fan power, Fan speed) and packing accessories (Ultra-thin table fan, Type-C cable, User manual).

Table listing product specifications (Model, Battery capacity, USB rated capacity, Charging time, Usage time, Product weight, Dimension) for models FA26A and FA26.