

EP Decking – Wood Plastic Composite (WPC) Fencing Guide



We offer 2 types of post holders for our fence installations. Either of the post holders are strong and stable with our fence.

2 Types of Post Holders

(a) Squared Bottom Post Holder – Used for above surface mounting on either new or existing concrete.



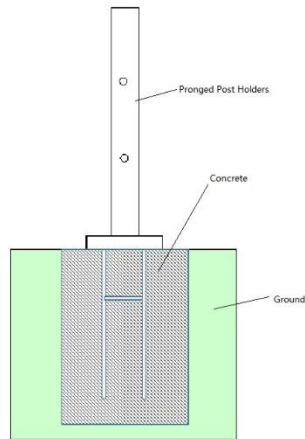
(b) Pronged Post Holder – Use for dig-in the ground installation.



Installation

Pronged Post Holder

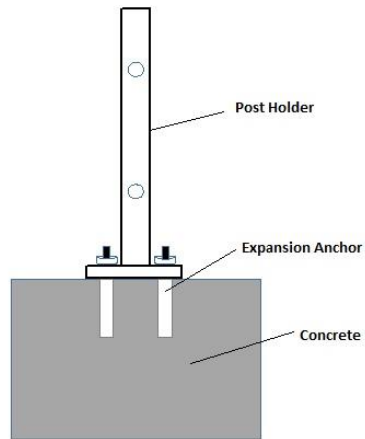
- (1) Dig a hole where you would like to begin building your fence. The size recommended is 9" x 9" x 24" minimum.
- (2) Pour wet concrete into the hole.
- (3) See picture below.
 - a. Put the prong side into the wet cement until it reach the square plate.
 - b. Made sure the side with holes NOT facing the direction where the fence boards will be installed.
 - c. Ensuring the post is completely vertical (**90°** to the ground).
 - d. Please let cure for **48 hours** or until completely dry. The distance between centers of two post holders is 72".



Squared Bottom Post

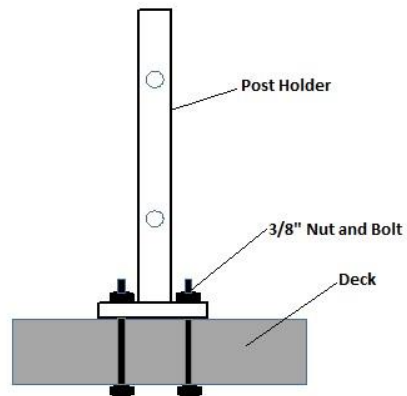
For Concrete (Expansion Anchors included)

- (1) Placed the squared bottom post holder on the existing concrete floor/retaining wall, mark the 4 holes positions.
- (2) Drill the holes with the size of 2" in diameter and 2 1/8" depth.
- (3) Place the 4 expansion anchors in the holes, affix the post holder on the floor. Make sure the side with holes NOT facing the direction where the fence boards will be installed. Ensuring the post is completely vertical (**90°** to the ground).
- (4) The distance between centers of two post holders is 72".



For Deck (Nuts & Bolts **Not** Included)

- (1) Place the squared bottom post holder on the existing deck, mark the 4 holes positions.
- (2) Drill the holes through the deck.
- (3) Affix the post holder on the deck with galvanized nut and bolt. Make sure the side with holes **NOT** facing the direction where the fence boards will be installed. Ensuring the post is completely vertical (**90°** to the deck).
- (4) The distance between centers of two post holders is 72”.



Do you have questions, comments, or concerns? E-mail us (info@epdecking.com) or call us at **(866) 344-2600 (Sales)**. Thank you and....

Enjoy Your New Fence!