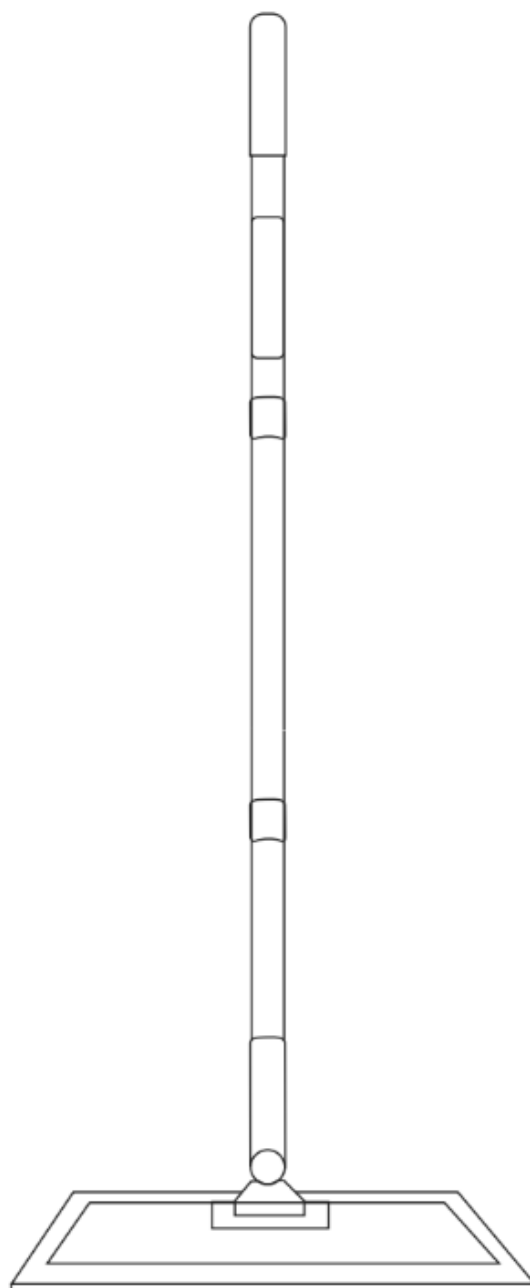




True & TidyTM

HEAVY DUTY WET AND DRY SWEEPER MOP SWEEP-180

USE & CARE MANUAL
MANUAL DE USO Y CUIDADO



 www.trueandtidy.com

 facebook.com/TrueandTidyHome

 Instagram.com/trueandtidyhome



IMPORTANT SAFEGUARDS & INSTRUCTIONS

At True & Tidy, safe performance is our top priority with any consumer product, so that you can use and trust our products confidently. Please use and operate product with due care and attention placed on the following operating instructions and precautions.


- Carefully read all instructions before operating the mop for the first time.
- This appliance is not intended for use by children or persons with limited physical, mental or sensory capabilities, or lack of experience and knowledge without the supervision or instruction concerning the use of the appliance by a person responsible for their safety.
- Ensure the mop is properly assembled before use.
- Only use attachments or accessories provided and specified in this instruction manual.
- Never use the mop without the mop pad.
- Do not store the mop outdoors or in harsh conditions. Store the mop indoors in a cool, dry place.



PARTS & ACCESSORIES




Upper Pole



Middle Pole



Lower Pole




Scraper



Mop Head



Microfiber Mop Pad



Chenille Mop Pad



CARE & CLEANING

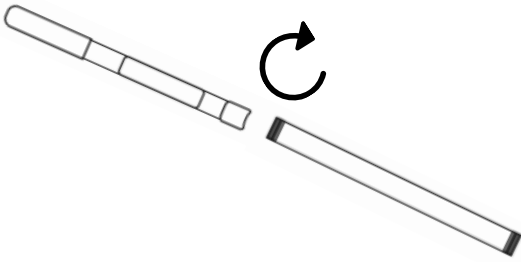
- To clean the outside of the mop, gently wipe down with a damp cloth
- Microfiber mop pad and chenille mop pad are washable and reusable. Use a gentle cycle to wash and air dry to maximize longevity
- Use the scraper to remove stubborn messes clinging to mop pads

 **TIP: Purchase extra mop pads at www.trueandtidy.com**

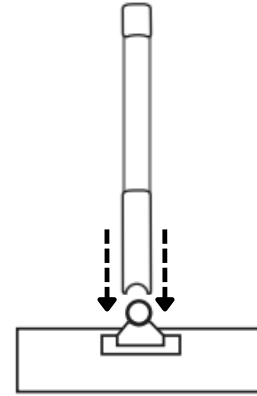


ASSEMBLY INSTRUCTIONS

1. Connect upper pole to middle pole by twisting together until secure. Repeat for the middle pole and lower pole attachment



2. Attach lower pole to mop head by aligning the clasp and inserting until pole locks in to place



3. Attach microfiber mop pad or chenille mop pad to bottom of mop by aligning the fastener strips to the pads



4. Mop is now ready to clean!



Use the chenille mop pad to pick up hair, dirt, and grime easily. Use the microfiber mop pad to pick up wet messes and spills



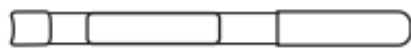
INSTRUCCIONES Y PRECAUCIONES IMPORTANTES

En True & Tidy, el rendimiento seguro es nuestra máxima prioridad con cualquier producto de consumo. Use y opere el producto con cuidado y atención a las instrucciones y precauciones de operación. Guarde estas instrucciones.

- Lea atentamente todas las instrucciones antes de operar el trapeador por primera vez.
- Este electrodoméstico no está diseñado para ser utilizado por niños o personas con capacidades físicas, mentales o sensoriales limitadas, o falta de experiencia y conocimiento sin la supervisión o instrucción sobre el uso del electrodoméstico por parte de una persona responsable de su seguridad.
- Asegúrese de que el trapeador esté correctamente ensamblado antes de usarlo.
- Utilice únicamente aditamentos o accesorios proporcionados y especificados en este manual de instrucciones.
- Nunca use el trapeador sin la almohadilla.
- No guarde el trapeador al aire libre o en condiciones adversas. Guarde el trapeador bajo techo en un lugar fresco y seco.



PARTES Y ACCESORIOS




Palo Superior



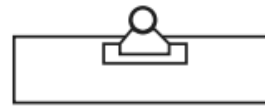
Poste Medio



Palo Inferior



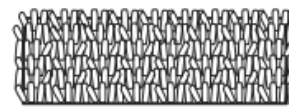
Raspador



Cabeza de Trapero



Almohadilla de Microfibra



Almohadilla de Chenilla



CUIDADO Y LIMPIEZA

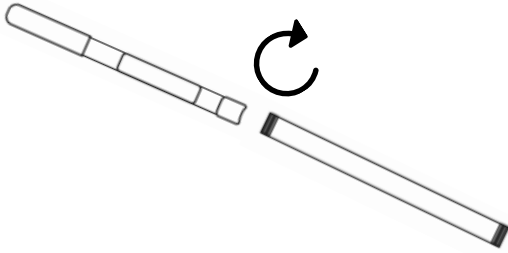
- Para limpiar el exterior del trapeador, frote suavemente con un paño húmedo.
- El trapeador de microfibra y el trapeador de chenilla son lavables y reutilizables. Use un ciclo suave para lavar y secar al aire para maximizar la longevidad.
- Use el raspador para eliminar los líos persistentes que se adhieren a las almohadillas del trapeador.

& CONSEJO: Compre almohadillas adicionales en www.trueandtidy.com

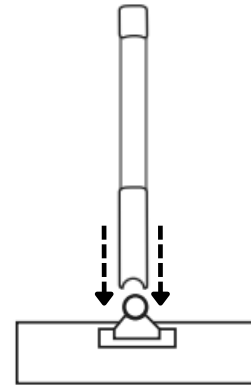


INSTRUCCIONES DE MONTAJE

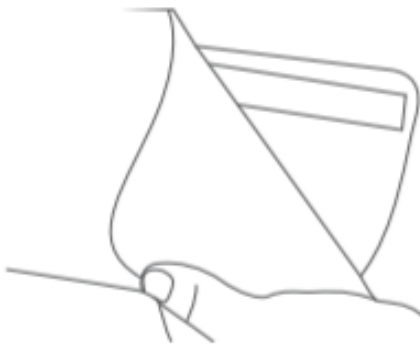
1. Conecte el poste superior al poste del medio girándose juntos hasta que estén seguros. Repita para el accesorio del poste medio y el poste inferior.



2. Fije el poste inferior al cabezal del trapeador alineando el broche e insertándose hasta que el poste encaje en su lugar.



3. Fije la almohadilla de trapeador de microfibra o la almohadilla de trapeador de chenilla en la parte inferior del trapeador alineando las tiras de sujeción con las almohadillas.



4. El trapeador ya está listo para limpiar!



- &** Use la almohadilla del trapeador de chenilla para recoger el cabello, la suciedad y la mugre fácilmente. Use la almohadilla de trapeador de microfibra para recoger suciedad y derrames húmedos.



WARRANTY



TRUE & TIDY One Year Limited Warranty

True & Tidy warrants to the original purchaser of Brand New True & Tidy branded device or accessories shall be free from defects in materials and workmanship under normal use (as instructed in True & Tidy's device user manual) for a period of one (1) year from the date of purchase from True & Tidy or its authorized resellers.

If such a defect arises and a return authorization request is received by True & Tidy within the applicable Warranty Period, True & Tidy will, at its choice and to the extent permitted by law, either (1) repair the defective Product at no charge, using a new or refurbished replacement parts or (2) replace the defective product with a new or refurbished product. In the event of such a defect, to the extent permitted by law, these are your sole and exclusive remedies.

Shipping and handling charges may apply except where prohibited by applicable law. Any replacement product will be warranted for the remainder of the original warranty period or thirty (30) days, whichever is greater, or for any additional period of time that may be required by applicable law.

To obtain a repair or replacement under the terms of this warranty, contact customer service for return authorization. Please be sure to have your proof of purchase ready.

If you have any questions regarding this warranty, you may contact us through our website:
www.trueandtidy.com

Customers located outside of the continental US will be responsible for all international shipping charges for your return or replacement.



WARRANTY EXCLUSIONS AND LIMITATIONS

This Limited Product Warranty applies only to the original purchaser of the True & Tidy branded Product that was purchased from True & Tidy directly or True & Tidy's authorized reseller. Without limiting the foregoing, the Limited Product Warranty does not apply to any (a) True & Tidy products and services other than the Brand New True & Tidy branded products which are purchased directly from True & Tidy or from True & Tidy's authorized reseller, (b) non-True & Tidy products, even if included or sold with a Product, including, without limitation, any counterfeit products, (c) products that are, or True & Tidy reasonably believes to be, stolen, (d) consumables (such as cleaning pads). This Limited Product Warranty does not apply to third party products or accessories, including but not limited to products with the "Made for True & Tidy" or "Works with True & Tidy" logos or advertising.

This Limited Product Warranty does not apply to a product or part of a product that has been replaced, repaired, serviced, altered, refurbished or modified by anyone who is not authorized by True & Tidy, nor does it apply to any cosmetic damage such as scratches and dents. In addition, this Limited Product Warranty does not apply to damage or defects caused by (a) use with non-True & Tidy products such as non-True & Tidy steamer liquid; (b) accident, abuse, misuse, mishandling, flood, fire, earthquake or other external causes; (c) normal wear and tear or aging of the product such as discoloration of product; or (d) operating the product (i) outside the permitted or intended uses described by True & Tidy under True & Tidy's Product User Manual, (ii) not in accordance with instructions provided by True & Tidy, or (iii) with improper voltage or power supply, water or other add-on products.

No True & Tidy, authorized reseller, distributor, agent, reseller, or employee is authorized to make any modification, extension or addition to this Limited Product Warranty. If any term contained herein is held to be illegal, void or unenforceable, the legality or enforceability of the remaining terms shall not be affected or impaired.

If you have any questions regarding this warranty, you may contact us through our website:
www.trueandtidy.com



LIMITATION OF DAMAGES

Except to the extent prohibited by applicable law, True & Tidy shall not be liable for any incidental, indirect, special or consequential damages, including, without limitation, loss of profits, revenue, resulting from any breach of express or implied warranty or condition or under any other legal theory, even if True & Tidy has been advised of the possibility of such damages. True & Tidy warranty and liability is only limited to replacement of the defective item.



CONNECT WITH US

**For cleaning tips, FAQ, customer service and
replacement parts**

**Para consejos de limpieza, preguntas frecuentes,
servicio al cliente y repuestos**

www.trueandtidy.com

1-888-293-3492

support@trueandtidy.com



www.trueandtidy.com



TrueandTidyHome



TrueandTidyHome