

# True & Tidy

**LR-03  
Portable Fabric Shaver  
Instruction Manual**



[www.trueandtidy.com](http://www.trueandtidy.com)



#### TRUE & TIDY (1) Year Limited Warranty

True & Tidy products are warranted for 1 year from the date of purchase if the appliance is defective in materials or workmanship. True & Tidy will repair or replace (at our option) your unit during this period. Any replacement product will carry the remaining warranty of the original product.

True & Tidy is not liable for any incidental, misuse, negligence or failure to follow True & Tidy's user manual.

To obtain a repair or replacement under the terms of this warranty, contact customer service for return authorization. After receiving authorization, carefully pack your unit and return to the service center. Please enclose a note or letter explaining the issue along with proof of purchase and \$9.95 for shipping and handling. Please provide your name, phone number and complete address.

If you have any questions regarding this warranty, you may contact us through our website: [www.trueandtidy.com](http://www.trueandtidy.com)

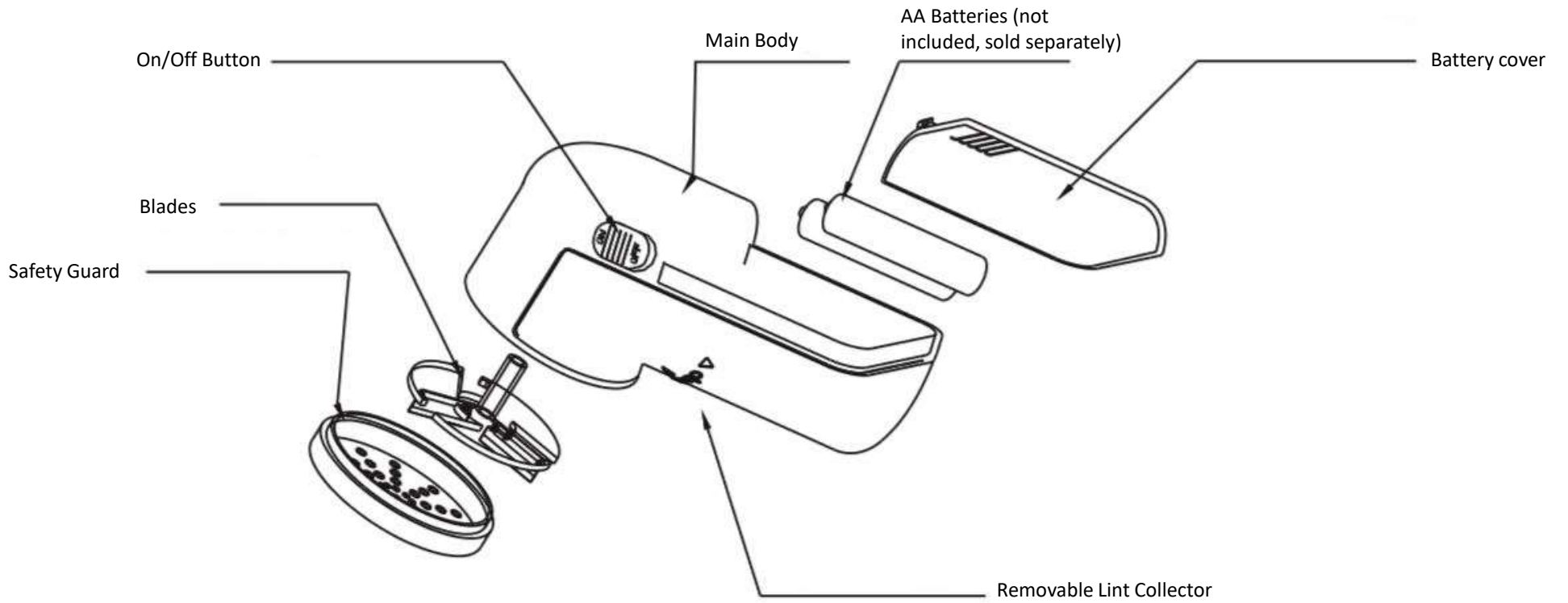
Customers located outside of the continental US will be responsible for all international shipping charges for your return or replacement.

## IMPORTANT SAFETY MEASURES

Read this user manual carefully before using the appliance.

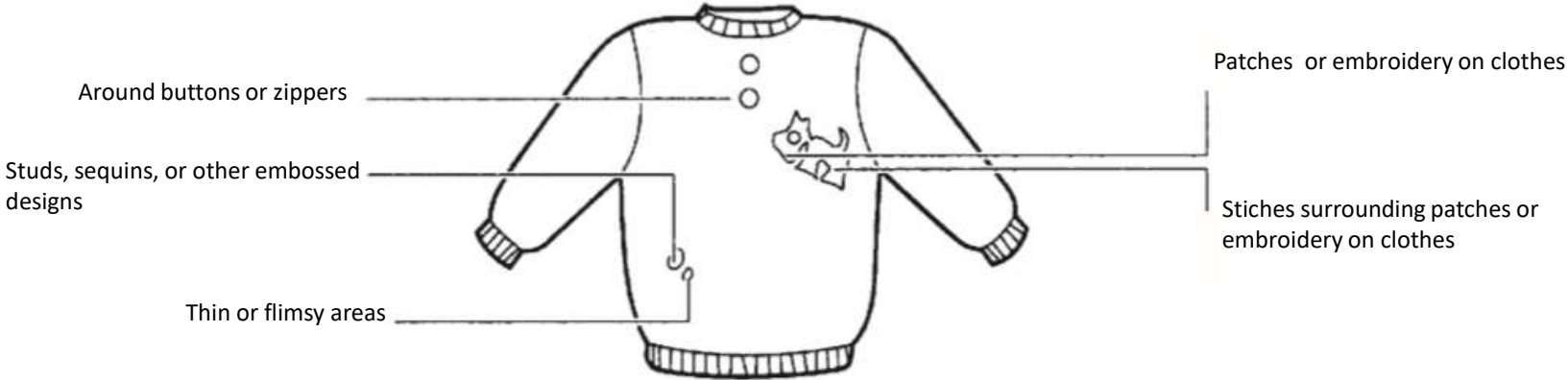
- Keep the lint remover dry. Never immerse the appliance in water.
- Do not use on delicate fabrics or weaves such as cashmere, angora, mohair or antique fabrics.
- Smooth out the garment on a flat surface before use to avoid damaging the fabric.
- Do not apply too much pressure to the garment.
- Do not use the appliance on clothes while you are wearing them to avoid injury or damage to the garment.
- The appliance is intended for garment use only. Do not use it to shave hair or beard.
- Do not let children play with the appliance.
- Do not open and remove the blade guard while in use.
- Do not use the appliance if it shows visible signs of damage or if the blade guard is broken.
- Do not let pointed objects come into contact with the blades while in use.
- Do not turn the appliance on while performing cleaning or maintenance.
- Keep your fingers and hands away from the blades during cleaning or maintenance.

# COMPONENTS



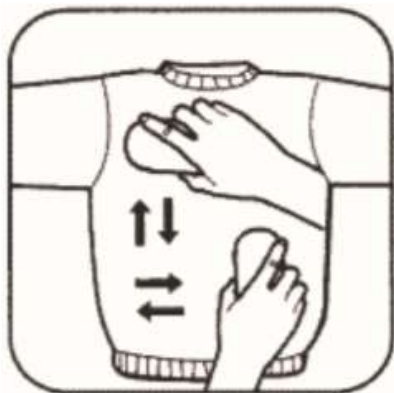
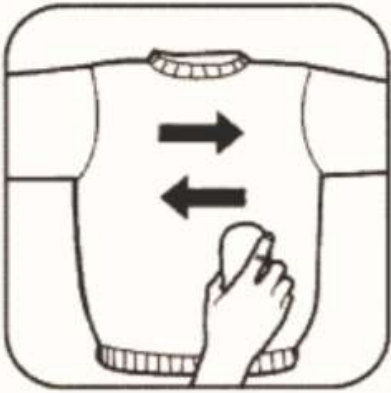
# FABRIC SHAVING GUIDE

Do not shave on the following areas



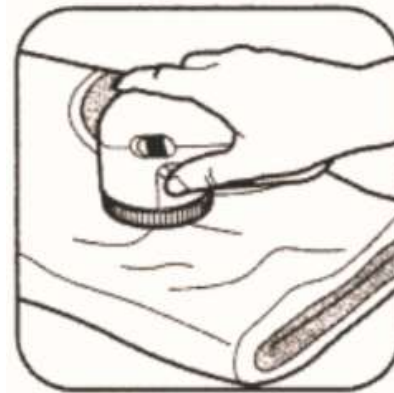
# INSTRUCTIONS FOR USE

Quick Shaving



Slide the shaver around over the top of the garment

Thin Garments



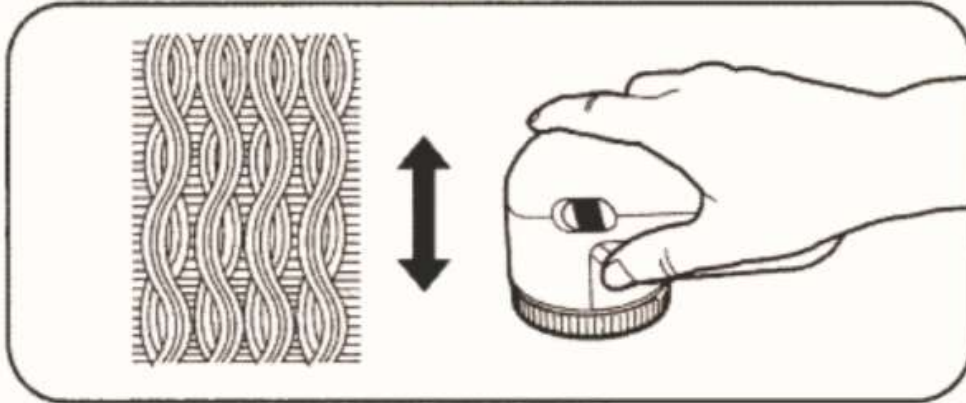
Fold into layers and lay over an ironing board

Fabrics with Accessories



Avoid shaving over any accessory


Knitted Fabrics




Follow the pattern of the fabric while shaving

## TROUBLESHOOTING GUIDE

PROBLEM	REASON	SOLUTION
The appliance doesn't work	Low battery	Replace batteries
The appliance doesn't remove lint	Removable lint collector is full	Clean the removable lint collector

 [www.trueandtidy.com](http://www.trueandtidy.com)

 <https://www.facebook.com/TrueandTidyHome>

 <https://www.instagram.com/trueandtidyhome>