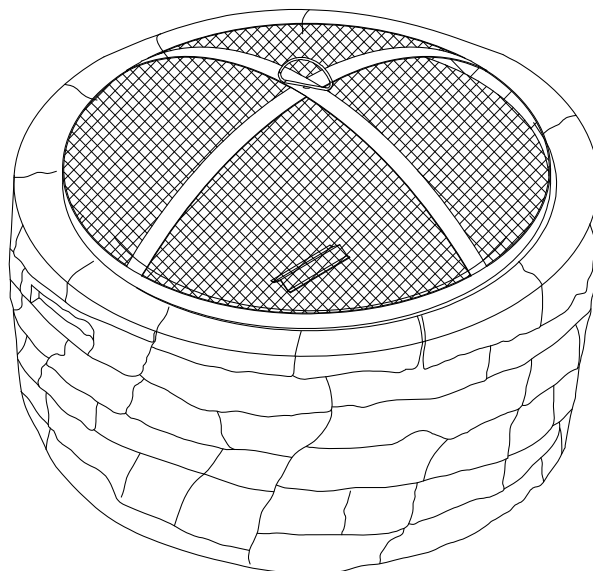


ASSEMBLY INSTRUCTION

Item No.: A301016302



WE HAVE YOU IN MIND, LET US SERVE YOU!

Questions? Issues?

CONTACT US

24 hours / 7 days a week

 **Warranty Parts**

www.sunjoyonline.com



customer.care@sunjoygroup.com

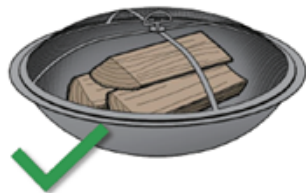


A30101630223

Warnings

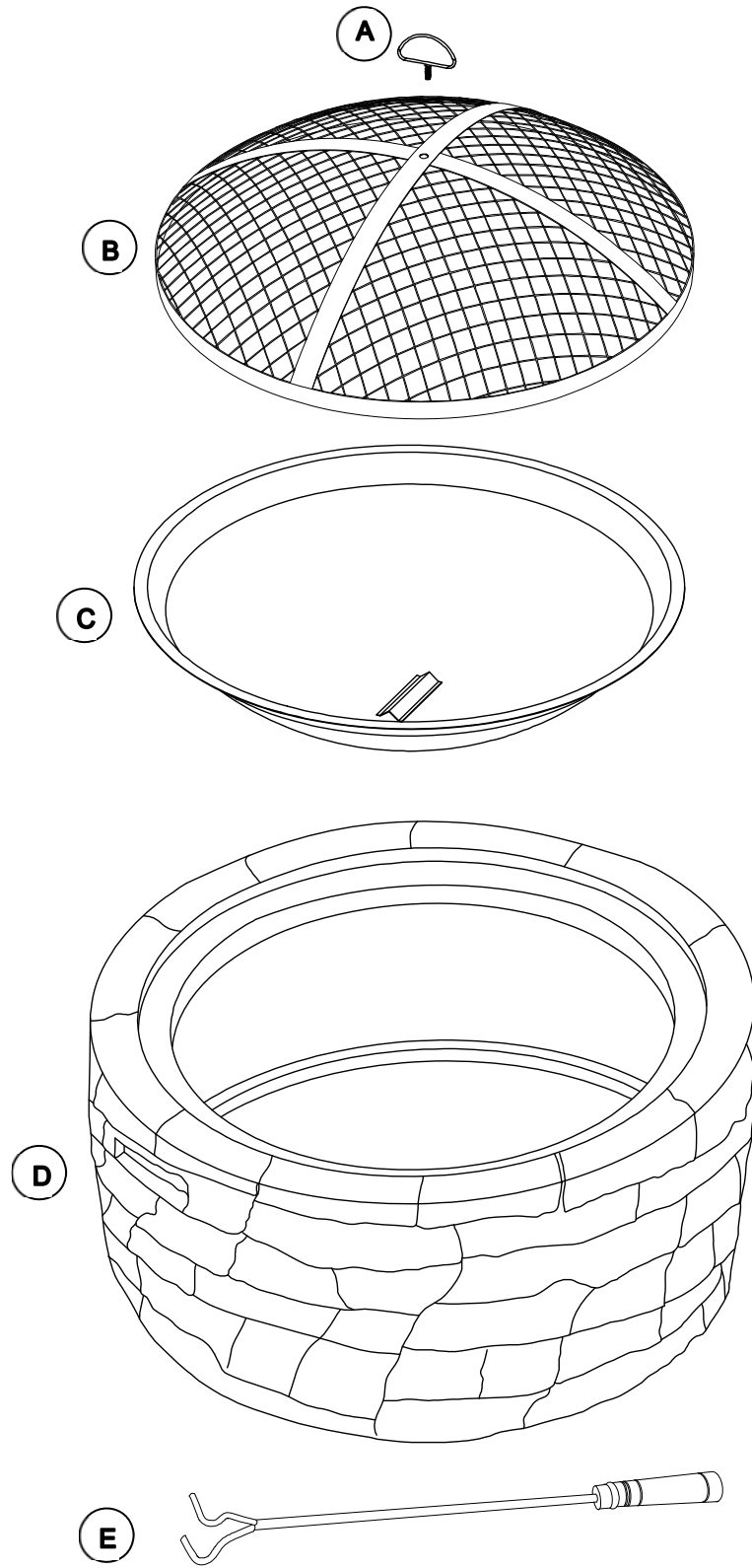
This fire bowl is intended for outdoor use only. NEVER LEAVE A FIRE UNATTENDED.

- DO NOT use the fire bowl to cook food. The fire bowl is not designed for grilling food.
- DO NOT allow children or pets near the fire bowl without supervision.
- DO NOT touch the surface of the fire bowl while in use as it may cause burns.
- NEVER burn in vehicles, tents or indoors. CARBON MONOXIDE HAZARD.
- Use a poker and / or heat-resistant gloves to open / close the mesh cover while in use.
- DO NOT use water to extinguish as this is dangerous and can cause damage to the fire bowl.
- Burn only untreated wood or fire logs in this fire bowl.
- DO NOT use gasoline or kerosene to start the fire in this fire bowl.
- Only place/use this fire bowl on stable and non-combustible surfaces.
- DO NOT attempt to move the fire bowl while it is hot or in use.
- Place the fire bowl no closer than 8' (2.4 m) from walls or combustibles during use.
- Adequate fire extinguishing material should be readily available.
- Always ensure that the mesh cover is secured over the fire bowl while in use.
- The poker handle may become hot during and after use.
- Check local fire regulations and municipal by-laws for information regarding the safe use of this fire bowl.
- NEVER leave a burning fire unattended when in use. Always extinguish fire completely before leaving it. DO NOT COVER THE UNIT UNTIL FIRE HAS BEEN EXTINGUISHED FOR 24 HOURS.


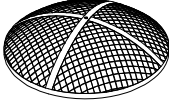
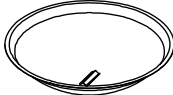




- [Referring to the above diagrams] Firelogs should fit well INSIDE the bowl, allowing the mesh-screen lid to fit securely and evenly. Logs should never be too many/too high, or sticking outside the perimeter of the bowl.
- Always use caution while using your firebowl.

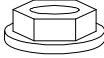
Exploded Drawing



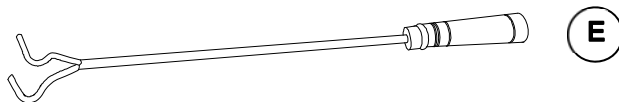
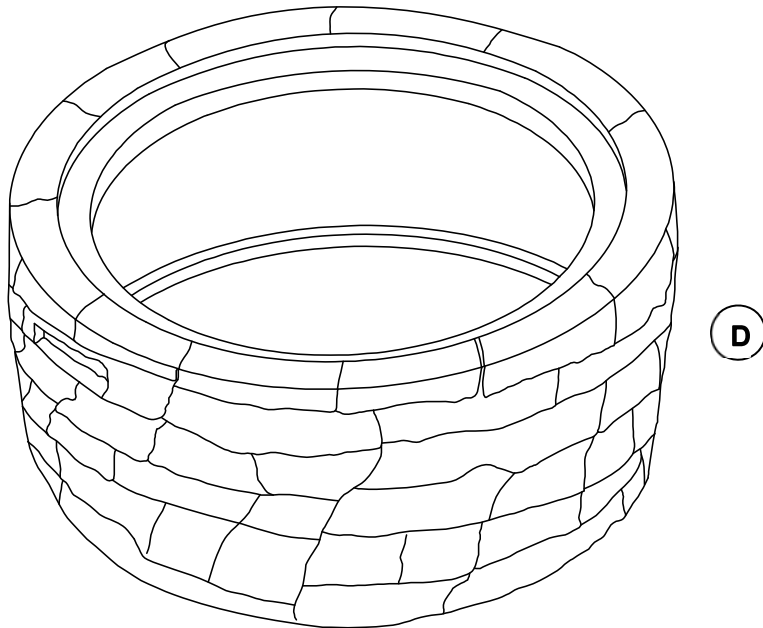
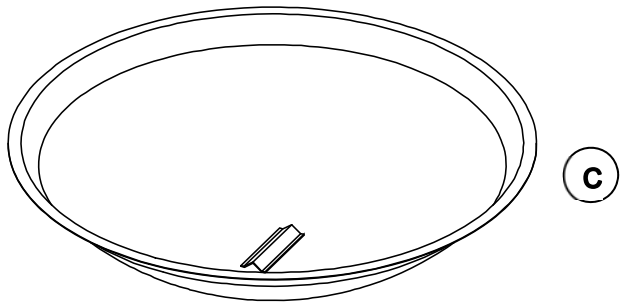
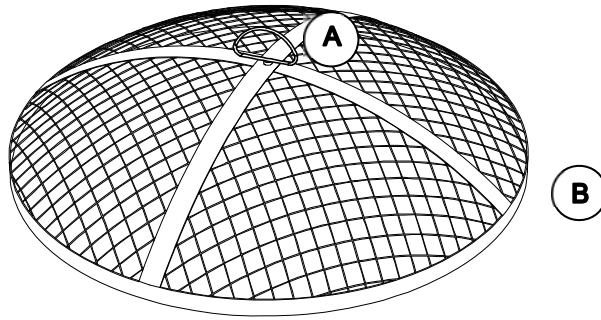
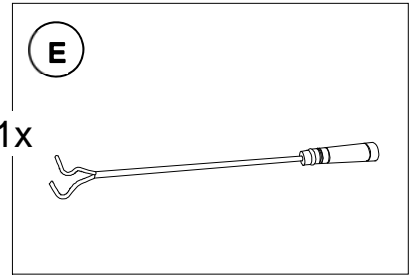
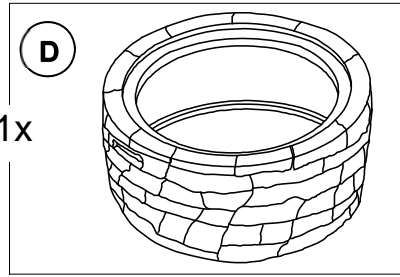
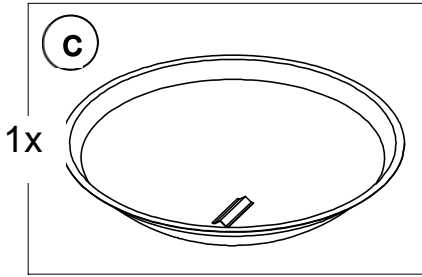
Parts List

Label	Part Number	Description	Qty	Part Image
A	P005100032	Screen Handle (Pre-assembled)	1	
B	P002600043	Mesh Screen	1	
C	P002500101	Fire Bowl	1	
D	P000100271	Base	1	
E	P002700014	Poker	1	

Hardware Pack

Label	Part Number	Description	Qty	Part Image
AA	H040020004	Bolt M6 (Pre-assembled)	1	

Step 1



Cleaning and Maintenance



Caution!

Check all screws and nuts periodically for tightness, fastening them again as required.

Lighting

- Make sure there is only a small amount of ash in the bottom of the bowl.
- Place a layer of dry seasoned hardwood that covers no more than 3/4 of the bowl.
- Use a match to light kindling or fire starter.
- Use the poker that is provided to operate. Please wear heat-resistant gloves during use.

Extinguishing

- Allow fire to burn itself out.
- DO NOT use water to extinguish as this is dangerous and can damage this fireplace.

Cleaning

- This fireplace should be cleaned on a regular basis to promote safer experience and long product life.
- DO NOT attempt to clean this fireplace until the fire is COMPLETELY out and cool to touch.
- DO NOT use oven cleaner or abrasive cleaner as this will damage the fire bowl.

Storage

- DO NOT move or store this fireplace until the fire is COMPLETELY out and cool to touch.
- Store the fireplace in a dry location to maximize product life.
- Store assembled fireplace in a location away from children and pets.

LIMITED WARRANTY

This limited warranty is extended to the original purchaser and applies to defects in material and workmanship of your item provided the item is maintained with care and used only for personal, residential purposes. The manufacturer Sunjoy Group warrants this item is free of defects in material and workmanship for a period of **6 months**. If any defect is found, please call our Sunjoy Group customer service department or email at customer.care@sunjoygroup.com for help. The manufacturer Sunjoy Group will not cover transportation or delivery costs or compensate the individual or any outside party for assembling or disassembling the product.