


USER MANUAL

2.64 GPM RV TANKLESS WATER HEATERS
RE264/RE264-B

OPTIONAL COLOUR ▶ WHITE BLACK



Thank you for purchasing this Camplux RV tankless water heater. Before operating your new product, please read these instructions carefully. This will ensure safe use and reduce the risk of injury.

This instruction manual contains information for installation, operation, maintenance of the product and safe use.

 **WARNING**

If the information in this manual is not followed exactly, a fire or explosion may result, causing property damage, personal injury or death.

- Do not store or use gasoline or other flammable vapors and liquids in the vicinity of this or any other appliance.
- WHAT TO DO IF YOU SMELL GAS
 - Evacuate all persons from the vehicle.
 - Shut off the gas supply at the gas container or source.
 - Do not touch an electrical switch, or use any phone or radio in the vehicle.
 - Do not start the vehicles engine of electric generator.
 - Contact the nearest gas supplier or qualified service technician for repairs.
 - If you cannot reach a gas supplier or qualified service technician, contact the nearest department.
 - Do not turn on the gas supply until the gas leak(s) has been repaired.
- Installation and service must be performed by a qualified installer, service agency or the gas supplier.



Table of Contents






General Safety	03-05
Product Overview & Features	06-09
Installation & Operation	10-29
Wiring Diagram	29
Maintenance	30-39
Troubleshooting	39-42



General Safety

User safety information

About safety symbols and signal words

-  Indicates an imminently hazardous situation which, if not avoided, will result in death or serious injury.
-  **DANGER** - Indicates a hazardous situation which, if not avoided, will result in death or serious injury.
-  **WARNING** - Indicates a hazardous situation which, if not avoided, could result in death or serious injury.
-  **CAUTION** - Indicates a hazardous situation which, if not avoided, could result in minor or moderate injury.
-  **NOTICE** - It is used to address practices not related to physical injury.

Intended use

- The unit may be used only to heat water in recreational vehicles (RVs) that are used for recreation, travel, or camping.
- RVs are recreational vehicles designed as temporary living quarters for recreation, camping, or travel use. Such vehicles have their own power or are towed by another vehicle.

Prohibited use

- Any use other than the intended use (see above) is prohibited.

Examples of prohibited use

- Use in food trucks or roadside food vending vehicles.
- Use in construction trailers.
- Use as a pool heater.
- Use in a marine environment.
- Use as part of a space heating system.
- Use in mobile homes.

CALIFORNIA PROPOSITION 65

Lists of chemical substances are known to the state to cause cancer, congenital disabilities, death, serious illness, or other reproductive harm. This product may contain such substances or such substances may be formed from combustion of fuel (gas) or be components of the product itself.

Responsibilities of operator

- The operator is responsible for their own health and safety, persons with pacemakers should discuss this with their doctor before opening the access door, or performing any service repairs.
- The operator is responsible for the water quality used in the appliance.
- The operator is responsible for all routine inspections found in the Cleaning and Maintenance section of this manual.
- The operator is responsible for using and maintaining gas cylinders as specified by the RV manufacturer.
- The operator is responsible for ensuring no spray water enters the appliance when cleaning the RV.
- The operator is responsible for using the appliance for potable water only. They are responsible for ensuring non-potable water sources, components, or heating systems, new or old, are not connected to the appliance.

Important safety instructions

Read these instructions carefully to ensure the safe and correct operation of your appliance. Retain the instruction manual and installation instructions for future use.

Ensuring a safe operating environment

Read these instructions carefully to ensure the safe and correct operation of your appliance. Retain the instruction manual and installation instructions for future use.

DANGER

Suffocation or Fire Hazard

- Exhaust gases are hot and contain carbon monoxide, do not breathe or obstruct the exhaust gases.
- Failure to follow the instruction will lead to serious injury, property damage, or death.

- NEVER use this appliance in enclosed spaces or tents.
- ALWAYS turn the appliance off, and shut off the fuel supply while parking the RV in an enclosed space, such as a garage or repair shop.
- NEVER place seating or picnic tables in the direct path of the exhaust outlet.
- DO NOT DO NOT use this water heater without a working carbon monoxide detector installed in the RV. Follow the manufacturer's instructions and guidelines for its installation.
- ALWAYS keep the air intake and exhaust outlet free of obstructions in order to ensure clean combustion.
- DO NOT place articles on or against the appliance.
- DO NOT lean any objects against the water heater's access door or place any foreign objects within 24" of the access door.
- DO NOT use or store flammable materials near the appliance.
- DO NOT spray aerosols in the vicinity of the appliance while it is in operation.
- DO NOT modify the appliance.

While driving

- The operator is responsible for ensuring all components are seated and locked in place before moving the RV, check the following: The access door is flush with the mounting plate. The door locker is engaged. (Fig.1)
- The operator is responsible for ensuring the gas system is turned off at the gas cylinders before transit. Turn off all necessary valves as indicated by the RV manufacturer.
- The operator is responsible for making sure the appliance is off when refueling, traveling through tunnels, parking in garages or carports, or on ferries.





1(844) 538 - 7475



support@camplux.com



Visit Us: Camplux.com



8350 Patriot Blvd STE B,
North Charleston, SC 29418