

ORACLE LIGHTING

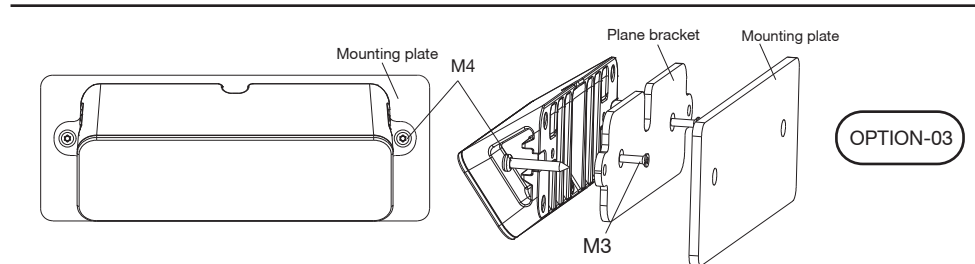
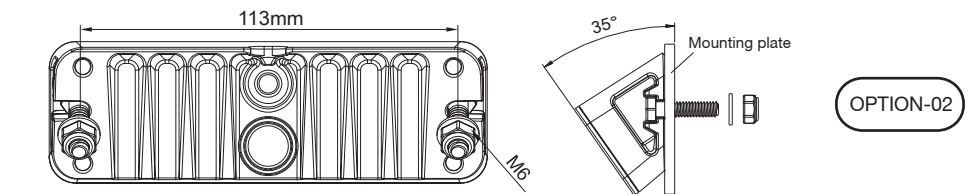
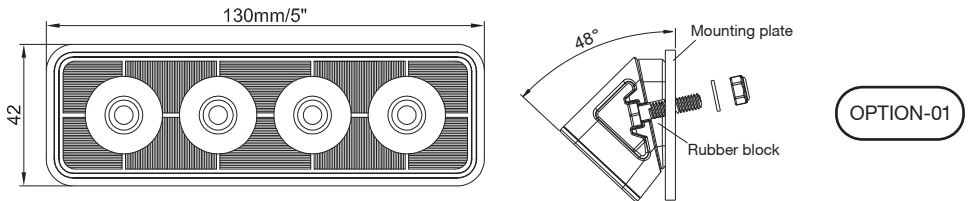
#2916 LED SCENE LIGHT- USER GUIDE

Before you Begin:

- Read all instructions carefully and study diagrams before installing lights.
- Check with local guidelines governing usage and proper mounting of auxiliary lamps.
- Disconnect battery ground cable during installation to avoid accidental short circuits.
- Be sure to use correct gauge cable, fuses, and relays for proper installation.
- Professional installation is recommended.

Before you Begin:

- Wiring Guidelines: Black: Ground (-) / Red Power (+)
- Included hardware requires 7mm holes for mounting with the included brackets.
- Rubber shim is used to change the mounting angle according to the installation height.



Product Warnings:

- Use this product only within the specified input voltage (9V - 36V DC).
- This light may become hot under continuous use. Use caution to avoid burns.
- Keep heat-sink clean and exposed to air flow to maintain adequate cooling.