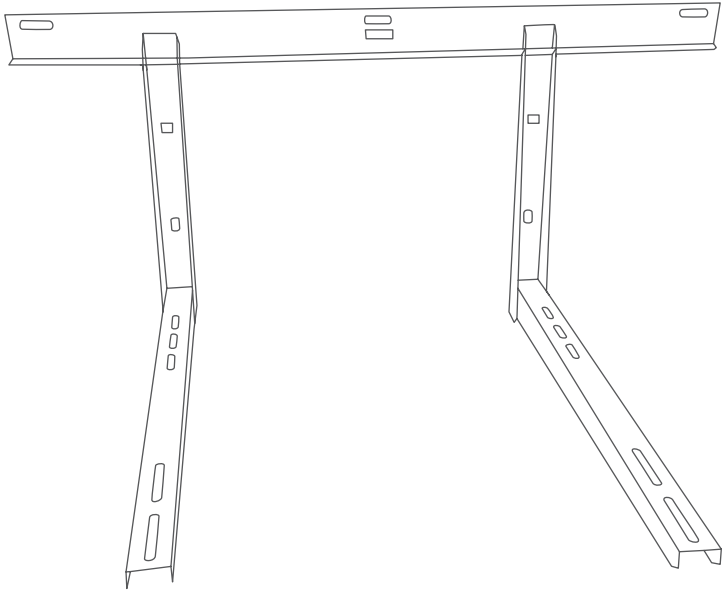


ivation®

Split AC Mounting Bracket

SKU: IVASACMNT9

User Guide



Thank you for purchasing the Ivation Split AC Mounting Bracket. This User Guide is intended to provide you with guidelines to ensure that operation of this product is safe and does not pose risk to the user. Any use that does not conform to the guidelines described in this User Guide may void the limited warranty.

Please read all directions before using the product and retain this guide for reference. This product is intended for household use only. It is not intended for commercial use.

This product is covered by a limited one-year warranty. Coverage is subject to limits and exclusions. See warranty for details.

TABLE OF CONTENTS

- 3 SAFETY PRECAUTIONS**
- 4 PRODUCT OVERVIEW**
- 5 INSTALLATION**
- 8 CARE / SPECS**
- 9 WARRANTY**
- 11 GET IN TOUCH!**

- **⚠ WARNING: Use with products heavier than the rated weight capacity of 440.9 lbs. (200 kg) may result in bracket instability, causing possible injury and damage.**
- **⚠ WARNING: CHOKING HAZARD - Small parts. This product contains small parts that could present a choking hazard if swallowed and is not suitable for children under three (3) years old.**
- Please follow the assembly/installation instructions as directed. Improper installation of this bracket may result in damage or serious personal injury.
- Make sure to use safety gear and proper tools while installing this bracket. This product should only be installed by professionals.
- Make sure that the supporting surface will safely bear the combined weight of the equipment and all the additional hardware and components prior to beginning the installation.
- Only use the mounting screws provided and do not overtighten mounting screws.
- Please verify that you have received all included parts and they are in good condition prior to beginning installation.
- Do not let children play around, climb, or hang on to the product.

PACKAGE CONTENTS

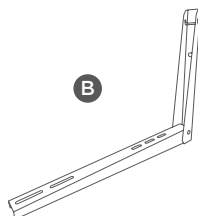
- A** Crossbar
- B** L-shaped brackets x 2
- C** User guide

PACKAGE 1

- D** Expansion bolts x 7
- E** Wall anchors x 7



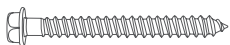
A



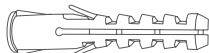
B




C



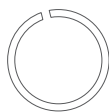
D



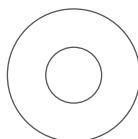
E



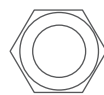
F




G



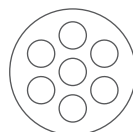
H



I



J



K

PACKAGE 2

- F** 2 1/2 screws x 2
- G** Split lock washers x 2
- H** Washers x 2
- I** Hex nuts x 2

PACKAGE 3

- H** Washers x 4
- I** Hex nuts x 4
- J** 1 1/2 screws x 4
- K** Rubber pads x 4

RECOMMENDED TOOLS

- Electric drill
- Phillips-head screwdriver
- Pencil or marker

A NOTE ON ANCHORS

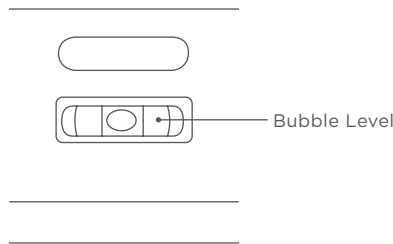
The anchors included with this product are only intended for use with concrete and/or brick. While standard anchors intended for use with concrete and/or brick walls are included with this mounting bracket, it remains the responsibility of the person installing the mounting bracket to determine which anchor type should be used for each specific installation and/or type of substrate. Please ensure that appropriate pullout tests are performed prior to installation.

If you are unsure about what type of mounting hardware you should use, please ask a professional for assistance.

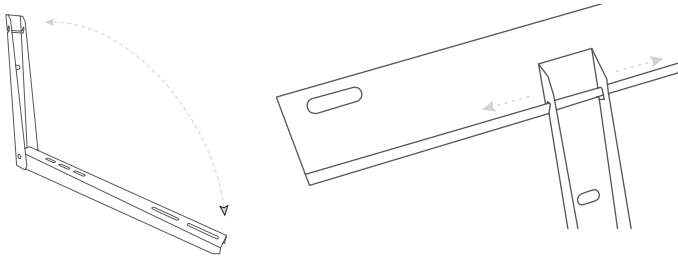
In no event shall Ivation be liable for any direct, special, punitive, exemplary, indirect, or consequential damages resulting from improper installation, misuse, and/or use of the product beyond its limitations and/or intended purpose. This includes, without limitations, overloading of the product and/or use of the product under extreme or abnormal conditions, either intentionally or as a result of user error.

INSTALLATION INSTRUCTIONS

1. Place the crossbar **A** straight and even against the wall. Use the built-in level in the crossbar **A** to keep the bar straight. Then, mark on the wall with a pencil or marker where three (3) holes need to be made, indicated by the three (3) holes in the crossbar **A**.

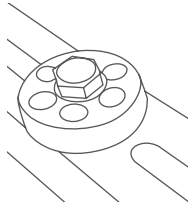


2. Drill three (3) holes in the wall at the marked locations and insert three (3) wall anchors **E**. Line up the anchors with the holes in the crossbar **A** and insert the three (3) expansion bolts **D**. Tighten the bolts so the crossbar **A** is firmly in place.
3. Unfold the two (2) L-shaped brackets **B** and slide the brackets onto the crossbar **A** from the ends of it. Then, adjust the spacing between the two (2) L-shaped brackets **B** so they are in the desired position. Reposition the adjustable wall anti-vibration pads on back of the L-shaped brackets **B** against the wall (if needed).



4. Once the the L-shaped brackets **B** are in the right position, mark the wall where the holes need to be made indicated by the two (2) holes on each L-shaped brackets **B**. Drill four (4) holes in the wall, insert four (4) wall anchors **E**, line up the anchors with the holes on the brackets, and fasten the four (4) expansion bolts **D** so the L-shaped brackets are firmly in place.
5. Fasten a 2 ½ screw **F**, split lock washer **G**, washer **H**, and hex nut **I** in the joint of each L-shaped bracket **B** so the L-shaped brackets stay in place.

- Fasten a 1 1/8 screw **J**, washer **H**, hex nut **I**, and rubber pad **K** onto a hole on the horizontal part of the L-shaped bracket **B**, two holes should be used for each L-shaped bracket **B**.



NOTE: Make sure to use the holes in the L-shaped brackets that correspond to the size of your air conditioner so the AC unit can be properly mounted to the bracket.

- Place your split air conditioner onto the mounting bracket. Fasten the split air conditioner onto the brackets using the four (4) rubber pads **K** to secure the unit in place.

TO REMOVE AC UNIT:

- Unscrew the 1 1/8 screws **J** and rubber pads **K** from the air conditioner at the bottom of the brackets.
- Lift the air conditioner off the brackets.
- Fold up the L-shaped brackets **B** when not in use.

CARE/MAINTENANCE

At least every three (3) months, examine the mounting bracket for any sign of instability. Make sure it is still secure and safe to use.

SPECIFICATIONS

Product type: AC mounting bracket

Crossbar length: 39.4"

L-shaped bracket length (folded): 26.3"

L-shaped bracket length (unfolded): 25.6"

L-shaped bracket height (unfolded): 17.7"

Product thickness: 0.08"

Weight: 11.9 lbs.

Gross weight: 12.6 lbs.

Weight capacity: 440.9 lbs.

Corrosion resistant: Yes

Rust resistant: Yes

Material: Metal

Color/finish: White

Location: Outdoor use only

Installation required: Yes

Adult assembly required: Yes

Additional tools required: Philips-head screwdriver, electric screwdriver/drill, marker, pencil

Country of origin: China

Warranty included: Yes

Warranty length: 1 year

LIMITED WARRANTY TO ORIGINAL CONSUMER

This Ivation Split AC Mounting Bracket (“Product”), including any accessories included in the original packaging, as supplied and distributed new by an authorized retailer is warranted by C&A Marketing, Inc. (the “Company”) to the original consumer purchaser only, against certain defects in material and workmanship (“Warranty”) as follows:

To receive Warranty service, the original consumer purchaser must contact the Company or its authorized service provider for problem determination and service procedures. Proof of purchase in the form of a bill of sale or receipted invoice, evidencing that the Product is within the applicable Warranty period(s), MUST be presented to the Company or its authorized service provider in order to obtain the requested service.

Service options, parts availability, and response times may vary and may change at any time. In accordance with applicable law, the Company may require that you furnish additional documents and/or comply with registration requirements before receiving warranty service. Please contact our customer service for details on obtaining warranty service:

Email: info@myivation.com

Phone: 1-866-849-3049

Shipping expenses to the Company’s Return Facility are not covered by this warranty, and must be paid by the consumer. The consumer likewise bears all risk of loss or further damage to the Product until delivery to said facility.

EXCLUSIONS AND LIMITATIONS

The Company warrants the Product against defects in materials and workmanship under normal use for a period of ONE (1) YEAR from the date of retail purchase by the original end-user purchaser (“Warranty Period”). If a hardware defect arises and a valid claim is received within the Warranty Period, the Company, at its sole option and to the extent permitted by law, will either (1) repair the Product defect at no charge, using new or refurbished replacement parts, (2) exchange the Product with a Product that is new or which has been manufactured from new or serviceable used parts and is at least functionally equivalent to the original device, or (3) refund the purchase price of the Product.

A replacement Product or part thereof shall enjoy the warranty of the original Product for the remainder of the Warranty Period, or ninety (90) days from the date of replacement or repair, whichever provides you longer protection. When a Product or part is exchanged, any replacement item becomes your property, while the replaced item becomes the Company’s property. Refunds can only be given if the original Product is returned.

This Warranty does not apply to:

- (a) Any non-Ivation Split AC Mounting Bracket product, hardware or software, even if packaged or sold with the Product;
- (b) Damage caused by use with non-Ivation Split AC Mounting Bracket products;
- (c) Damage caused by accident, abuse, misuse, flood, fire, earthquake, or other external causes;
- (d) Damage caused by operating the Product outside the permitted or intended uses described by the Company;
- (e) Damage caused by third party services;
- (f) A Product or part that has been modified to alter functionality or capability without the written permission of the Company;
- (g) Consumable parts, such as batteries, fuses, and bulbs;
- (h) Cosmetic damage; or
- (i) If any Ivation Split AC Mounting Bracket serial number has been removed or defaced.

This Warranty is valid only in the country where the consumer purchased the Product, and only applies to Products purchased and serviced in that country.

The Company does not warrant that the operation of the Product will be uninterrupted or error-free. The Company is not responsible for damage arising from your failure to follow instructions relating to its use.

NOTWITHSTANDING ANYTHING TO THE CONTRARY AND TO THE MAXIMUM EXTENT PERMITTED BY APPLICABLE LAW, THE COMPANY PROVIDES THE PRODUCT “AS-IS” AND “AS-AVAILABLE” FOR YOUR CONVENIENCE AND THE COMPANY AND ITS LICENSORS AND SUPPLIERS EXPRESSLY DISCLAIM ALL WARRANTIES AND CONDITIONS, WHETHER EXPRESSED, IMPLIED, OR STATUTORY, INCLUDING THE WARRANTIES OF MERCHANTABILITY, FITNESS FOR A PARTICULAR PURPOSE, TITLE, QUIET ENJOYMENT, ACCURACY, AND NON-INFRINGEMENT OF THIRD-PARTY RIGHTS. THE COMPANY DOES NOT GUARANTEE ANY SPECIFIC RESULTS FROM THE USE OF THE PRODUCT, OR THAT THE COMPANY WILL CONTINUE TO OFFER OR MAKE AVAILABLE THE PRODUCT FOR ANY PARTICULAR LENGTH OF TIME. THE COMPANY FURTHER DISCLAIMS ALL WARRANTIES AFTER THE EXPRESS WARRANTY PERIOD STATED ABOVE.

YOU USE THE PRODUCT AT YOUR OWN DISCRETION AND RISK. YOU WILL BE SOLELY RESPONSIBLE FOR (AND THE COMPANY DISCLAIMS) ANY AND ALL LOSS, LIABILITY, OR DAMAGES RESULTING FROM YOUR USE OF THE PRODUCT.

NO ADVICE OR INFORMATION, WHETHER ORAL OR WRITTEN, OBTAINED BY YOU FROM THE COMPANY OR THROUGH ITS

AUTHORIZED SERVICE PROVIDERS SHALL CREATE ANY WARRANTY.

IN NO EVENT WILL THE COMPANY'S TOTAL CUMULATIVE LIABILITY ARISING FROM OR RELATED TO THE PRODUCT, WHETHER IN CONTRACT OR TORT OR OTHERWISE EXCEED THE FEES ACTUALLY PAID BY YOU TO THE COMPANY OR ANY OF ITS AUTHORIZED RESELLERS FOR THE PRODUCT AT ISSUE IN THE LAST YEAR FROM YOUR PURCHASE. THIS LIMITATION IS CUMULATIVE AND WILL NOT BE INCREASED BY THE EXISTENCE OF MORE THAN ONE INCIDENT OR CLAIM. THE COMPANY DISCLAIMS ALL LIABILITY OF ANY KIND OF ITS LICENSORS AND SUPPLIERS. IN NO EVENT WILL THE COMPANY OR ITS LICENSORS, MANUFACTURERS, AND SUPPLIERS BE LIABLE FOR ANY INCIDENTAL, DIRECT, INDIRECT, SPECIAL, PUNITIVE, OR CONSEQUENTIAL DAMAGES (SUCH AS, BUT NOT LIMITED TO, DAMAGES FOR LOSS OF PROFITS, BUSINESS, SAVINGS, DATA, OR RECORDS) CAUSED BY THE USE, MISUSE, OR INABILITY TO USE THE PRODUCT.

Nothing in these terms shall attempt to exclude liability that cannot be excluded under applicable law. Some countries, states, or provinces do not allow the exclusion or limitation of incidental or consequential damages or allow limitations on warranties, so certain limitations or exclusions may not apply to you. This warranty gives you specific legal rights, and you may have other rights that vary from state to state or province to province. Contact your authorized retailer to determine if another warranty applies.

GET IN TOUCH!

GET IN TOUCH!

✉ info@myivation.com

☎ 1-866-849-3049

IVATION is a trademark of C&A IP Holdings LLC in the US, Canada, and the EU.

All other products, brand names, company names, and logos are trademarks of their respective owners, used merely to identify their respective products, and are not meant to connote any sponsorship, endorsement, or approval.

Distributed by C&A Marketing, Inc., 114 Tived Lane East, Edison, NJ 08837. Made in China.

© 2022. C&A IP Holdings LLC. All Rights Reserved.