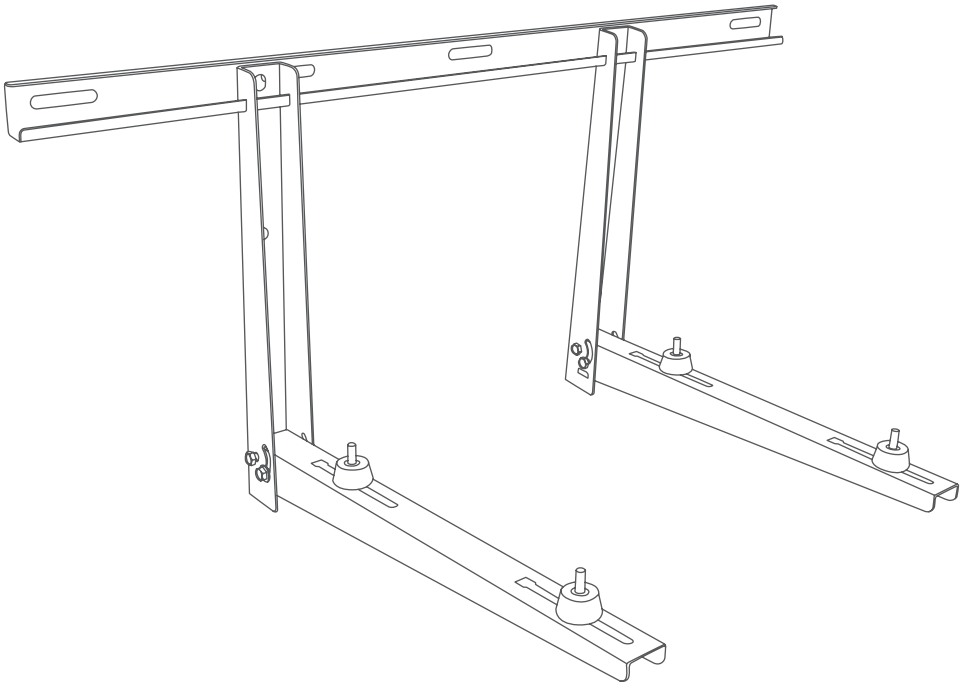


ivation®

Split AC Unit Mount

SKU: IVASACMNT6

User Guide



Thank you for purchasing the Ivation® Split Unit AC Mount. This User Guide is intended to provide you with guidelines to ensure that operation of this product is safe and does not pose risk to the user. Any use that does not conform to the guidelines described in this User Guide may void the limited warranty.

Please read all directions before using the product and retain this guide for reference. This product is intended for household use only.

This product is covered by a limited one-year warranty. Coverage is subject to limits and exclusions. See warranty for details.

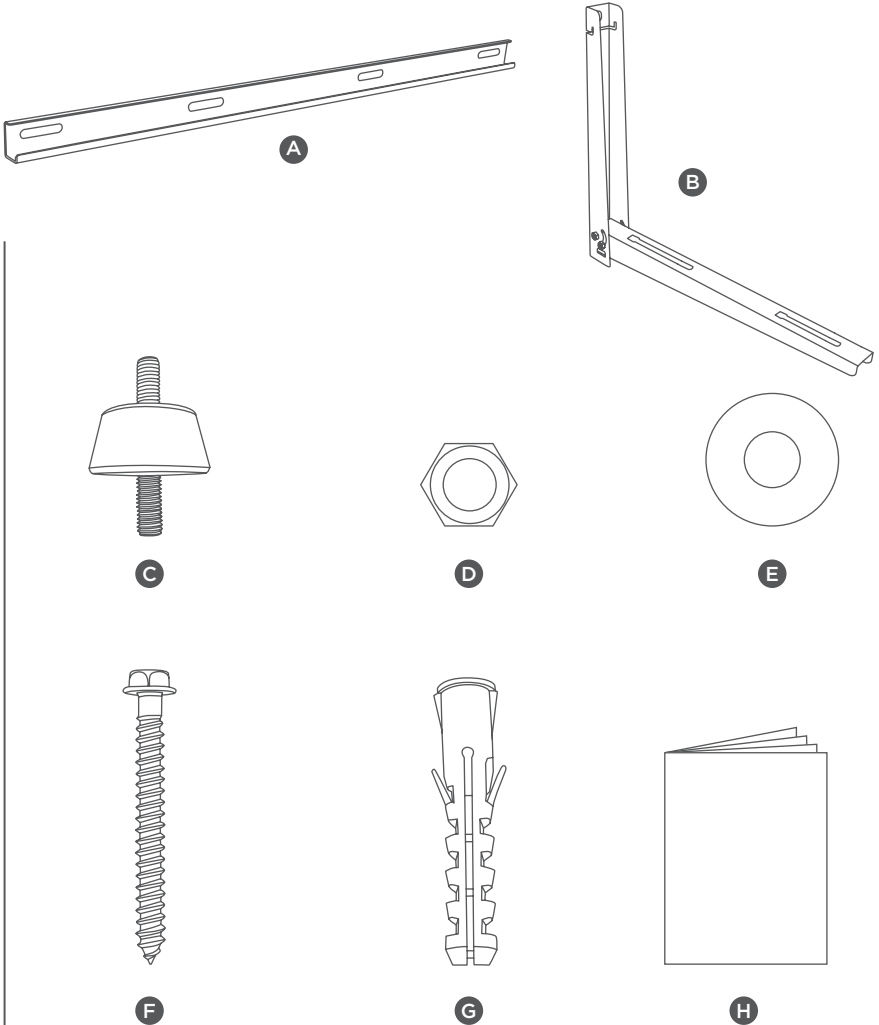
TABLE OF CONTENTS

- 3 SAFETY PRECAUTIONS**
- 4 PRODUCT OVERVIEW**
- 5 INSTALLATION**
- 8 CARE / SPECS**
- 9 WARRANTY**
- 11 GET IN TOUCH!**

- **⚠ WARNING: Use with products heavier than the rated weight capacity of 331 lbs. (150 kg) may result in bracket instability, causing possible injury and damage.**
- **⚠ WARNING: CHOKING HAZARD — Small parts. This product contains small parts that could present a choking hazard if swallowed and is not suitable for children under three (3) years old.**
- Please follow the assembly instructions as directed. Improper installation of this bracket may result in damage or serious personal injury.
- Make sure to use safety gear and proper tools while installing this bracket. This product should only be installed by professionals.
- Make sure that the supporting surface will safely bear the combined weight of the equipment and all the additional hardware and components prior to installation.
- Only use the mounting screws provided and do not overtighten mounting screws.
- Please verify that you have received all included parts and they are in good condition prior to installation.

PACKAGE CONTENTS

- A 1 x Back bar
- B 2 x Mounting brackets
- C 4 x Anti-vibration dampers
- D 8 x Hex nuts
- E 8 x Gaskets
- F 8 x M10*90 mm expansion bolts
- G 8 x Anchors
- H User guide



A NOTE ON ANCHORS

The anchors included with this product are only intended for use with concrete and/or brick. While standard anchors intended for use with concrete and/or brick walls are included with this storage rack, it remains the responsibility of the person installing the storage rack to determine which anchor type should be used for each specific installation and/or type of substrate. Please ensure that appropriate pullout tests are performed prior to installation.

If you are unsure about what type of mounting hardware you should use, please ask a professional for assistance.

In no event shall Ivation® be liable for any direct, special, punitive, exemplary, indirect, or consequential damages resulting from improper installation, misuse, and/or use of the product beyond its limitations and/or intended purpose. This includes, without limitations, overloading of the product and/or use of the product under extreme or abnormal conditions, either intentionally or as a result of user error.

INSTALLATION INSTRUCTIONS


RECOMMENDED TOOLS

- Drill
- Phillips-head screwdriver
- Tape measure or ruler
- Pencil

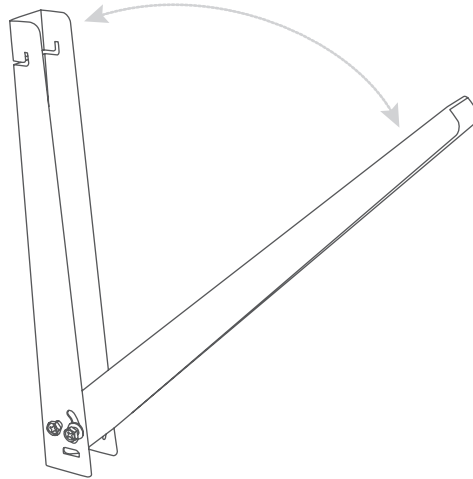
INSTALLING MOUNT

1. Place a ruler or tape measure against the wall and draw a straight line with a pencil. Then, line up the back bar with the drawn line on the wall. Mark on the wall where four (4) holes will be placed.

2. Drill four (4) holes in the wall at the marked locations and insert four (4) wall anchors. Line up the anchors with the holes in the back bar and insert the four (4) expansion bolts. Tighten the bolts so the back bar is firmly in place.



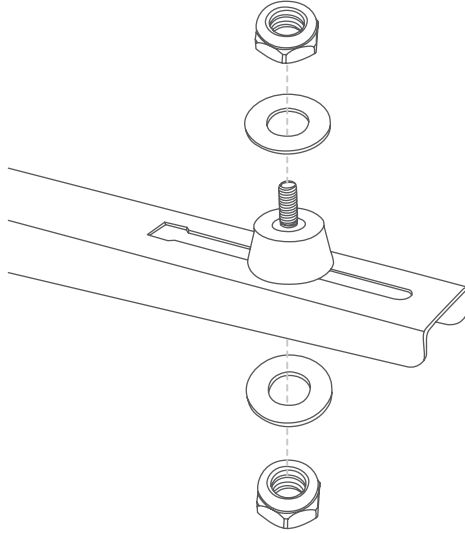
3. Unfold the mounting brackets and slide the brackets onto the back bar from the ends of it. Then, adjust the spacing between the two (2) mounting brackets so they are in the desired position.



4. Mark where you want the mounting brackets to be placed. Slide the mounting brackets to the side and drill in two (2) more holes for each mounting bracket in the wall.
5. Slide the mounting brackets back to their previous position and align the holes in the wall with the holes in the vertical bar of the mounting brackets.

Then, place the last four (4) anchors and insert the remaining four (4) expansion bolts and tighten.

6. Place a gasket on both sides of each damper. Then, place the damper on the mounting bracket and screw hex nuts on both ends of the damper.



7. Place the air conditioner onto the mounting brackets. Mount the air conditioner onto the brackets using the four (4) dampers. Tighten the dampers to secure the air conditioner.

NOTE: Twist the adjustable bolts built into the mounting brackets to adjust the distance between the mounting brackets and the wall.

TO REMOVE AC UNIT:

1. Unscrew the dampers from the air conditioner at the bottom of the brackets.
2. Lift the air conditioner off of the brackets.
3. Fold up the mounting brackets when not in use.

CARE/MAINTENANCE

At least every three (3) months, examine the support unit for any sign of instability. Make sure it is still secure and safe to use.

SPECIFICATIONS

Dimensions: 33.5" x 21.6" x 17.7" (850 x 550 x 450 mm)

Weight Capacity: 331 lbs. (150 kg)

LIMITED WARRANTY TO ORIGINAL CONSUMER

This Ivation® Split AC Unit Mount (“Product”), including any accessories included in the original packaging, as supplied and distributed new by an authorized retailer is warranted by C&A Marketing, Inc. (the “Company”) to the original consumer purchaser only, against certain defects in material and workmanship (“Warranty”) as follows:

To receive Warranty service, the original consumer purchaser must contact the Company or its authorized service provider for problem determination and service procedures. Proof of purchase in the form of a bill of sale or receipted invoice, evidencing that the Product is within the applicable Warranty period(s), MUST be presented to the Company or its authorized service provider in order to obtain the requested service.

Service options, parts availability, and response times may vary and may change at any time. In accordance with applicable law, the Company may require that you furnish additional documents and/or comply with registration requirements before receiving warranty service. Please contact our customer service for details on obtaining warranty service:

Email: info@myivation.com

Phone: 866-849-3049

Shipping expenses to the Company’s Return Facility are not covered by this warranty, and must be paid by the consumer. The consumer likewise bears all risk of loss or further damage to the Product until delivery to said facility.

EXCLUSIONS AND LIMITATIONS The Company warrants the Product against defects in materials and workmanship under normal use for a period of ONE (1) YEAR from the date of retail purchase by the original end-user purchaser (“Warranty Period”). If a hardware defect arises and a valid claim is received within the Warranty Period, the Company, at its sole option and to the extent permitted by law, will either (1) repair the Product defect at no charge, using new or refurbished replacement parts, (2) exchange the Product with a Product that is new or which has been manufactured from new or serviceable used parts and is at least functionally equivalent to the original device, or (3) refund the purchase price of the Product.

A replacement Product or part thereof shall enjoy the warranty of the original Product for the remainder of the Warranty Period, or ninety (90) days from the date of replacement or repair, whichever provides you longer protection. When a Product or part is exchanged, any replacement item becomes your property, while the replaced item becomes the Company’s property. Refunds can only be given if the original Product is returned.

This Warranty does not apply to:

- (a) Any non-Ivation® Split AC Unit Mount product, hardware or software, even if packaged or sold with the Product;
- (b) Damage caused by use with non-Ivation® Split AC Unit Mount products;
- (c) Damage caused by accident, abuse, misuse, flood, fire, earthquake, or other external causes;
- (d) Damage caused by operating the Product outside the permitted or intended uses described by the Company;
- (e) Damage caused by third party services;
- (f) A Product or part that has been modified to alter functionality or capability without the written permission of the Company;
- (g) Consumable parts, such as batteries, fuses, and bulbs;
- (h) Cosmetic damage; or
- (i) If any Ivation® Split AC Unit Mount serial number has been removed or defaced.

This Warranty is valid only in the country where the consumer purchased the Product, and only applies to Products purchased and serviced in that country.

The Company does not warrant that the operation of the Product will be uninterrupted or error-free. The Company is not responsible for damage arising from your failure to follow instructions relating to its use.

NOTWITHSTANDING ANYTHING TO THE CONTRARY AND TO THE MAXIMUM EXTENT PERMITTED BY APPLICABLE LAW, THE COMPANY PROVIDES THE PRODUCT “AS-IS” AND “AS-AVAILABLE” FOR YOUR CONVENIENCE AND THE COMPANY AND ITS LICENSORS AND SUPPLIERS EXPRESSLY DISCLAIM ALL WARRANTIES AND CONDITIONS, WHETHER EXPRESSED, IMPLIED, OR STATUTORY, INCLUDING THE WARRANTIES OF MERCHANTABILITY, FITNESS FOR A PARTICULAR PURPOSE, TITLE, QUIET ENJOYMENT, ACCURACY, AND NON-INFRINGEMENT OF THIRD-PARTY RIGHTS. THE COMPANY DOES NOT GUARANTEE ANY SPECIFIC RESULTS FROM THE USE OF THE PRODUCT, OR THAT THE COMPANY WILL CONTINUE TO OFFER OR MAKE AVAILABLE THE PRODUCT FOR ANY PARTICULAR LENGTH OF TIME. THE COMPANY FURTHER DISCLAIMS ALL WARRANTIES AFTER THE EXPRESS WARRANTY PERIOD STATED ABOVE.

YOU USE THE PRODUCT AT YOUR OWN DISCRETION AND RISK. YOU WILL BE SOLELY RESPONSIBLE FOR (AND THE COMPANY DISCLAIMS) ANY AND ALL LOSS, LIABILITY, OR DAMAGES RESULTING FROM YOUR USE OF THE PRODUCT.

NO ADVICE OR INFORMATION, WHETHER ORAL OR WRITTEN, OBTAINED BY YOU FROM THE COMPANY OR THROUGH ITS

AUTHORIZED SERVICE PROVIDERS SHALL CREATE ANY WARRANTY.

IN NO EVENT WILL THE COMPANY'S TOTAL CUMULATIVE LIABILITY ARISING FROM OR RELATED TO THE PRODUCT, WHETHER IN CONTRACT OR TORT OR OTHERWISE EXCEED THE FEES ACTUALLY PAID BY YOU TO THE COMPANY OR ANY OF ITS AUTHORIZED RESELLERS FOR THE PRODUCT AT ISSUE IN THE LAST YEAR FROM YOUR PURCHASE. THIS LIMITATION IS CUMULATIVE AND WILL NOT BE INCREASED BY THE EXISTENCE OF MORE THAN ONE INCIDENT OR CLAIM. THE COMPANY DISCLAIMS ALL LIABILITY OF ANY KIND OF ITS LICENSORS AND SUPPLIERS. IN NO EVENT WILL THE COMPANY OR ITS LICENSORS, MANUFACTURERS, AND SUPPLIERS BE LIABLE FOR ANY INCIDENTAL, DIRECT, INDIRECT, SPECIAL, PUNITIVE, OR CONSEQUENTIAL DAMAGES (SUCH AS, BUT NOT LIMITED TO, DAMAGES FOR LOSS OF PROFITS, BUSINESS, SAVINGS, DATA, OR RECORDS) CAUSED BY THE USE, MISUSE, OR INABILITY TO USE THE PRODUCT.

Nothing in these terms shall attempt to exclude liability that cannot be excluded under applicable law. Some countries, states, or provinces do not allow the exclusion or limitation of incidental or consequential damages or allow limitations on warranties, so certain limitations or exclusions may not apply to you. This warranty gives you specific legal rights, and you may have other rights that vary from state to state or province to province. Contact your authorized retailer to determine if another warranty applies.

GET IN TOUCH!

GET IN TOUCH!

✉ info@myivation.com
☎ 1-866-849-3049

IVATION is a trademark of C&A IP Holdings, LLC, in the U.S, Canada, and the E.U.

All other products, brand names, company names, and logos are trademarks of their respective owners, used merely to identify their respective products, and are not meant to connote any sponsorship, endorsement, or approval.

Distributed by C&A Marketing, Inc., 114 Tived Lane East, Edison, NJ 08837.
MADE IN CHINA

© 2020. C&A IP Holdings, LLC. All Rights Reserved.