

Step-By-Step Quick Start Guide To Using Your Generator

- 1 Remove Generator From Package**
- 2 Add Oil**
- 3 Add Fuel**
- 4 Start The Generator**

Oil Type: SAE10W-30 Oil (Must add BEFORE first use)
Oil Capacity: 18.5 fluid oz
Because this generator includes Low Oil Shut Off, the generator will not start with low oil. Start out with 18.5 oz, then **FILL UNTIL ALMOST OVERFLOWING.**
Unleaded gasoline only octane rating of 87 or higher
Maximum Capacity: 3.6 Gallon fuel tank


- Use the generator **OUTDOORS** in a **WELL VENTILATED AREA.**
- **DO NOT CONNECT** electrical devices until **AFTER** the generator is started.
- Turn Engine Switch to ON
- Turn FUEL PETCOCK to ON (Figure A)
- Adjust the CHOKE to CLOSED/CHOKE position (Figure B)
- Start the generator manually with the Recoil (Pull) Start.
- Once the engine has started, **GRADUALLY** move the choke lever to the "RUN/OPEN" position until the engine levels off. Then let the engine run approximately 5 minutes **BEFORE** adding appliances or tools.
- You can now connect electrical devices.



Fuel Petcock (Figure A)



Choke (Figure B)



Recoil Start

Add Gasoline **3**



Engine Switch

2 Add Oil

GEN4000

4,000 Surge / 3,500 Running Watts

UNLEADED GASOLINE FUEL

GENERATOR SPECIFICATIONS:

- 7.0 HP Engine, 4 Stroke OHV
- Recoil Start
- 3.6 Gallon Fuel Tank
- Low Oil Shut Off
- AVR Automatic Voltage Regulation
- UL Listed Electrical Components
- Engine Shut Off Switch
- Circuit Breaker & Power Outlets
- 1 - 12V D/C Outlet
- 4 - 120V A/C Outlets
- 1 - 120V RV Outlet
- Complies with EPA emissions
- Run time = 10 hours @ 50% load
- Decibel Rating < 69 db @ 0% load
- Warranty: 2 YEAR Limited Emissions
- Warranty: 1 YEAR Limited
- **DO NOT** use E85, gas/oil mix, or modify the engine to run on alternate fuels.
- If you are using a generator 3,000 ft. above sea level, the generator may not function properly because of air flow getting through the carburetor.
- High Altitude Use: This generator is not recommended for high altitude use 3,000 ft. above sea level.

OIL IS NOT INCLUDED WITH THIS GENERATOR. IT IS SOLD SEPARATELY.

Read and understand instruction manual before using generator.

TOLL-FREE NATIONWIDE HELP LINE! 866-460-9436

ATTENTION
CO WARNING
ALERT! This generator includes a built-in Carbon Monoxide Warning Alert! The generator will automatically shut-off if dangerous levels of Carbon Monoxide is detected.

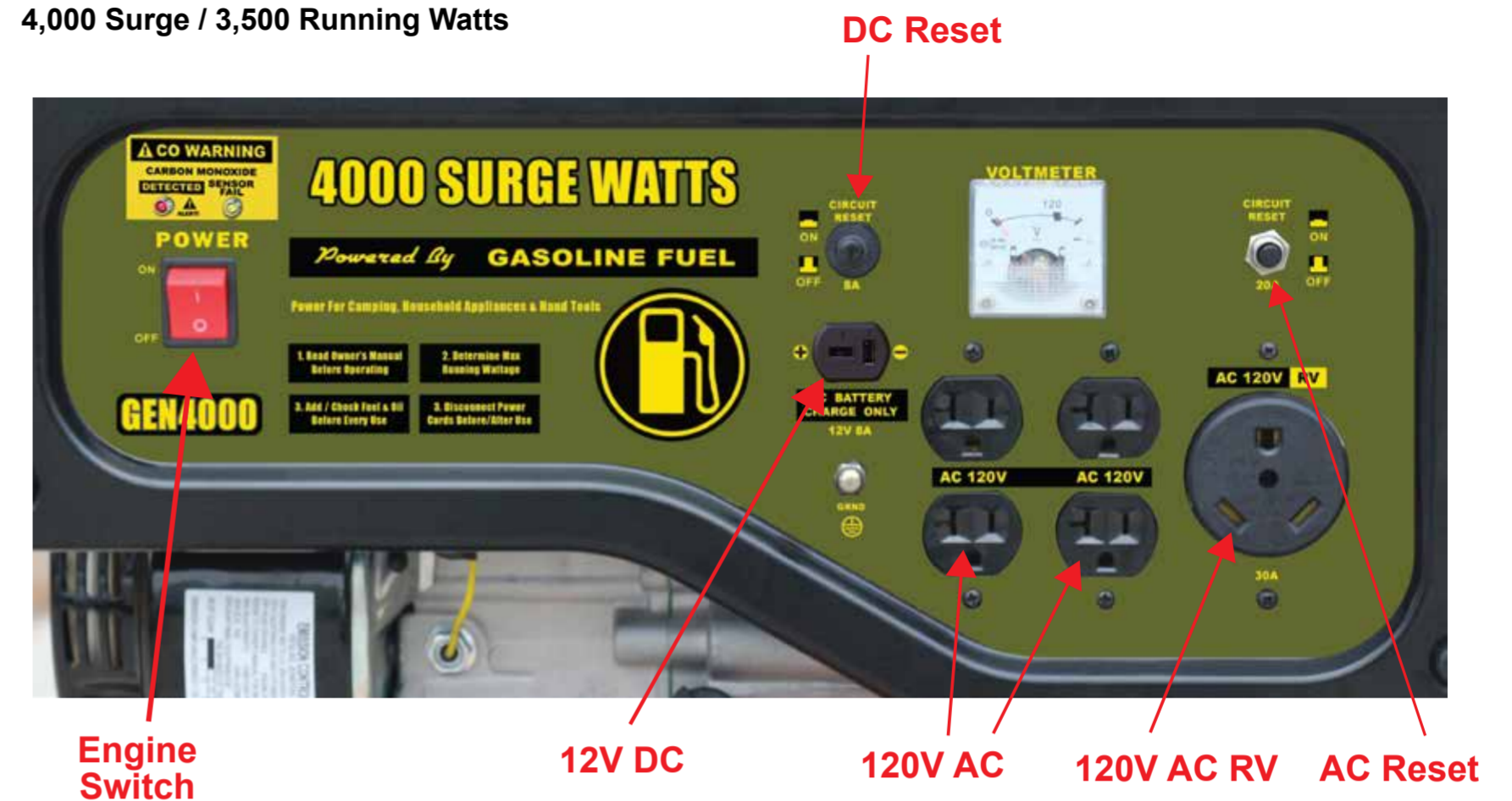
Need Help? Call Customer Service!
Monday-Friday 8:00 AM - 4:00 PM Central Time

SPORTSMAN

GEN4000

4,000 Surge / 3,500 Running Watts

UNLEADED GASOLINE FUEL



DO NOT CONNECT electrical devices until AFTER the generator is started.

WARNING

IF THERE IS ANY QUESTION ABOUT A CONDITION BEING SAFE OR UNSAFE, DO NOT OPERATE THIS PRODUCT!

Always follow Warning labels placed on the generator, and read and follow all Warning labels included inside the Product Manual.

WARNING: NEVER use a generator inside a home or a garage, **EVEN IF** the doors and windows are open.

ONLY USE OUTSIDE and far away from windows, doors and vents leading into an enclosed area.

Using a generator indoors can kill you in minutes. The generator produces an exhaust that contains carbon monoxide. This is a poison you cannot see or smell.

Do not attach a chain or rope to secure the generator to a post as this can be difficult to remove in the event of an emergency.

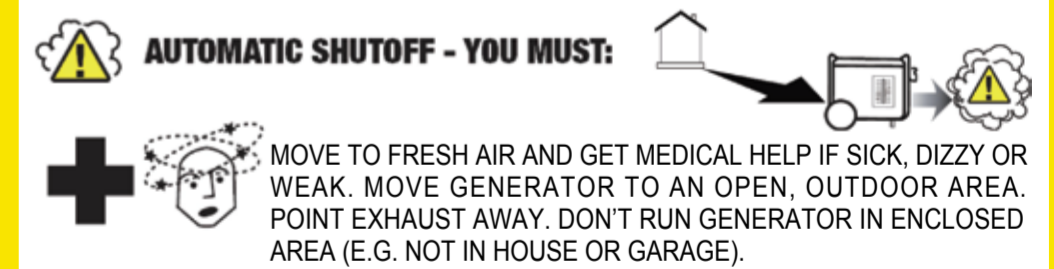
ATTENTION

CO WARNING
ALERT!

This generator includes a built-in Carbon Monoxide Warning Alert! The generator will automatically shut-off if dangerous levels of Carbon Monoxide is detected.

WARNING Carbon monoxide (also known as CO) can be dangerous for humans and pets. Carbon monoxide poisoning can lead to death in a very short time. It is called "the silent killer" because it is odorless, tasteless and invisible: you may be exposed without knowing it.

NOTE: The indicator will light **RED** and the engine will shutdown if dangerous Carbon Monoxide levels are detected. The engine will not restart for 5 minutes. If an error in the carbon monoxide system is detected, the indicator will blink **YELLOW** and the engine will shutdown for five minutes.



READ MANUAL FOR COMPLETE CO WARNING INSTRUCTIONS!

TOLL-FREE NATIONWIDE HELP LINE! 866-460-9436

Need Help? Call Customer Service!
Monday-Friday 8:00 AM - 4:00 PM Central Time

SPORTSMAN