

## WHAT'S IN THE BOX

Before assembling your Seedling Station Grow Light, please be sure that the following items are present:




Seedling Station Grow Light




Power Cord



Dimmer Switch



Hangers  
(for optional mounting)\*



Suction Cups  
(for dome without handle)\*



### TO ASSEMBLE YOUR LIGHT:

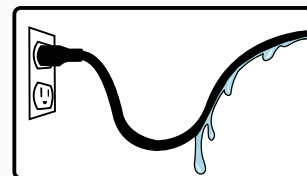
1. Take seedling station light out of box.
2. Connect seedling station light into power cord
3. Mount on top of tall propagation dome with handle or suspend using hangers. Propagation domes sold separately search VTD300
4. Make sure connections are tight, then plug power cord into wall.

The seedling station LED grow light will be perfect for germinating most seeds. If you are cloning or have low light loving seedlings or see burning at the top of you plants you will want to use the dimmer switch to reduce the light intensity.

\*You will need to purchase the ceiling screws/wall mounting screws that work best for your mounting location

#### Safety tips

1. Do not get the light wet
2. Be sure there is a bend in your power cord so water cannot travel to the power outlet:
3. Be sure you have secure power connection



## **Viagrow**® Seedling Station LED Grow Light 2 Year Limited Warranty

You should read all of the instructions before attempting to use Viagrow Seedling Station.  
2 Year Limited Warranty

The warranty does not apply to the following terms/conditions:

- 1.) Acts of God,
  - 2.) Products that have been subjected to unauthorized repair, opened, disassembled, and/or otherwise modified,
  - 3.) Products used not in accordance with directions,
  - 4.) Damages exceeding the total cost of product,
  - 5.) Plastic or plastic shades,
  - 6.) The finish of any portion of the product (i.e. surface scratches, weathering, components, as this is considered normal wear and tear).
  - 7.) Damages caused by shipping, improper handling, accident, misuse or abuse. Viagrow is not responsible for damage of merchandise in transit.
- Repaired or replaced products shall be subject to the terms of this warranty and are inspected prior to return shipment. Damages that are incurred during transit should be reported at once to the carrier and a claim should be filed with them. Viagrow SHALL NOT BE LIABLE FOR INCIDENTAL, SPECIAL OR CONSEQUENTIAL DAMAGES RESULTING FROM THE USE OF THE PRODUCT OR ARISING OUT OF ANY BREACH OF THIS WARRANTY. ALL IMPLIED WARRANTIES, IF ANY, INCLUDING IMPLIED WARRANTIES OF MERCHANTABILITY AND FITNESS FOR A PARTICULAR PURPOSE, ARE LIMITED IN DURATION TO THE DURATION OF THIS EXPRESS WARRANTY. Some states do not allow the exclusion or limitation of incidental or consequential damages, or limitations on how long an implied warranty lasts, so the above exclusions or limitations may not apply to you. No other warranty, written or verbal, will be honored for this product. This warranty grants you specific legal rights, you may also have other rights which vary from state to state. There are no other warranties except those stated above.

Thank You!

Should you require any assistance for a Viagrow LED lighting or light bulb product please call:

404-349-6956

8:00 A.M. - 5:00 P.M. eastern standard Time, Monday - Friday

Email us at: [info@viagrow.com](mailto:info@viagrow.com)

You will need the following information: Model/Item Number of Product, Receipt, and Date of Purchase

Viagrow  
4051 South Meadow PKWY  
STE C  
Atlanta GA 30349  
404-349-6956  
[www.viagrow.com](http://www.viagrow.com)

Viagrow agrees to either repair the product or replace it, at the sole discretion of Viagrow. Only the original purchaser of Viagrow LED lighting and light bulb products are extended this warranty.

No warranty work will be provided under this warranty without purchaser's receipt or other proof of the date of original purchase acceptable to Viagrow.

Proof of the date of purchase must be provided to Viagrow if the product is returned. Please provide tracking information if the item is approved for return.