

SUN 'N RAIN[®]

Corrugated PVC Sheet

Available in Four Colors
& Two Light Transmission Levels


Accessories to
Complete Your Project

Palram Products Compared	SUN 'N RAIN [®] GOOD	SUNTOP [®] BETTER	SUNTUF [®] BEST
Impact resistance	Good	Better	Best
Chemical resistance	Best	Good	Good
Snow load capacity	Good	Better	Best
Temperature range	-4°F to 120°F (-20°C to 49°C)	-40°F to 212°F (-40°C to 100°C)	-40°F to 212°F (-40°C to 100°C)
UV Protection	100%	100%	100%
Flame resistance	Good	Good	Good
Cost effectiveness	Good	Better	Best
Warranty	5 Year Limited	10 Year Limited	Lifetime Limited

Typical Uses Around The Home & On The Farm

- Deck skirting
- Water proof under decking
- Car ports
- Patio covers
- Awnings
- Boat deck canopies
- Fences
- Car washes
- Shade canopies
- Fences


Just a few ideas of what you can do with
Sun 'N Rain Corrugated Panels!



Translucent
80% Light
Transmission



White
5% Light
Transmission



Green
5% Light
Transmission

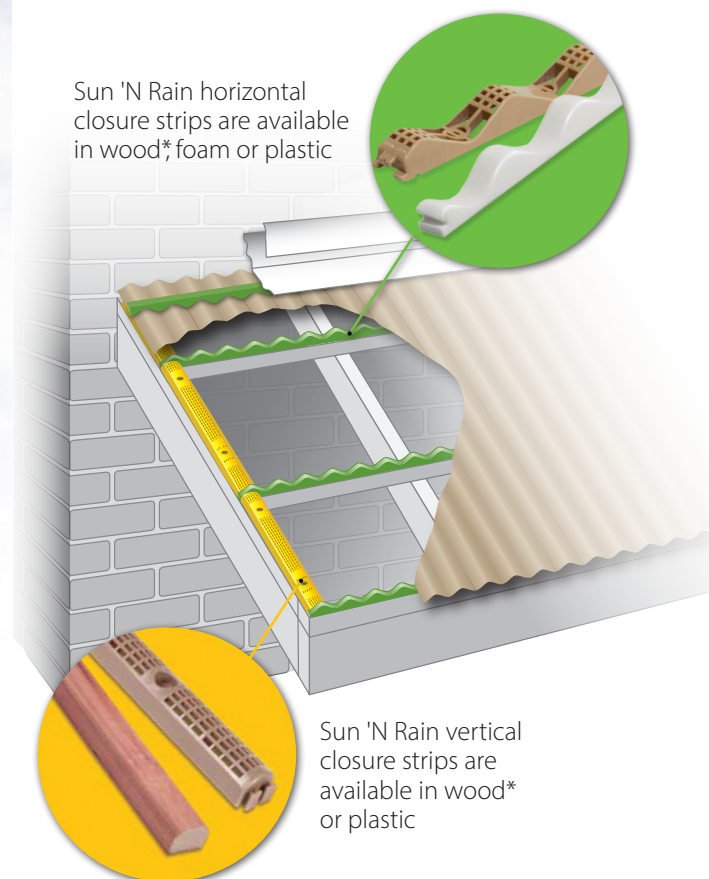


Beige
5% Light
Transmission

3 Standard Sizes

26" W x 8' L 26" W x 10' L 26" W x 12' L

Note: 26" panel covers 24" with 1 corrugation overlap.



Sun 'N Rain horizontal
closure strips are available
in wood*, foam or plastic

Sun 'N Rain vertical
closure strips are
available in wood*
or plastic

*Available in select markets only.
Flashings shown are available from third parties.

Special EPDM Washered Fasteners

MetalTite[®]
1" or 2" for
installation with
metal framing



WoodTite[®]
1" or 2" for
installation with
wood framing



SUN 'N RAIN[®]

The Affordable Corrugated
PVC Panel that's Perfect
for Your DIY Projects.

SUN 'N RAIN is a chemically resistant and durable
covering for roofing, siding or cladding and is great
for DIY projects around the home or farm.

SUN 'N RAIN is extremely easy to install and maintain.

Generally speaking, SUN 'N RAIN is for projects that
are open and ventilated on three sides.

Features and Benefits:

- High impact strength—resists breakage
- Easily handled, quickly installed
- Requires minimal maintenance
- High chemical resistance
- Fire retardant—meets the highest standards
- UV & weather resistant
- Non-corrosive—does not rust or corrode
- Enables arched roofs and curved walls

For detailed information on physical properties,
please visit palram.com/us



SUN 'N RAIN[®]

CORRUGATED PVC SHEET
Five Year Limited Warranty

SUN 'N RAIN will maintain good surface condition; will not corrode,
rot or be affected by dampness (normal pigmentation change
expected); will remain structurally rigid; will remain non-conductive
and non-flammable.

Product must be installed according to installation guidelines.
**Generally speaking, SUN 'N RAIN is for projects that are open
and ventilated on three sides.**

Contact Palram Americas for
complete warranty details.

Distributed by:




PALRAM AMERICAS
9735 Commerce Circle
Kutztown, PA, 19530 USA
Tel: 800.999.9459
contactusa@palram.com



Form 101 - 12/21/19/KMP

SUN 'N RAIN[®]

Corrugated PVC Sheet



palram.com/us



palram.com/us

Before You Begin

Make sure the color of all panels match. Be sure panel and horizontal closure support strip fit together...

SUN 'N RAIN is round. Snow, wind and weather loads should be considered when designing the slope degree of your structure. Before installation, check local building codes for relevant specifications and recommendations. Follow local codes at all times.

TRANSPORTATION, HANDLING AND STORAGE: Do not transport, leave or store panels in direct sun before or during installation. For outdoor storage, cover securely with a colored tarpaulin to avoid solar heat gain between the panels. Sunlight is magnified when passing through uncovered sheets, increasing the temperature of the sheets, which leads to degradation and distortion. Penetration of water between the sheets in storage will accentuate this heat gain. Therefore, it is recommended to store the panels indoors. Panels will withstand heat when properly installed and ventilated. Store the panels stacked evenly on a horizontal flat surface with longer lengths on the bottom. Do not stack other items on top of panels. If panels are not stacked directly on floor, be sure to support evenly.

IMPORTANT: If SUN 'N RAIN panels have been stored at temperatures below 40° F, allow panels to acclimate to room temperature before cutting.

LOAD SUPPORT TABLE	Pounds per Sq. Ft.	20 psf	30 psf
	SUN 'N RAIN Purlin Spacing		24"

FLEXIBLE ENOUGH FOR CURVED STRUCTURES: SUN 'N RAIN panels may be used in curved applications, as long as the radius of the curve is not less than 13 feet.

SUN 'N RAIN ACCESSORIES

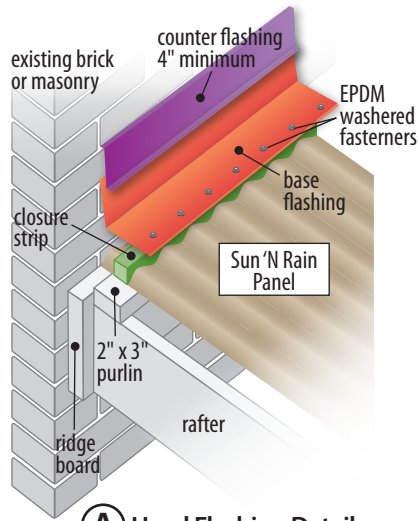
- SUN 'N RAIN plastic vertical closure strip
7/8" H x 1-3/16" W x 24" L
SUN 'N RAIN wood vertical closure strip*
7/8" H x 1-3/16" W x 24" L
- SUN 'N RAIN plastic horizontal closure strips
3/4" x 7/8" W x 24" L
SUN 'N RAIN foam horizontal closure strips
3/4" x 7/8" W x 36" L
SUN 'N RAIN wood horizontal closure strips*
3/4" x 7/8" W x 24" L
- EPDM washered fasteners
(see lower right corner for more info.)

Note: flashings shown below are available from third parties.
*Available in select markets only.

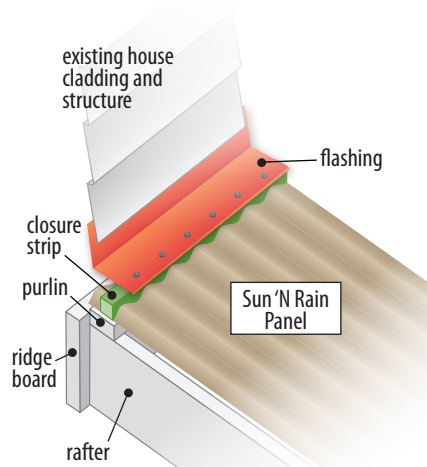


BE SURE TO CAREFULLY READ ALL INSTRUCTIONS

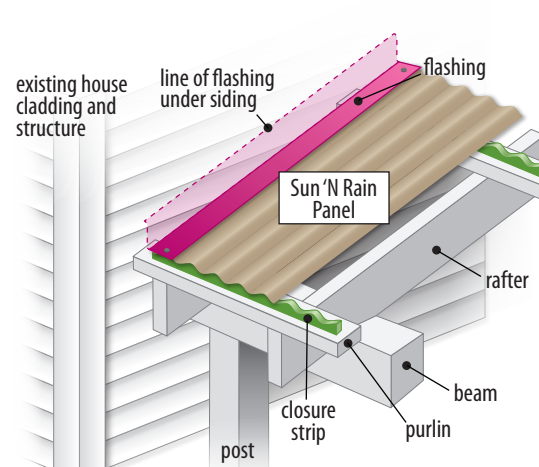
Installation details for typical canopy structure



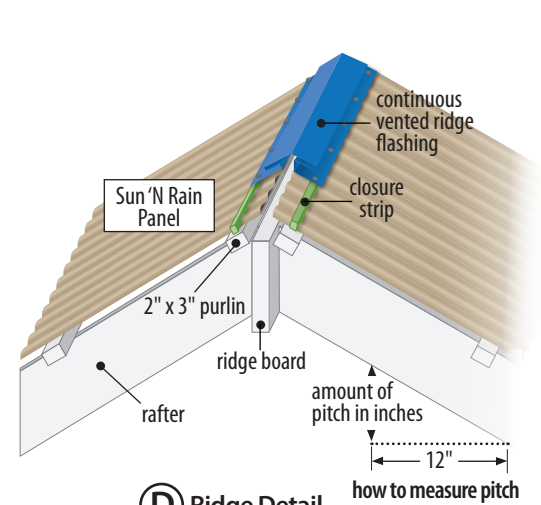
A Head Flashing Detail



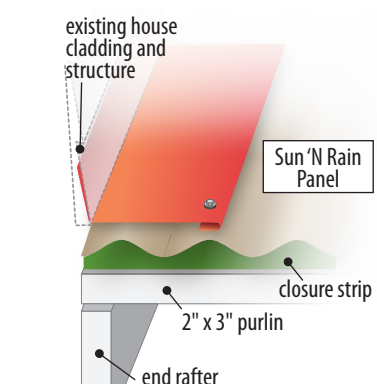
B Head Flashing Detail at Sided Wall



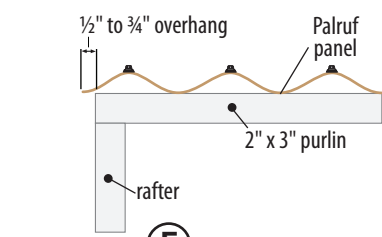
C Sidewall Flashing Detail



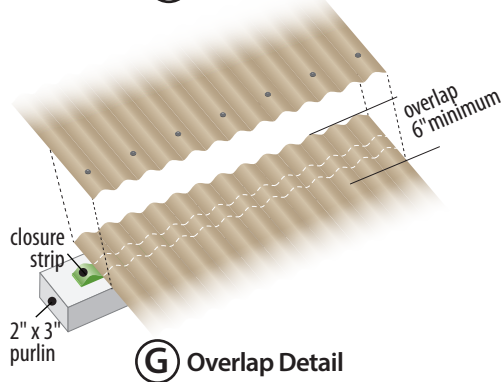
D Ridge Detail



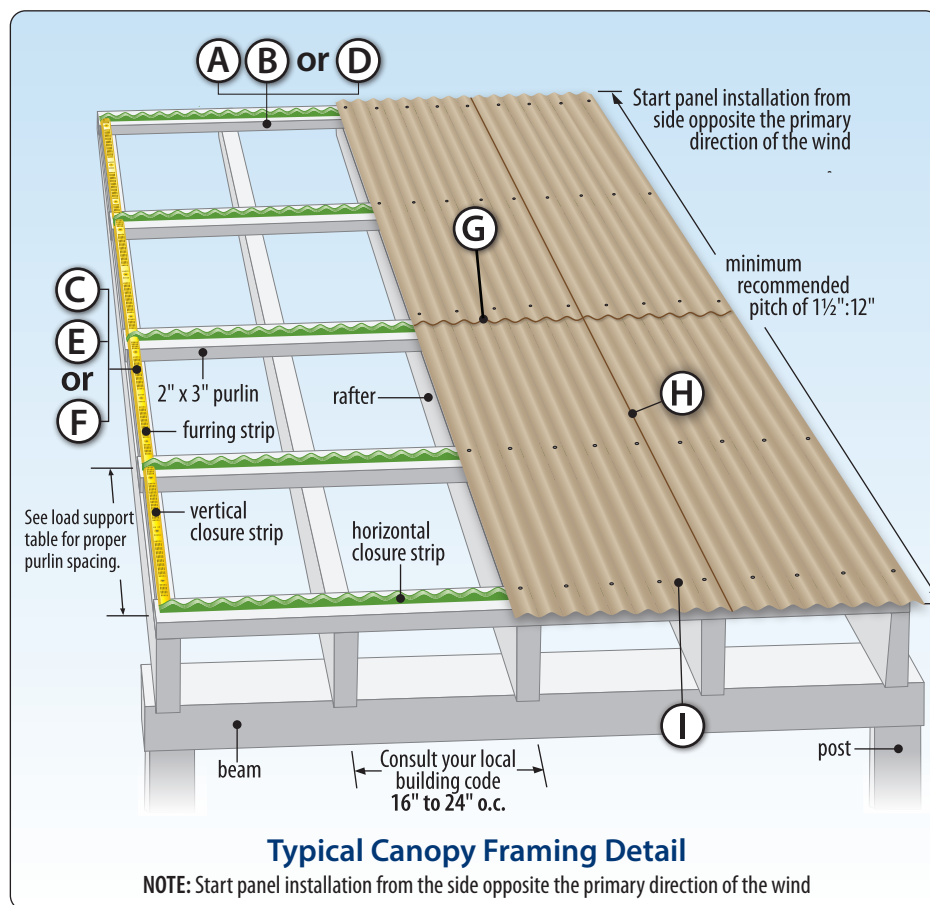
E Flashing Detail



F Rake Detail




G Overlap Detail

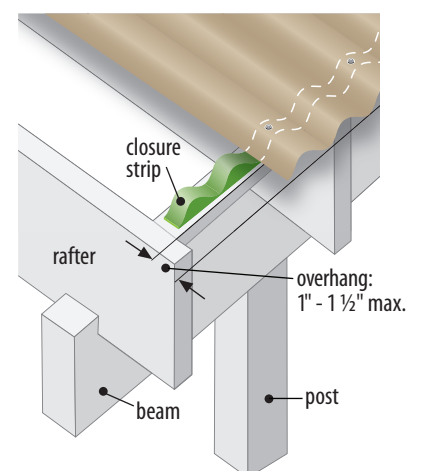


Typical Canopy Framing Detail

NOTE: Start panel installation from the side opposite the primary direction of the wind



H Detail at Seam



I Bottom Closure Detail

Watch the DIY Products Installation Video Online.

A video presentation of basic handling and installation for DIY corrugated products.

go.palram.com/installation-overview

SAFETY:
Never walk on sheets.
Use a board placed across at least three rafters to spread the load

INSTALLATION NOTES

To Cut Panels: Use either a circular saw with a plywood blade reversed, a utility knife and a straight edge, or a pair of snips. Support the sheets to avoid vibration and cut at slow speed. Up to five panels can be cut with a circular saw. **IMPORTANT:** If SUN 'N RAIN Panels have been stored below 40° F, allow panels to acclimate to room temperature before cutting.

Pitch: This is the amount of height in inches the rafter rises over a 12" run. Minimum slope is 1 1/2" in 12" (see figure D). Never install panels on flat roofs.

Purlins/Cross Supports: Cross supports (purlins) must be no more than 24" apart for SUN 'N RAIN. Cross supports should be at least 2" x 2" lumber.

Sealants: For SUN 'N RAIN sheets, be sure sealant is recommended for PVC. (See figure H).

Closure Strips: Made from either plastic, wood or foam. They are used horizontally under the panels as fastener supports. Plastic closures are recommended because they provide the most structural rigidity. Plastic or wood vertical closures are recommended for finishing the outside edges.

Fasteners: Use Palram EPDM washered fasteners only. NEVER use nails. Pre-drill all fastener holes with a 1/4" drill bit to accommodate for the thermal movement of the panel. Failure to accommodate thermal movement will cause buckling of the sheet. Attach fasteners on the crown of every other rib in the horizontal direction. In high wind areas, fasten on the crown of every rib. Use 2" fasteners for all roof applications. DO NOT Overtighten Fasteners causing the rubber washer to compress.

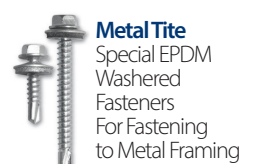
Flashings: Use a flashing suitable for your application. These are available from third party vendors.

TIP: Tighten all fasteners until they are "snug." If the EPDM washer becomes deformed, the fastener is too tight!



General Notes: While opaque panels are suitable for all weather conditions, clear panels are to be installed for applications in mild weather conditions only, and are not recommended for locations with high UV radiation or temperatures that exceed 130° F. Sheet corrugations at each side must face down. **Do not install panels over lattice or existing roofing. Panels are not recommended for enclosed structures such as greenhouses.**

Ventilation: SUN 'N RAIN IS FOR PROJECTS THAT ARE OPEN AND VENTILATED ON THREE SIDES.



Inasmuch as Palram Americas has no control over the use (and/or Installation method) to which others may put this material, it does not guarantee that the same results as those described herein will be obtained. Each user of the material should make their own test to determine the suitability of the material for their own particular use. In the event of a warranty claim for product failure, Palram Americas reserves the right to inspect any or all of the sheets involved and the installation site itself while the sheets are still in their original position and have not been removed or moved or altered in any way. For a complete copy of the SUN 'N RAIN Corrugated PVC Warranty, contact Palram at 1-800-999-9459 or visit us online at palram.com/us.

©2011-19 Palram Americas, Inc. All Rights Reserved.

Installation Overview