

JS 6PK Color-Changing LED Puck Lights with Remote

SAFETY INFORMATION

Please read and understand this entire manual before attempting to assemble, operate or install the product. Anywhere Nightlight, Wall Light for Entrance, Hallway, Basement, Cabinet, Closet and so on.

Before beginning installation of product, make sure all parts are present. Compare parts with package contents list and hardware contents list. If any part is missing or damaged, do not attempt to assemble, install or operate the product.

PACKAGE CONTENTS



Remote Control
(1 PC)



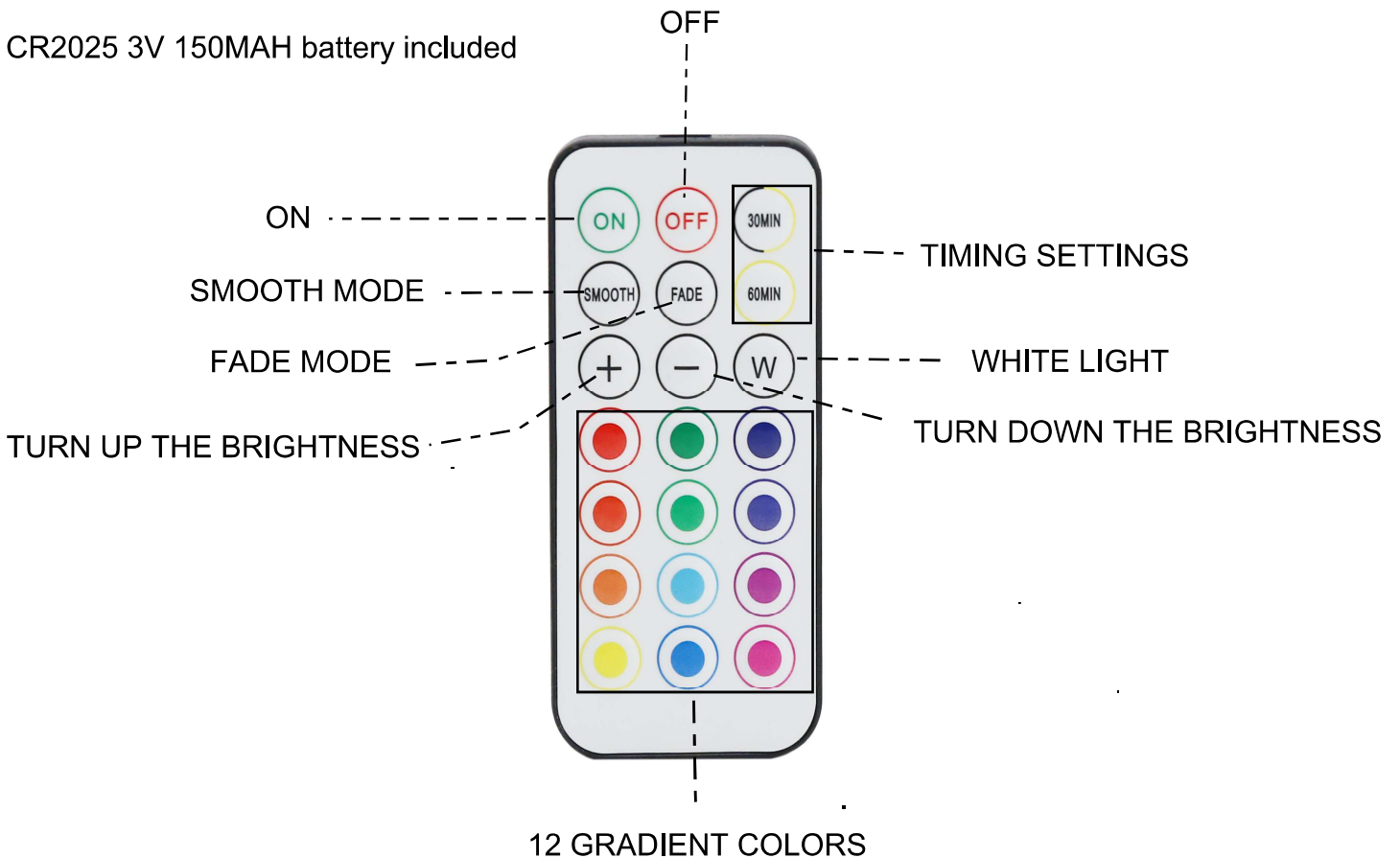
LED Puck Light
(6 PCS)



Adhesive Mounting Pad
(6 PCS)

REMOTE CONTROL OPTIONS

CR2025 3V 150MAH battery included



ASSEMBLY INSTRUCTIONS



1. Determine and lightly mark location for each puck.



2. Remove cover by rotating counter-clockwise.



3. Install batteries.



4. Matching polarity, into each puck.



5. Reassemble the puck by aligning the covers then rotating to secure.



6. Attach one adhesive mounting pad to the underside of each puck light.



7. Peel off adhesive strip and push puck firmly to secure to mounting surface in locations marked.



8. By pressing the lamp body center, you can turn off the lamp manually, turn on the lamp and adjust the color of the lamp.



9. Remove clear plastic tab before first use



10. To replace remote control's battery follow directions on back of remote control to slide battery drawer out. Replace battery (+side up) and slide battery drawer back in.



11. Use remote control for on/off control, dimming and setting operation duration. You can put it in the bathroom, wardrobe, cabinet, bedside cabinet corridor, etc. It's more convenient for lighting at night.

7mm  **SAFETY INFORMATION**

Ensure the batteries are installed correctly according to polarity (+ and -).

Do not mix old and new batteries, different brands or types of batteries, such as alkaline, carbon-zinc, or rechargeable batteries.

Remove and immediately recycle or dispose of batteries from equipment not used for an extended period of time according to local regulations.

Always completely secure the battery compartment. If the battery compartment does not close securely, stop using the product, remove the batteries, and keep them away from children.


Remove and immediately recycle or dispose of used batteries according to local regulations and keep away from children. Do NOT dispose of batteries in household trash or incinerate. Even used batteries may cause severe injury or death.

Non-rechargeable batteries are not to be recharged.

Do not force discharge, recharge, disassemble, heat above 70°C (158°F) or incinerate. Doing so may result in injury due to venting, leakage or explosion resulting in chemical burns.


Call a local poison control center for treatment information.

9mm  **WARNING**
INGESTION HAZARD:
This product contains
a button cell or coin
battery.

6.7mm  **WARNING**

3.3mm

- **INGESTION HAZARD:** This product contains a button cell or coin battery.
- **DEATH** or serious injury can occur if ingested.
- A swallowed button cell or coin battery can cause **Internal Chemical Burns** in as little as **2 hours**.
- **KEEP** new and used batteries **OUT OF REACH** of **CHILDREN**
- **Seek immediate medical attention** if a battery is suspected to be swallowed or inserted inside any part of the body.



DISTRIBUTED BY: Tractor Supply Company, 5401

Virginia Way, Brentwood, TN 37027

CUSTOMER SUPPORT: 1-888-376-9601

www.TractorSupply.com

MADE IN CHINA