

User Guide

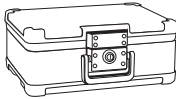
Waterproof Fire Chest



Models 1502, 1503 & 1506

Package Includes;

- 1 - Waterproof Fire Chest
- 1 - User Guide
- 2 - Entry Keys



1 Waterproof Fire Chest



1 User Guide



2 Entry Keys

Please carefully check the above list to confirm all items have been received. If any items are missing, please contact Consumer Assistance. (See page 5 for contact information).

Read this manual carefully and never store it inside the safe!

DO NOT RETURN SAFE TO STORE

If you are missing parts or have difficulty operating your chest, please contact our Consumer Assistance Department by telephone. Store will not accept returned products without prior authorization. You must first contact our Consumer Assistance Department (See page 5 for contact information).

FOR YOUR PROTECTION

Record all chest Identification Numbers on Chest Identification Record (page 5). Save this manual and NEVER keep it inside the chest.

INDEX

WELCOME.....	PAGE 1
PRODUCT OVERVIEW.....	PAGE 1
PROPER USE OF YOUR CHEST.....	PAGE 2
HOW TO STORE CHEST	PAGE 2
INTERIOR MOISTURE WARNING	PAGE 2
UNLOCKING AND OPENING THE CHEST	PAGE 3
CLOSING AND LOCKING THE CHEST	PAGE 3
ORDERING ADDITIONAL KEYS.....	PAGE 4
LOCATING KEY IDENTIFICATION NUMBERS.....	PAGE 4
CONSUMER ASSISTANCE.....	PAGE 5
CHEST IDENTIFICATION RECORD	PAGE 5
PRODUCT REGISTRATION.....	PAGE 5
WARRANTY INFORMATION.....	PAGE 6

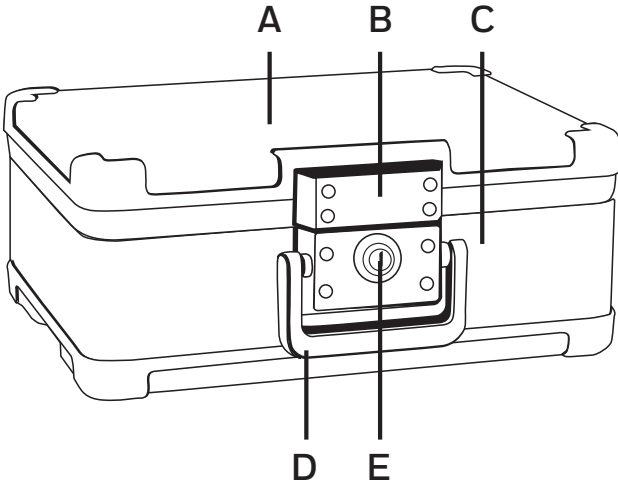
WELCOME

Your new Honeywell Waterproof Fire Chest will provide years of document and media protection. All Honeywell Waterproof Fire Chests are designed and built using the highest manufacturing standards to ensure maximum user satisfaction under a variety of conditions. Your Honeywell Waterproof Fire Chests will provide “Peace of Mind” for many years to come.

Thank you and enjoy!

PRODUCT OVERVIEW

- A - Chest Lid
- B - Lock Assembly
- C - Chest Body
- D - Handle
- E - Lock Cylinder



PROPER USE

Honeywell Waterproof Fire Chests are designed to protect paper documents and files from heat and moisture damage due to exposure to fire and water.

IMPORTANT: Before using your new chest it should be opened and aired out for at least 30 minutes to allow the waterproof seal to decompress and perform as intended.

WARNING: This chest is not intended for the storage of medications, firearms, ammunition, or combustible items of any kind.

WARNING: You should not store pearls in this chest because they may sustain damage at temperatures below 350 ° F.

Fire Protection

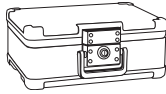
Independent testing verified the interior temperature remains below 350° F (177°C) for thirty minutes when outside temperature is up to 1550°F (843°C).

Water Protection

Independent testing verified that the interior remains dry when completely submerged for up 72 hours.

HOW TO STORE CHEST

For your chest to perform as specified, it must always be stored flat with the lid on top. Never store the chest on any of the sides or upside-down.



RIGHT



WRONG

INTERIOR MOISTURE WARNING

IMPORTANT: For optimum performance, Waterproof Fire Chests should be opened and aired out for at least 30 minutes every week to prevent any build up of moisture inside. It is recommended to occasionally do this for longer periods. This will balance the humidity difference inside and outside and allow any excess moisture trapped inside to escape. If you do not open Waterproof Fire Chests on a regular basis to let them air out, you may begin to notice a musty smell, especially on paperwork. The manufacturer will not be responsible for any damage or loss of items placed in Waterproof Fire Chests due to moisture. Proper care and preventative maintenance of Waterproof Fire Chests is the owner's responsibility. The owner should understand that this is required to assure continued levels of protection and trouble-free performance during the lifetime.

UNLOCKING AND OPENING THE CHEST

1. Insert key into lock cylinder (Figure 1.1).
2. Press down firmly on top of chest and turn the key clockwise to the right $\frac{1}{4}$ turn (Figure 1.2).
3. The Chest is now unlocked and you may lift the lid (Figure 1.3).




Figure 1.1

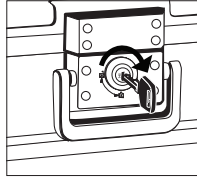


Figure 1.2




Figure 1.3



WARNING:

To avoid possible injury, make sure hands or fingers are clear before closing the chest lid.

CLOSING AND LOCKING THE CHEST

WARNING: To avoid possible injury, make sure hands or fingers are clear before closing the chest lid.

1. Carefully lower lid into the closed position (Figure 2.1).
2. Insert key into lock cylinder (Figure 2.2).
3. Press down firmly on top of chest and turn the key counter clockwise to the left $\frac{1}{4}$ turn (Figure 2.3).
4. The Chest is now locked and you may remove the key.

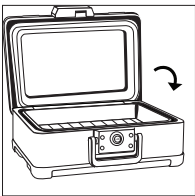


Figure 2.1

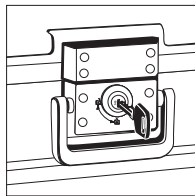


Figure 2.2

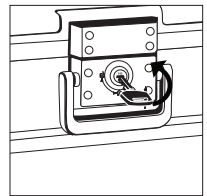


Figure 2.3

ORDERING ADDITIONAL KEYS

The following information is required to order keys:

1. PROOF OF OWNERSHIP (1 of 2 Options Below)

A) SALES RECEIPT & IDENTIFICATION – (INTERNATIONAL ORDERS ONLY!)

- Copy of sales receipt showing Store, Date & Product Description.
- Copy of your picture I.D. (Drivers license, passport, regular I.D.).

B) PRODUCT OWNERSHIP VERIFICATION FORM

If sales receipt is not available, contact us by email or telephone to request a “Product Ownership Verification Form”.

2. ORDER INFORMATION

CONTACT:

- Name & Shipping Address
- E-mail address (If Available)
- Telephone Number
- Best Time to Contact You

PRODUCT:

- Safe Model #
- Lock Key #
- Quantity of Keys Ordered

3. PLACING AN ORDER

- To begin the order process, contact us by telephone, email, or mail

4. METHOD OF PAYMENT

- Visa, MasterCard, Check or Money Order

NOTE: For pricing please contact Consumer Assistance. Contact information is located on page 5 of this manual. Payment method and pricing subject to change.

LOCATING KEY IDENTIFICATION NUMBERS

Key Number

3-4 Digit Number etched on the metal collar located around the key hole (Figure 3.1). This same 3-4 Digit Number is also etched on the key itself (Figure 3.2).




Figure 3.1

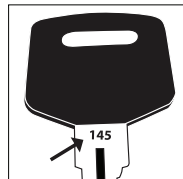


Figure 3.2

CONSUMER ASSISTANCE

EMAIL: LHLPCustomerService@LHLPinc.com

WEBSITE: www.honeywellsafes.com

ADDRESS: Consumer Assistance Dept.
LH Licensed Products, Inc.
860 East Sandhill Avenue
Carson, CA 90746 USA

TELEPHONE: US/Canada 1-877-354-5457 (Toll Free)

Mexico 01-800-288-2872 After English voice recording stops you must then enter 800-860-1677 to complete your call. (Toll Free)

Australia 0011-800-5325-7000 (Toll Free)

Germany/New Zealand 00-800-5325-7000 (Toll Free)

Other Countries XX*-310-323-5722 (Toll Charges Apply)
XX*- Dial U.S. Country Code first

CALL CENTER HOURS:

US/Canada 7am – 5pm (PST**) Mon – Fri (Subject to change)

CALL BACK HOURS:

Other Countries 7am – 8pm (PST**) Mon – Fri (Subject to change)
PST**- Local time in Los Angeles, CA, USA

INTERNATIONAL CALL BACK HOURS:

If you need to speak with a consumer assistant and cannot contact us during the Call Center hours above, please send an email or leave a telephone message, including your Name, Telephone Number and the best time for us to contact you during the Call Back hours above and we will make every effort to contact you and help answer any of your questions or concerns.

* Insert correct Country Code

** Local Time based on Los Angeles California USA

CHEST IDENTIFICATION RECORD

Model Number: _____

Key / Lock Number: _____

LIMITED WARRANTY

LH Licensed Products, Inc., (“LHLP, Inc.”) warrants that for a period of seven (7) years from the date of purchase, this product will be free from structural or mechanical defects resulting from materials or workmanship. LHLP, Inc., at its sole option and as the purchaser’s sole remedy under this warranty, will repair or replace this product or any component of the product found to be defective during the warranty period. Replacement or repair will be made with a new or remanufactured product or component. If the product is no longer available, replacement may be made with a similar product of equal or greater value.

THIS IS YOUR EXCLUSIVE WARRANTY.

Our goods come with guarantees that cannot be excluded under the Australian Consumer Law. You are entitled to a replacement or refund for a major failure and for compensation for any other reasonably foreseeable loss or damage. You are also entitled to have the goods repaired or replaced if the goods fail to be of acceptable quality and the failure does not amount to a major failure.

This warranty is only valid for the original retail purchaser from the date of initial retail purchase and is not transferable. You must keep the original sales receipt. Proof of purchase is required to obtain warranty service.

LHLP, Inc. dealers, service centers, or retail stores selling this product do not have the right to alter, modify or in any way change the terms and conditions of this warranty.

This warranty does not apply to the finish on the product. This warranty does not cover normal wear and tear of parts or damage resulting from any of the following: negligent use or misuse of the product, use contrary to the operating instructions, disassembly, repair or alteration by anyone other than LHLP, Inc. or an authorized service center, improper installation, or exposure to extremes of heat or humidity. Further, the warranty does not cover Acts of God, such as fire, flood, earthquakes, hurricanes and tornadoes.

LHLP, Inc. shall not be liable for any incidental or consequential damages caused by the breach of any express or implied warranty or otherwise relating to the sale of this product.

LHLP, Inc. is also not responsible for: costs associated with removing or installing the product; damage or loss of the contents of the product; nor for the unauthorized removal of the contents; or damages incurred during shipment.

THE ABOVE WARRANTY IS IN LIEU OF ALL OTHER WARRANTIES, EXPRESS OR IMPLIED, INCLUDING ANY WARRANTIES OF MERCHANTABILITY OR FITNESS FOR A PARTICULAR PURPOSE, AND LHLP, INC. DISCLAIMS ANY AND ALL OTHER COVENANTS AND WARRANTIES.

Except to the extent prohibited by applicable law, any implied warranty of merchantability or fitness for a particular purpose is limited in duration to the duration of the above warranty period. Some states, provinces or jurisdictions do not allow the exclusion or limitation of incidental or consequential damages or limitations on how long an implied warranty lasts, so the above limitations or exclusion may not apply to you. This warranty gives you specific legal rights, and you may also have other rights that vary from state to state, or province to province, or jurisdiction to jurisdiction.

LIFETIME AFTER-FIRE REPLACEMENT GUARANTEE

If this Honeywell fire resistant product was purchased from LH Licensed Products, Inc. (“LHLP”) and is damaged by fire at any time while still owned by you (the original owner), LHLP will ship a free replacement if you send the following to Customer Service, LH Licensed Products, Inc., 860 E. Sandhill Ave., Carson, CA 90746 USA:

1. Your name, mailing address, email address, and phone number with area code;
2. A description of the fire, the model number and a photo of the burned unit, and a copy of the report from the fire department, insurance or police.

Freight on the replacement unit is not included in the guarantee and must be paid by the consumer. If an identical product is no longer available, LHLP will provide a similar unit from its current product line. LHLP is not responsible for any loss or damage to the contents of the safe.

**PAGE
INTENTIONALLY
LEFT BLANK**



Manufactured by:
LH Licensed Products, Inc.
860 East Sandhill Avenue
Carson, CA 90746

The Honeywell Trademark is used under license from Honeywell International Inc. Honeywell International Inc. makes no representations or warranties with respect to this product.