



Stronghold® Range

Introducing

Stronghold® SS100

THE WORLD'S STRONGEST PADLOCK



Toughness guaranteed.

An unbeatable range of hi-security padlocks and security products

It doesn't get tougher than **Stronghold®**. This is our premium range of extra high security padlocks, padbars, chains, lock and chain sets and keysafes.

The **Stronghold®** brand stands for top level performance. Tested and approved to the highest global standards by Sold Secure, CEN and LPCB and supported by Secured by Design. We're proud to introduce our new SS100, the strongest padlock in the world. Designed, engineered and made in Britain, it is unrivalled in strength and durability. As our mark of uncompromising quality, these products come with our 10-year guarantee.

About Squire




Our Squire family business has been making locks since 1780. We have a great British history carried down through eight generations. In that time, we've held strong in our ability to change with the world, balancing heritage with innovation. We're proud of our craft and stand firmly behind our reputation for long-lasting toughness that's guaranteed.

John Squire

John Squire, CEO
8th generation



The **Stronghold®** range of security products



Toughness Guaranteed.

Stronghold® - new products

New for 2019

The world's strongest padlock SS100S and SS100CS

Tested and approved at the highest CEN 6 and LPCB SR4 levels, these massive 100mm wide padlocks are the newest addition to the **Stronghold®** padlock range.

See page 7

22mm diameter hardened steel chain

22mm diameter hardened steel chain
Incredibly tough, Sold Secure Motorcycle
Diamond rated 22mm chain, length
1500mm, weight 17.2kg.

See page 21

Create keyed alike and master keyed sets

Locksmiths can create their own suites
using unmodified Euro profile cylinders,
Scandinavian ovals and Evva cylinders.

See pages 13, 14 and 17



NEW SS100
range

SS45

SS50 range

SS65 range

SS80 range



Made in
Britain*

*All padlocks made in
Britain except the SS45

Quality and standards

CEN approved

Tested to European CEN standards for padlock and padlock fittings BS EN12320:2012

CEN Ratings

SS100S	CEN6	SS50S	CEN4
SS100CS	CEN6	SS50S/2.5	CEN4
SS80S	CEN6	SS50P5	CEN3
SS80CS	CEN6	SS50CP5	CEN3
SS65CS	CEN6	SS50P5/2.5	CEN3
SS65S/2.5	CEN5	HLS50S	CEN5
SS65S	CEN5	HLS50P5	CEN3
SS50CS	CEN4	WS75S	CEN4

'E' variants have the same accreditation as 'S' versions when used with an appropriate cylinder.

Pinning kit available to masterkey and key alike 6 pin models. Separate pinning kit available to masterkey and key alike 5 pin models. Details available on Squire website. www.squirelocks.co.uk

LPCB approved

One of the challenges of making buildings safe and secure is selecting and installing fire safety and security products that do what they claim. The Loss Prevention Certification Board (LPCB) has been working with industry for more than 100 years to set the standards needed to ensure security products perform effectively. LPCB approval is recognised by governments and

regulatory authorities worldwide and provides confidence that security systems give protection against criminal intrusion and terrorist attack.

Stronghold® SS100S and SS100CS are the first ever padlocks (not sold as a set) to achieve **LPCB SR4**. Under the current testing regime, this is the highest level that any padlock has achieved when tested on its own.

The **SR3** rated **SS80S, SS80CS, SS65S and SS65CS** (SS65S and SS65CS are enhanced versions of the standard padlock) meet Level 3 of The Loss Prevention Standards (LPS) for stand-alone padlocks.

The standard **SS50S and SS50CS** meet **LPCB SR2**.

LPCB Rating 4

SS100S and SS100CS - SR4

LPCB Rating 3

SS80S and SS80CS - SR3
SS65S LEV3 and SS65CS LEV3 - SR3

LPCB Rating 2

SS50S and SS50CS - SR2

SBSC certified

Squire's SS80, SS65 and SS50 ranges using our 6 pin cylinder are all SBSC certified, Sweden's leading certification body in fire safety and security.

SBSC Rating SSF 014 Class 4

SS80S and SS80CS
SS65S and SS65CS

SBSC Rating SSF 014 Class 3

SS50S and SS50CS



CEN approved grades 3-6



Police Preferred Specification



Made in Britain

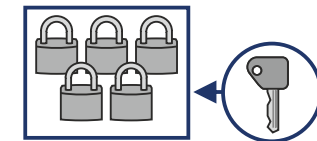


Master key and keyed alike services

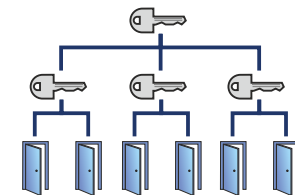
Squire offers tailored keyed alike and master-keying services.

The **Stronghold®** range is ideally suited for creating keyed alike or master key suites of padlocks.

Contact Squire for details.



Keyed alike system



Master key system

Stronghold® padlocks - introduction

Stronghold® range of extra high security padlocks

A range of super-tough, high security padlocks tested to the limits in-house and approved by independent accreditation bodies CEN, LPCB, Sold Secure and Secured by Design. Made in Britain, these padlocks come in a variety of body widths and shackle versions.

Features

Hardened boron alloy steel shackle

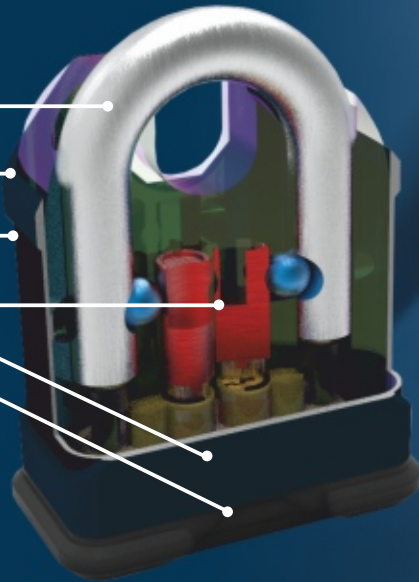
Solid hardened steel lock body

Electrophoretic anti-corrosion finish

6 pin cylinder - over 250,000 key differs

Anti-drill protection

Protective dust cover



Made in Britain*

Boron steel shackle

Stronghold® padlocks - range overview



The world's strongest production padlock



Stronghold® SS100

Made in Britain

Body width	100mm
Shackle diameter	20mm
Shackle variants	Open, closed
CEN	6
LPCB	4
Sold Secure	Gold Motorcycle (open) Diamond* (closed shackle)
Security rating	10

* Sold Secure Diamond approved when combined with 22mm chain



Made in Britain

Stronghold® SS80

Body width	80mm
Shackle diameter	16mm
Shackle variants	Open, closed
CEN	6
LPCB	3
Sold Secure	Gold Motorcycle
Security rating	10



Made in Britain

Stronghold® SS65

Body width	65mm
Shackle diameter	12.7mm
Shackle variants	Open, closed, long
CEN	5-6
LPCB	Level 3 versions available
Sold Secure	Gold Motorcycle available
Security rating	10



Made in Britain

Stronghold® SS50

Body width	50mm
Shackle diameter	10mm
Shackle variants	Open, closed, long
CEN	3-4
LPCB	Level 2 versions available
Sold Secure	Gold Motorcycle P5 Version Gold Bicycle
Security rating	8-9

Note P5 - 5 pin version also available



Stronghold® SS45

Body width	45mm
Shackle diameter	6mm
Shackle variants	Open
CEN	No
LPCB	No
Sold Secure	No
Security rating	7



Made in Britain

Stronghold® SS50 Combi

Body width	50mm
Shackle diameter	10mm
Shackle variants	Open, Closed
CEN	No
LPCB	No
Sold Secure	No
Security rating	8



Made in Britain

Stronghold® WS75

Body width	80mm
Shackle diameter	12mm
Shackle variants	Open
CEN	4
LPCB	No
Sold Secure	No
Security rating	9



Made in Britain

Stronghold® products for locksmiths

Squire produces a range of padlocks that locksmiths can adapt. The Half Euro and Scandinavian oval versions enable locksmiths to fit cylinders without modification. The E versions and EM versions accept modified Euro profile cylinders.

Stronghold® padlocks - SS100

The Stronghold® SS100 ^{NEW}

THE WORLD'S STRONGEST PADLOCK


The first padlock ever* to achieve LPCB Level SR4
LPCB's highest padlock accreditation

These massive, super-heavyweight padlocks are the newest addition to the **Stronghold®** range.

Features

- 100mm wide solid hardened steel lock body
- Open and closed shackle versions, SS100CS weighs 4.3kg
- 20mm diameter hardened boron alloy steel shackle
- Accredited to LPCB Level SR4 and CEN 6
- SS100CS with 22mm chain approved to Sold Secure Motorcycle Diamond standard
- Dual key operated, ideal for supervised use
- Two 6 pin cylinders, choice of same cylinder or keyed to differ, both can be keyed alike or master keyed
- Anti-drill protection
- Electrophoretic anti-corrosion finish
- Protective dust cover
- Tensile pull tested to 24 tonnes (independently verified)

* Stand alone padlock, not sold as part of a lock and chain set



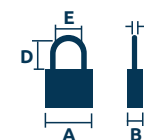
Made in Britain



Actual Size!!



Stronghold® padlocks



Stronghold® SS100 range - 100mm wide body THE WORLD'S STRONGEST PADLOCK



SS80S



SS80CS

Code	LPCB	CEN	SBSC Class	Security Rating	@	Description	Dimensions mm					Barcode	Key Blank	Pack Type	Min Qty	MK
							A	B	C	D	E					
SS100S	LEVEL SR4	CEN 6		10	@WORK	100mm open shackle steel lock 2 x 6 pin S cylinder	100	62	20	40	48	5012245038088	CYKEY/S1/BL	BOX	1	■
SS100SKA	LEVEL SR4	CEN 6		10	@WORK	100mm KA open shackle steel lock 2 x 6 pin S cylinder	100	62	20	40	48	Special	CYKEY/S1/BL	BOX	1	
SS100CS	LEVEL SR4	CEN 6		10	@WORK	100mm closed shackle steel lock 2 x 6 pin S cylinder	100	62	20	33	28	5012245038149	CYKEY/S1/BL	BOX	1	■
SS100CSKA	LEVEL SR4	CEN 6		10	@WORK	100mm KA closed shackle steel lock 2 x 6 pin S cylinder	100	62	20	33	28	Special	CYKEY/S1/BL	BOX	1	

6 pin versions available with restricted profile MK denotes master keyed

Stronghold® SS80 range - 80mm wide body



SS80S



SS80CS

SS80S	LEVEL SR3	CEN 6	4	10	@WORK	80mm open shackle steel lock 6 pin S cylinder	80	40	16	32	32	5012245035681	CYKEY/S1/BL	BLISTER	1	■
SS80SKA	LEVEL SR3	CEN 6	4	10	@WORK	80mm KA open shackle steel lock 6 pin S cylinder	80	40	16	32	32	Special	CYKEY/S1/BL	BOX	1	
SS80CS	LEVEL SR3	CEN 6	4	10	@WORK	80mm closed shackle steel lock 6 pin S cylinder	80	40	16	25	23.5	5012245035674	CYKEY/S1/BL	BLISTER	1	■
SS80CSKA	LEVEL SR3	CEN 6	4	10	@WORK	80mm KA closed shackle steel lock 6 pin S cylinder	80	40	16	25	23.5	Special	CYKEY/S1/BL	BOX	1	

6 pin versions available with restricted profile MK denotes master keyed

Stronghold® SS65 range - 65mm wide body LPCB ACCREDITED VERSIONS



SS65SLEV3



SS65CSLEV3

SS65S LEV3	LEVEL SR3	CEN 5	4	10	@WORK	65mm open shackle - added security to meet LPCB LEVEL SR3	65	31.8	12.7	29	29.5	5012245031218	CYKEY/S1/BL	BOX	1	■
SS65CS LEV3	LEVEL SR3	CEN 6	4	10	@WORK	65mm closed shackle - added security to meet LPCB LEVEL SR3	65	31.8	12.7	19	19	5012245031225	CYKEY/S1/BL	BOX	1	■
SS65 M3ARX LEV3	LEVEL SR3		4	10	@WORK	Body only 65mm open shackle* - LPCB LEVEL SR3	65	31.8	12.7	29	29.5	Special	n/a	BOX	1	
SS65C M3ARX LEV3	LEVEL SR3		4	10	@WORK	Body only 65mm closed shackle* - LPCB LEVEL SR3	65	31.8	12.7	19	19	Special	n/a	BOX	1	

6 pin versions available with restricted Profile MK denotes master keyed

Stronghold® padlocks - WS75

**Stronghold® WS75
container lock**

Features

12mm hardened boron alloy steel shackles

80mm solid hardened steel lock body

Electrophoretic finish - excellent corrosion resistance

Rekeyable 6 pin tumbler lock mechanism - over 250,000 key differs

Anti-bump, anti-pick, highly attack resistant

Key section can be upgraded to restricted or protected profile offering over 530,000 key differs



Made in Britain

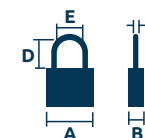


Stronghold® WS75 - container lock



Code	CEN	Security Rating	@	Description	Dimensions mm						Barcode	Key Blank	Pack Type	Min Qty	MK
					A	B	C	D	E	F					
WS75S	CEN 4	9	@WORK	Container lock 6 pin S cylinder	80	26	12	14	27	65	5012245029666	CYKEY/S1/BL	BLISTER	1	■
WS75SKA	CEN 4	9	@WORK	KA Container lock 6 pin S cylinder	80	26	12	14	27	65	Special	CYKEY/S1/BL	BOX	1	

Available with restricted profile MK denotes master keyed



NON-LPCB ACCREDITED VERSIONS

Stronghold® SS65 range - 65mm wide body



SS65S/2.5



SS65S



SS65CS



SS65S/2.5

Code	LPCB	CEN	SBSC Class	Security Rating	@	Description	Dimensions mm					Barcode	Key Blank	Pack Type	Min Qty	MK
							A	B	C	D	E					
SS65S		CEN 5	4	10	@WORK	65mm closed shackle steel lock 6 pin S cylinder	65	31.8	12.7	29	19	5012245003994	CYKEY/S1/BL	BLISTER	2	■
SS65S/F/SHACKLE		CEN 5	4	10	@WORK	65mm KA closed shackle steel lock 6 pin S cylinder	65	31.8	12.7	29	16	Special	CYKEY/S1/BL	BOX	1	
SS65SKA		CEN 5	4	10	@WORK	65mm open shackle steel lock 6 pin S cylinder	65	31.8	12.7	29	29.5	Special	CYKEY/S1/BL	BOX	1	
SS65CS		CEN 6	4	10	@WORK	65mm open flying shackle lock 6 pin S cylinder	65	31.8	12.7	19	29.5	5012245003918	CYKEY/S1/BL	BLISTER	2	■
SS65CSKA		CEN 6	4	10	@WORK	65mm KA open shackle steel lock 6 pin S cylinder	65	31.8	12.7	19	29.5	Special	CYKEY/S1/BL	BOX	1	
SS65S/2.5		CEN 5	4	10	@WORK	65mm 2.5" long shackle steel lock 6 pin S cylinder	65	31.8	12.7	65	29.5	Special	CYKEY/S1/BL	BOX	1	■
SS65S/2.5KA		CEN 5	4	10	@WORK	65mm KA 2.5" long shackle steel lock 6 pin S cylinder	65	31.8	12.7	65	29.5	Special	CYKEY/S1/BL	BOX	1	

6 Pin versions available with restricted profile MK denotes master keyed

Stronghold® SS50 range - 50mm wide body



SS50S



SS50CS



SS50S/2.5

Code	LPCB	CEN	SBSC Class	Security Rating	@	Description	A	B	C	D	E	Barcode	Key Blank	Pack Type	Min Qty	MK
SS50S	LEVEL SR2	CEN 4	3	9	@WORK	50mm open shackle steel lock 6 pin S cylinder	50	26	10	26	22	5012245003420	CYKEY/S1/BL	BLISTER	3	■
SS50S 8mm		CEN 3		8	@WORK	8mm shackle/50mm open shackle steel lock 6 pin S cylinder	50	26	8	26	24	Special	CYKEY/S1/BL	BOX	1	■
SS50P5		CEN 3		8	@WORK	50mm open shackle steel lock P5 (5 pin) cylinder	50	26	10	26	22	5012245007756	KB P5	BLISTER	3	■
SS50SKA	LEVEL SR2	CEN 4	3	9	@WORK	50mm KA open shackle steel lock 6 pin S cylinder	50	26	10	26	22	Special	CYKEY/S1/BL	BOX	1	
SS50P5KA		CEN 3		8	@WORK	50mm KA open shackle steel lock P5 (5 pin) cylinder	50	26	10	26	22	Special	KB P5	BOX	1	
SS50CS	LEVEL SR2	CEN 4	3	9	@WORK	50mm closed shackle steel lock 6 pin S cylinder	50	26	10	16	16	5012245003413	CYKEY/S1/BL	BLISTER	3	■
SS50CP5		CEN 3		8	@WORK	50mm closed shackle steel lock P5 (5 pin) cylinder	50	26	10	16	16	5012245007763	KB P5	BLISTER	3	■
SS50CSKA	LEVEL SR2	CEN 4	3	9	@WORK	50mm KA closed shackle steel lock 6 pin S cylinder	50	26	10	16	16	Special	CYKEY/S1/BL	BOX	1	
SS50CP5KA		CEN 3		8	@WORK	50mm KA closed shackle steel lock P5 (5 pin) cylinder	50	26	10	16	16	Special	KB P5	BOX	1	
SS50S/2.5		CEN 4	3	9	@WORK	50mm 2.5" long shackle steel lock 6 pin S cylinder	50	26	10	65	22	5012245006049	CYKEY/S1/BL	BLISTER	3	■
SS50P5/2.5		CEN 3	3	8	@WORK	50mm 2.5" long shackle steel lock P5 (5 pin) cylinder	50	26	10	65	22	5012245009996	KB P5	BOX	3	■
SS50S/2.5KA		CEN 4	3	9	@WORK	50mm KA 2.5" long shackle steel lock 6 pin S cylinder	50	26	10	65	22	Special	CYKEY/S1/BL	BOX	1	
SS50P5/2.5KA		CEN 3	3	8	@WORK	50mm KA 2.5" long shackle steel lock P5 (5 pin) cylinder	50	26	10	65	22	Special	KB P5	BOX	1	
SS50 M3ARX	LEVEL SR2	CEN 4	3	9	@WORK	Body only 50mm open shackle* - LPCB LEVEL SR2	50	26	10	26	22	Special	n/a	BOX	1	
SS50C M3ARX	LEVEL SR2	CEN 4	3	9	@WORK	Body only 50mm closed shackle* - LPCB LEVEL SR2	50	26	10	16	16	Special	n/a	BOX	1	

6 pin versions available with restricted profile MK denotes master keyed

Stronghold® padlocks - SS50 Combi

Stronghold® SS50 and SS50CS Combi High specification recodable combination padlocks

Features

10mm hardened boron alloy steel shackles

50mm solid hardened steel lock body

Electrophoretic finish - excellent corrosion resistance


Protective lock body cover

Extra high security padlock, 5 wheels with 100,000 possible combinations - recodable

Highly attack resistant

200 hours salt spray tested - highly weather resistant

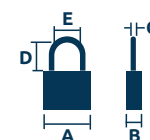
Unique easy to use open and closing mechanism



SS50CS COMBI

SS50 COMBI

Code	Security Rating	@	Description	Dimensions mm					Barcode	Number of Combinations	Pack Type	Min Qty
				A	B	C	D	E				
SS50/COMBI	8	@WORK	5 wheel open shackle Combi hardened steel c/w weather cover	55	30	10	24	22	5012245028690	100,000	BLISTER	2
SS50C/COMBI	8	@WORK	5 wheel closed shackle Combi hardened steel c/w weather cover	55	30	10	14	16	5012245028706	100,000	BLISTER	2



Stronghold® SS50 Marine range - 50mm wide body



SS50S MARINE SS50CS MARINE



Rustproof shackle Marine

Code	CEN	Security Rating	@	Description	Dimensions mm					Barcode	Key Blank	Pack Type	Min Qty	MK
					A	B	C	D	E					
SS50S/MARINE	CEN 3	8	@WORK	50mm open stainless steel shackle lock 6 pin (S) cylinder	50	26	10	26	22	Special	CYKEY/S1/BL	BOX	1	■
SS50P5/MARINE	CEN 3	8	@WORK	50mm open stainless steel shackle lock 5 pin (P5) cylinder	50	26	10	26	22	Special	KB P5	BOX	1	■
SS50S/MARINE/KA	CEN 3	8	@WORK	50mm open st/steel shackle lock 6 pin (S) keyed alike cylinder	50	26	10	26	22	Special	CYKEY/S1/BL	BOX	1	
SS50P5/MARINE/KA	CEN 3	8	@WORK	50mm open St/steel shackle lock 5 pin (P5) keyed alike cylinder	50	26	10	26	22	Special	KB P5	BOX	1	
SS50CS/MARINE	CEN 3	8	@WORK	50mm closed stainless steel shackle lock 6 pin (S) cylinder	50	26	10	16	16	Special	CYKEY/S1/BL	BOX	1	■
SS50CP5/MARINE	CEN 3	8	@WORK	50mm closed stainless steel shackle lock 5 pin (P5) cylinder	50	26	10	16	16	Special	KB P5	BOX	1	■
SS50CS/MARINE/KA	CEN 3	8	@WORK	50mm closed stainless/steel shackle lock 6 pin (S) keyed alike cylinder	50	26	10	16	16	Special	CYKEY/S1/BL	BOX	1	
SS50CP5/MARINE/KA	CEN 3	8	@WORK	50mm closed stainless/steel shackle lock 5 pin (P5) keyed alike cylinder	50	26	10	16	16	Special	KB P5	BOX	1	
SS50EM/MARINE*	CEN 3	8	@WORK	Euro body Marine O/S - accepts 1/2 modified 71 Double Euro	50	26	10	26	22	Special	n/a	BOX	1	
SS50CEM/MARINE*	CEN 3	8	@WORK	Euro body Marine C/S - accepts 1/2 modified 71 Double Euro	50	26	10	16	16	Special	n/a	BOX	1	

*Padlock CEN grade applies to padlock on its own. Your choice of cylinder will affect this rating.

6 pin versions available with restricted profile MK denotes master keyed

6mm shackle



SS45S



Stronghold® SS45 - 45mm wide body

SS45		7	@WORK	45mm open shackle steel lock 6 pin S cylinder	49.1	32.1	6	35.5	20	5012245008494	CYKEY/S1/BL	BOX	1	■
SS45KA		7	@WORK	45mm open shackle steel lock 6 pin S cylinder keyed alike	49.1	32.1	6	35.5	20	5012245008739	CYKEY/S1/BL	BOX	1	

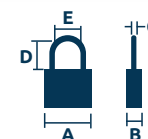



Stronghold® Half Euro padlocks NEW

Accepts a Half Euro cylinder with no modification

- Create your own suite of padlocks using Half Euro cylinders
- Padlocks need no extra modifications.
- Quick and easy process
- Very high specification locks using Squire's **Stronghold®** range of CEN grade locks*. No compromise on quality
- Two body widths available, 65mm and 55mm, in open shackle and long shackle variants

*Padlock CEN grade applies to padlock on its own. Your Half Euro cylinder will affect this rating.



SS65HE

SS55HE

Stronghold® Half Euro padlock range

Code	CEN	Security Rating	@	Description	Dimensions mm					Barcode	Pack Type	Min Qty
					A	B	C	D	E			
SS65HE	CEN 5	10	@WORK	65mm open shackle steel lock accepts Half Euro cylinder	65	31.8	12.7	29	19	5012245037630	BLISTER	2
SS65S/2.5HE	CEN 5	10	@WORK	65mm 2.5" long shackle steel lock accepts Half Euro cylinder	65	31.8	12.7	65	19	Special	BOX	1
SS55SHE	CEN 3	9	@WORK	55mm open shackle steel lock accepts Half Euro cylinder	55	25	10	25.9	22	5012245037623	BLISTER	2
SS55S/2.5HE	CEN 3	9	@WORK	55mm 2.5" long shackle steel lock accepts Half Euro cylinder	55	25	10	63.8	22	Special	BOX	1

Stronghold® Scandinavian oval padlocks NEW

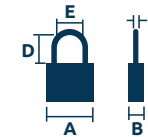
Accepts a Scandinavian oval cylinder with no modification

- Create your own suite of padlocks using Scandinavian oval cylinders
- Padlocks need no extra modifications.
- Quick and easy process
- Very high specification locks using Squire's **Stronghold®** range of CEN grade locks*. No compromise on quality
- Three body widths available, 80mm, 65mm and 50mm, in open shackle and long shackle variants
- For scan oval padlock with Tang add FCAM to product code, or scan oval padlock with slot add MCAM to product code



*Padlock CEN grade applies to padlock on its own. Your Scandinavian oval cylinder will affect this rating.

SS50				
SS65				
SS80				



Stronghold® Scandinavian oval padlock range



Code	CEN	Security Rating	@	Description	Dimensions mm					Barcode	Pack Type	Min Qty
					A	B	C	D	E			
SS80S/SCAN	CEN 6	10	@WORK	80mm open shackle steel lock accepts Scandinavian oval cylinder	80	40	16	32	32	Special	BOX	2
SS80CS/SCAN	CEN 6	10	@WORK	80mm closed shackle steel lock accepts Scandinavian oval cylinder	80	40	16	25	23.5	Special	BOX	2
SS80S/2.5/SCAN	CEN 6	10	@WORK	80mm 2.5" long shackle steel lock accepts Scandinavian oval cylinder	80	40	16	65	32	Special	BOX	1
SS65S/SCAN	CEN 5	10	@WORK	65mm open shackle steel lock accepts Scandinavian oval cylinder	65	31.8	12.7	29	29.5	Special	BOX	2
SS65CS/SCAN	CEN 6	10	@WORK	65mm closed shackle steel lock accepts Scandinavian oval cylinder	65	31.8	12.7	19	19	Special	BOX	2
SS65S/2.5/SCAN	CEN 5	10	@WORK	65mm 2.5" long shackle steel lock accepts Scandinavian oval cylinder	65	31.8	12.7	6.5	29.5	Special	BOX	1
SS50/SCAN	CEN 4	9	@WORK	50mm open shackle steel lock accepts Scandinavian oval cylinder	50	26	10	26	22	Special	BOX	2
SS50CS/SCAN	CEN 4	9	@WORK	50mm 1.5" long shackle steel lock accepts Scandinavian oval cylinder	50	26	10	16	22	Special	BOX	2
SS50S/2.5/SCAN	CEN 4	9	@WORK	50mm 2.5" long shackle steel lock accepts Scandinavian oval cylinder	50	26	10	65	22	Special	BOX	1

Stronghold® integration with high security lock cylinders

Create keyed alike and master keyed suites using a range of cylinder types and profiles

Create keyed alike and master keyed suites using a range of cylinder types and profiles (excluding NW4).

Bringing locksmiths absolute flexibility when deciding what level of security your clients need.

Stronghold® padlocks easily accept Euro profile and Scandinavian oval cylinders (see pages 13 and 14) and they accept NW4, Elite dimple pin, **Stronghold®** Protected and Restricted cylinders.

They are designed to suite with the standard Squire cylinder and easily with EVVA cylinders (see page 17).



NW4 New Wave - **Stronghold®** KIK cylinder - extra high security

A new cylinder that takes advantage of the latest manufacturing techniques. The New Wave NW4 cylinder has a complex anti-drill construction and also offers protection from bumping, drilling and picking.

- Reversible key 10 pins plus 4 wave technique
- Over 20 million key differs
- 2 keys with code number and key code registration card
- Patented until 2027, only on presentation of key code card will replacement keys be issued
- Anti plug extract
- NW4 system, including 4 types of decoding elements: a roller in the key - basic active row of pins; side row of pins; a wave channel in the key
- Anti-bumping and anti-drilling protection
- Ergonomic plastic keybow



Stronghold® protected range

The Squire **Stronghold®** protected profile provides the answer to the ever-increasing awareness of protected systems. Guarantees that a copy of the key can never be cut unless authorised by the user.

- High quality 6 pin locking system with nickel silver pins
- 530,000 keying differs
- Security key card protected, complete control over key blanks
- Picking protected
- Drill protection in cylinder body with 1 tungsten carbide pin
- Drill protection in core with 3 tungsten carbide pins
- Protection against pulling
- High wear resistance
- Supplied with 2 nickel silver keys
- Can be supplied master keyed or keyed alike



Stronghold® Elite 1™ cylinder range
Dimple pin key system

The Squire **Stronghold®** Elite 1™ dimple system combines a conventional saw tooth key system with a dimple system.

- High quality 6 pin locking system with nickel plated pins
- 470,000 keying differs
- Picking protected
- Drill protection in cylinder body with 1 pin
- Drill protection in core with 3 pins
- Protection against pulling
- Nickel plated core
- High wear resistance
- Supplied with 2 nickel silver Squire keys
- Can be supplied master keyed or keyed alike
- Can be fully integrated into our existing **Stronghold®** 6 pin key systems
- Key blanks are available
- Keys can be cut on all laser and dimple key cutting machines



Stronghold® restricted range

The Squire **Stronghold®** restricted profile provides you with a secure method of controlling the copying of your cut keys. Capable of coping with large master key systems and the high usage demands put on the individual cylinder. It can also provide locksmiths with the luxury of their own profile.

- High quality 6 pin locking system with nickel silver pins
- 530,000 keying differs
- Restricted multiple profiles - security key card protected
- Picking protected
- Drill protection in cylinder body with 1 tungsten carbide pin
- Drill protection in core with 3 tungsten carbide pins
- Protection against pulling
- Nickel plated core (nickel finish cylinders only)
- High wear resistance
- Supplied with 2 nickel silver keys
- Can be supplied master keyed or keyed alike
- The system is protected by a security card which must be produced in order to have a copy key cut



Stronghold® standard range

The Squire **Stronghold®** standard profile with its unique key bow gives you the best in quality, reliability and availability. Combined with a very competitive pricing structure and you have the perfect product for the discerning customer.

- High quality 6 pin locking system with nickel plated pins
- 262,000 keying differs
- Picking protected
- Drill protection in cylinder body with 1 tungsten carbide pin
- Drill protection in core with 3 tungsten carbide pins
- Protection against pulling
- Nickel plated core (nickel finish cylinders only)
- High wear resistance
- Supplied with 2 nickel plated brass Squire keys
- Can be supplied master keyed or keyed alike from our in house workshop



Restricted Key Solutions

Stronghold® padlocks offer full integration with EVVA restricted and extended key systems

By adding the EVVA range of cylinders to your Squire padlock you can offer the highest grade of security and complete key control.

Securing one site to multiple sites, the EVVA system can cover all of your security requirements. The new EVVA inserts fits across the whole of the **Stronghold®** range of padlocks, making it the most versatile high security key solution.

For more information on EVVA Restricted key solutions visit www.evva.co.uk



Padlock features

- Now available across the whole **Stronghold®** range
- Patented, restricted security
- Complete key control
- Standard, keyed alike or master keyed solutions
- Cylinders conforms to BS EN1303
- All CEN Grade rated
- Available on your own exclusive key system



ICS | Inner code system

The ICS from EVVA is a strong, reversible key system with a specially designed tip for ease of use. ICS offers solutions for standard lock, keyed alike and complex master key systems. The thickness of the keys is 3mm which makes it strong, durable and resistant to wear.



EPS | Extended profile system

The EPS system is a 6 pin system with unique side coding, making it secure to physical attack. Available for standard lock, keyed alike and master key systems, EVVA EPS offers restricted security for the whole of the Squire Stronghold range of padlocks.

Stronghold® Euro profile padlocks

Original SS65E and SS50EM ranges

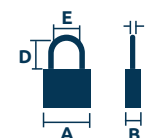


The **original** Squire Euro profile range - accepts a Half Euro cylinder **with** modification

The Europrofile 'E' and 'EM' ranges are the original Squire locks designed for fitment of a modified 71mm double Europrofile cylinder. Locksmiths preferring to fit an unmodified Half Euro cylinder, refer to page 11. The 'E' Range for 65mm padlocks and the 'EM' Range for 50mm padlocks differ in that the module used to hold the Euro profile cylinder is slightly different.

- Create your own suite of padlocks using modified Euro cylinders
- Can use same modified cylinder in SS50EM, SS50CEM, SS65E, SS65CE padlocks
- Integrate **Stronghold®** padlocks with any existing key system
- Supplied body only
- No need to drill into modified cylinder
- Solid hardened steel lock body
- Hardened boron alloy steel shackle
- Electrophoretic finish - excellent corrosion resistance
- Extra anti drill protection
- Very high specification locks using Squire's **Stronghold®** range of CEN grade locks*. No compromise on quality
- Two body widths available, 65mm and 50mm, in open shackle and long shackle variants

*Padlock CEN grade applies to padlock on its own. Your choice of cylinder will affect this rating.



Solid Steel - Euro versions - body only - accepts modified Half Euro



Code	CEN	Security Rating	@	Description	Dimensions mm					Barcode	Pack Type	Min Qty
					A	B	C	D	E			
SS65E	CEN 5	10	@WORK	65mm Euro body O/S - accepts 1/2 modified 71 Double Euro	65	31.8	12.7	29	29.5	5012245008494	BOX	1
SS50EM	CEN 4	9	@WORK	50mm Euro body O/S - accepts 1/2 modified 71 Double Euro	50	26	10	26	22	5012245008739	BOX	1
SS50EM L.SMITH	CEN 3	8	@WORK	50mm unhardened body - accepts 1/2 modified 71 Double Euro	50	26	10	26	22	5012245008777	BOX	1
SS65CE	CEN 6	10	@WORK	65mm Euro body C/S - accepts 1/2 modified 71 Double Euro	65	31.8	12.7	19	19	5012245005073	BOX	1
SS50CEM	CEN 4	9	@WORK	50mm Euro body C/S - accepts 1/2 modified 71 Double Euro	50	26	10	16	16	5012245008746	BOX	1
SS65E/2.5	CEN 5	10	@WORK	65mm Euro body 2.5" L/S - accepts 1/2 modified 71 Double Euro	65	31.8	12.7	65	29.5	Special	BOX	1
SS50EM/2.5	CEN 4	9	@WORK	50mm Euro body 2.5" L/S - accepts 1/2 modified 71 Double Euro	50	26	10	65	22	5012245008753	BOX	1

Stronghold® padbars

STH1 padbar



- High security padbar with hardened hasp and staple
- Special hardened cast material - extremely strong
- Easy to fit
- Hardened rotating staple for extra resistance to attack
- Suitable for use with Squire SS80, 65 and 50 ranges

STH2 padbar



- High security padbar with hardened hasp and staple
- Special cast material - extremely strong
- Easy to fit
- Hardened rotating staple for extra resistance to attack
- Suitable for use with Squire SS80, 65 and 50 ranges

HLS50 lock set



- 50mm hardened steel body
- Black coated electrophoretic finish
- 26mm body thickness
- 10mm shackle diameter
- Re-keyable anti pick 6 pin tumbler lock mechanism



STH1

Stronghold® CEN rated padbars

Code	CEN	Security Rating	@	Description	Dimensions mm				Barcode	Key Blank	Pack Type	Min Qty	MK
					A	B	C	Staple Clearance					
STH1	6	10	@WORK	Stronghold padbar - CEN 6	184	86	32	18	5012245007770	n/a	BOX	1	
STH2	4	9	@WORK	Stronghold padbar - CEN 4	184	86	32	18	5012245007787	n/a	BOX	1	



HLS50

Stronghold® high security lockset

Code	CEN	Security Rating	@	Description	Dimensions mm						Barcode	Key Blank	Pack Type	Min Qty	MK
					A	B	C	D	E	F					
HLS50S	CEN 5	9	@WORK	Hardened steel lock / hardened SG iron hasp - 6 pin cylinder	150	68	16	50	26	110	5012245003499	CYKEY/S1/BL	BOX	1	■
HLS50P5	CEN 3	9	@WORK	Hardened steel lock / SG iron hasp - 5 pin cylinder	150	68	16	50	26	110	5012245009392	KB P5	BLISTER	1	■
HLS50S Body	CEN 5	9	@WORK	Replacement lock to fit HLS50S				50	26	110	Special	CYKEY/S1/BL	BOX	1	■
HLS50SKA	CEN 5	9	@WORK	KA Hardened steel lock / hardened SG iron hasp - 6 pin cylinder	150	68	16	50	26	110	Special	CYKEY/S1/BL	BOX	1	
HLS50P5KA	CEN 3	9	@WORK	KA Hardened steel lock / SG iron hasp - 5 pin cylinder	150	68	16	50	26	110	Special	KB P5	BOX	1	
HLS50S Body KA	CEN 5	9	@WORK	KA Replacement lock to fit HLS50S				50	26	110	Special	CYKEY/S1/BL	BOX	1	

Stronghold® Key Safe

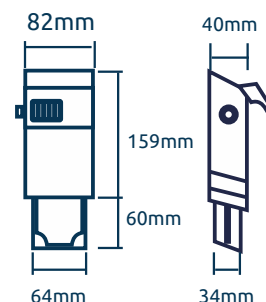
Sold Secure Security Cabinet Bronze - high security key safe



Product features

- Hardened steel body, with soft feel cover
- 5 wheel recodable- 100,000 combinations
- Sliding draw mechanism operated by pull knob
- Hinged cover for weather protection
- High security
- Sold Secure Security Cabinet Bronze accredited
- Supported by Secured by Design
- Keep your spare keys safe
- For internal and external use

Dimensions



Key safes

Code	Sold Secure	@	Description	Dimensions mm			Barcode	Number of Combinations	Pack Type	Min Qty
				A	B	C				
Stronghold Key Safe	BRONZE	@WORK	Sold Secure high security key safe	85	160	43	5012245035445	100,000	BLISTER	2

SOLD SECURE

	GOLD
	SILVER
	BRONZE



TC22 - 22mm chain



TC19 - 19mm chain



TC16 - 16mm chain



TC14 - 14mm chain



G - 10mm chain



J - 8mm chain



High security hardened alloy steel chains - Sold Secure approved



JH4

Code	Security Rating	Sold Secure	Description	Dimensions mm		Barcode	Pack Type	Min Qty
				Link Diameter	Chain Length			
TC22/5	10	Motorcycle	TC Chain alloy steel hardened chain, blue sleeve	22	1500	5012245038378	BOX	1
TC19/5	10	Motorcycle	TC Chain alloy steel hardened chain, blue sleeve	19	1500	5012245035889	BOX	1
TC16/5	10	Motorcycle	TC Chain alloy steel hardened chain, blue sleeve	16	1500	5012245035896	BOX	1
TC14/3	10	Motorcycle	TC Chain alloy steel hardened chain, blue sleeve	14	915	5012245028089	BOX	1
TC14/4	10	Motorcycle	TC Chain alloy steel hardened chain, blue sleeve	14	1200	5012245028096	BOX	1
G3	9	Motorcycle	G Chain alloy steel hardened chain, blue sleeve	10	915	5012245006537	BOX	1
G4	9	Motorcycle	G Chain alloy steel hardened chain, blue sleeve	10	1200	5012245003116	BOX	1
J3	8	Bicycle	J Chain alloy steel hardened chain, blue sleeve	8	915	5012245008630	BOX	1
J4	8	Bicycle	J Chain alloy steel hardened chain, blue sleeve	8	1200	5012245004366	BOX	1

Stronghold® lock & chain sets

High security lock and chain sets



Hardened alloy steel chains - Sold Secure approved



Code	Security Rating	Sold Secure	@	Description	Link Diameter	Chain Length	Dimensions mm					Barcode	Key Blank	Pack Type	Min Qty	MK
							A	B	C	D	E					
SS65CS/TC14/3	10	Motorcycle	URBAN	SS65CS padlock with hardened alloy chain	14	915	65	31.8	12.7	19	19	5012245029215	CYKEY/S1/BL	BOX	1	■
SS65CS/TC14/4	10	Motorcycle	URBAN	SS65CS padlock with hardened alloy chain	14	1200	65	31.8	12.7	19	19	5012245022346	CYKEY/S1/BL	BOX	1	■
SS50CS/TC14/3	10	Motorcycle	URBAN	SS50CS padlock with hardened alloy chain	14	915	50	26	10	16	16	5012245029222	CYKEY/S1/BL	BOX	1	■
SS50CS/TC14/4	10	Motorcycle	URBAN	SS50CS padlock with hardened alloy chain	14	1200	50	26	10	16	16	5012245029239	CYKEY/S1/BL	BOX	1	■
SS50CS/G4	9	Bicycle	URBAN	SS50CS padlock with hardened alloy chain	10	1200	50	26	10	16	16	5012245004045	CYKEY/S1/BL	BOX	1	■
DCL1/J3	9	Bicycle	URBAN	DCL1 Padlock with hardened alloy steel chain	8	915	70	27.5	9.5	17.5	17	5012245020106	KB LN C SL	BOX	6	
SS65CS/TC14/3KA	10	Motorcycle	URBAN	KA SS65CS padlock with hardened alloy chain	14	915	65	31.8	12.7	19	19	Special	CYKEY/S1/BL	BOX	1	
SS65CS/TC14/4KA	10	Motorcycle	URBAN	KA SS65CS padlock with hardened alloy chain	14	1200	65	31.8	12.7	19	19	Special	CYKEY/S1/BL	BOX	1	
SS50CS/TC14/3KA	10	Motorcycle	URBAN	KA SS50CS padlock with hardened alloy chain	14	915	50	26	10	16	16	Special	CYKEY/S1/BL	BOX	1	
SS50CS/TC14/4KA	10	Motorcycle	URBAN	KA SS50CS padlock with hardened alloy chain	14	1200	50	26	10	16	16	Special	CYKEY/S1/BL	BOX	1	
SS50CS/G4 KA	9	Bicycle	URBAN	KA SS50CS padlock with hardened alloy chain	10	1200	50	26	10	16	16	Special	CYKEY/S1/BL	BOX	1	



High security hardened alloy steel chains

SS50S/G3P	10	URBAN		SS50S padlock with hardened alloy chain	10	915	50	26	10	26	22	5012245003536	CYKEY/S1/BL	BOX	1	■
SS50COMBI/G3	10	URBAN		SS50COMBI padlock with hardened alloy chain	10	915	50	30	10	22	22	5012245035872	N/A	BOX	1	
VULCANP450/Y3	6	URBAN		VULCAN P4 50 padlock with hardened steel chain	10	900	50	33	9.5	23.5	22	5012245035902	KB 02	BOX	1	
WARRIOR55/J3	7	URBAN		WARRIOR 55 padlock with hardened all chain	8	915	55	34	10	30	24	5012245035919	KB LN C SL	BOX	1	

NOTE: Chains listed as **URBAN** Bicycle category are also suitable for use in the **@WORK** environment

Master keyed available - subject to surcharge
 Sold Secure accreditations have been either attained or applied for at the time of print.
 This means they are subject to change during the lifetime of this catalogue.



www.squirelocks.co.uk

Henry Squire & Sons Limited, Hilton Cross Business Park, Cannock Road, Featherstone, Wolverhampton, WV10 7QZ
Tel: 01902 308050 Fax: 01902 308051 E-mail: info@henry-squire.co.uk



**Toughness
Guaranteed.**