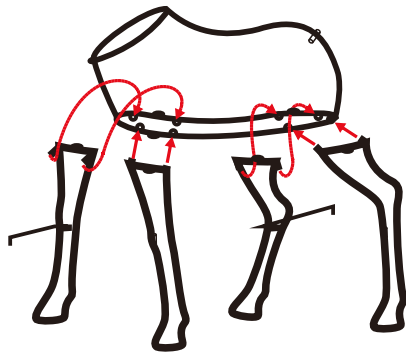


Product Name:	Magical Deer Lighted Winter Holiday Yard Decoration
SKU#:	<u>WHHD1644</u>

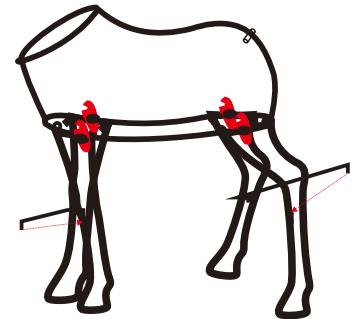
Thank you for your purchase of our LuxenHome product. This product is manufactured with the highest standards of safety and quality.

1




The 4-legged iron hook latch is inserted into the corresponding 2 round tubes at the bottom of the deer's body.

2



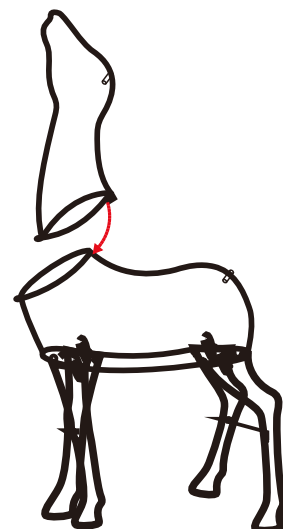
The overlapping ring between the leg and the body are fixed with tie straps, and the supporting rod is inserted into the round tube of the leg.

3



The above steps are completed.

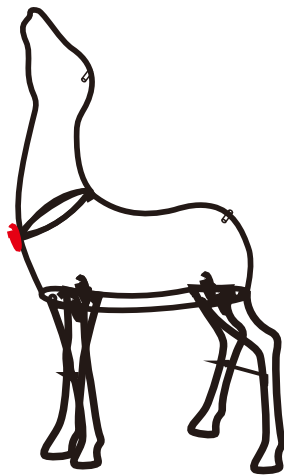
4



The hook at the base of the deer's head hooks into the corresponding part of the body.

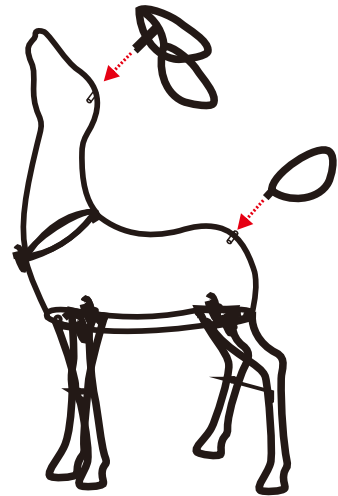
Product Name:	Magical Deer Lighted Winter Holiday Yard Decoration
SKU#:	WHHD1644

5




The ring where the head meets the body is secured with a tie.

6




The ear latch is inserted into the outer round tube at the top of the head.
The tail latch is inserted into the round tube at the buttocks of the body.

7



The above steps are completed.

8



Four ground nails are inserted into the foot to secure it!
Congratulations, assembly is complete!