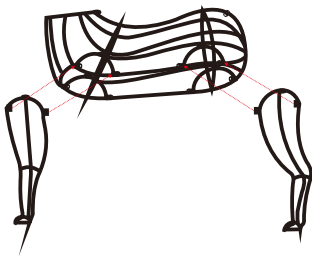


Product Name:	Pre-Lit Holiday Deer Family
SKU#:	<u>WHHD1417</u>

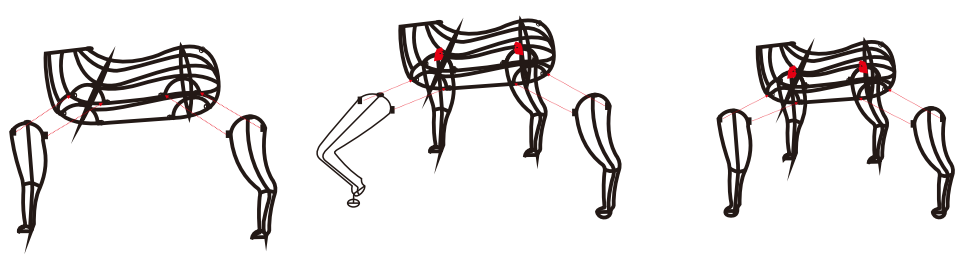
Thank you for your purchase of our LuxenHome product. This product is manufactured with the highest standards of safety and quality.

1



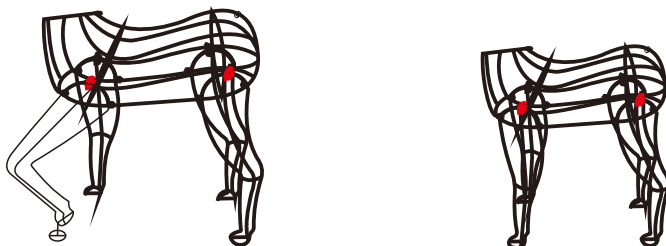
The right leg iron frame bolt is inserted into the round tube on the right side of the body.

2



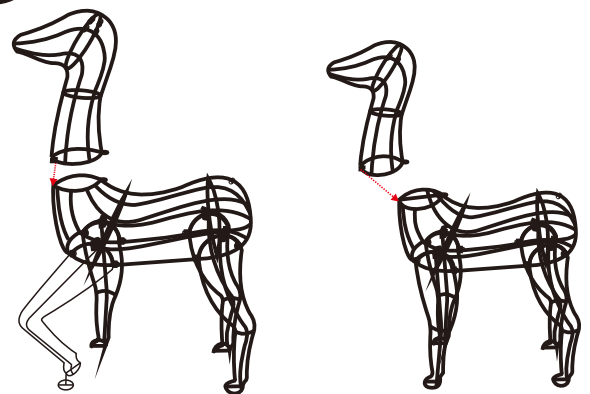
The bolt of the left leg iron frame is inserted into the round tube on the left side of the body.

3



The left leg iron frame and the left side of the body overlap ring with a tie.

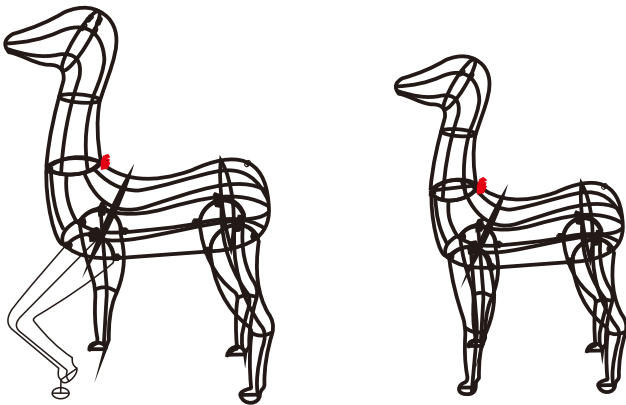
4



The bottom hook of the deer head hooks into the part of the body.


Product Name:	Pre-Lit Holiday Deer Family
SKU#:	WHHD1417

5




The overlapping ring where the deer head meets the body is fixed with a tie.

6




The ear latch is inserted into the top of the deer head to the round tube. The deer tail latch is inserted into the butt of the deer body corresponding to the round tube.

7



The above assembly steps are complete.

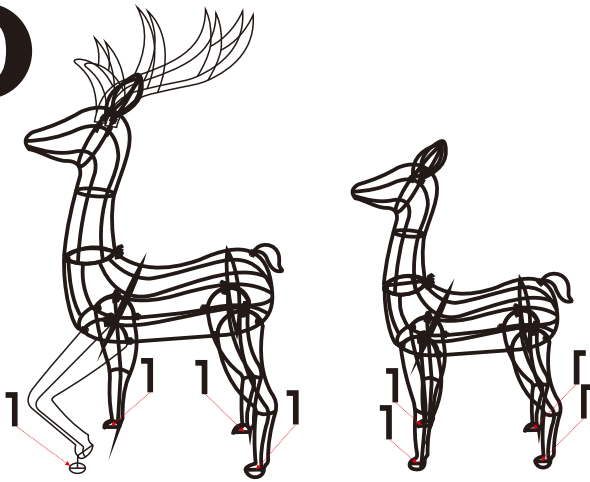
8



The antler latch of the male deer is inserted into the round tube corresponding to the top of the deer head.

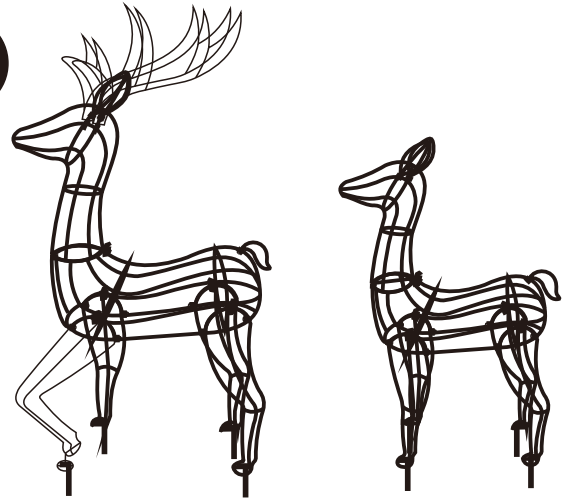
Product Name:	Pre-Lit Holiday Deer Family
SKU#:	<u>WHHD1417</u>

9



Four ground nails are inserted into the base of the deer's foot to secure it.

10



Congratulations, product assembly is complete!