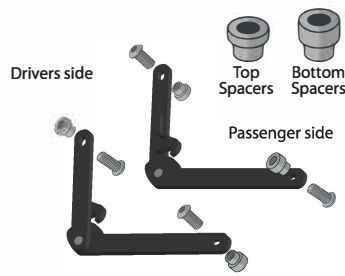
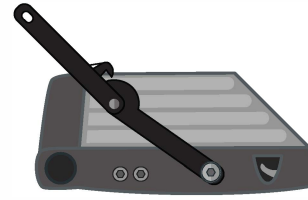


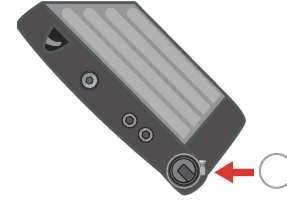
1. Lower tailgate and remove one side of the attached cables. Leave the other side attached to support the tailgate during installation. On Tacomas there's 1-2 bolts below the cable attachment bolt. Remove & replace with flathead screws provided.



2. Assemble the spacers and bolts then feed them through each arm as shown above. If extra clearance is required, add 1 or 2 washers as needed.



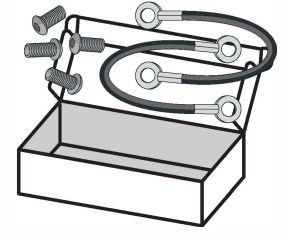
3. Attach Gate King® to tailgate with bolts provided as shown above making sure the hammer is on the top bar facing the tailgate. Follow the part layout in step 2. Do not overtighten. A thread locking compound is recommended.



4. For tailgates that can be removed, please install the pivot clamp provided on the removable tailgate pivot point side as shown.



5. You can easily re-set the Gate King® with your fingers, or if you prefer, you can also use the release key provided.



5. Want to keep your stock cables and hardware? Our box is the perfect way to store your old tailgate cables and screws.

WHAT'S INCLUDED



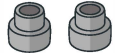
Two Gate King® Hinges



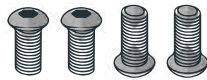
Four Flathead Bolts



Two Top Spacers



Two Bottom Spacers



Four Bolts



One Pivot Clamp



One Release Key

NOTE: Additional tools such as Torx bits, sockets, allen wrenches and screwdrivers may be required to remove stock cables and install the new Gate King® hinges.

WARNING

Be sure to carefully read and follow the Installation Instructions provided to ensure the Gate King operates correctly.

The use of a thread locking compound on all bolt hardware is recommended. (not included)

On removable tailgates, please install the included pivot clamp around your tailgate's removable pivot point as shown in Step 4.

All tailgates both new or used can vary in construction, alignment and clearance. Please note you may need to adjust the spacing by using additional washers during the installation.

Do not exceed the load capacity as described in your vehicle's manual.

Both locking pins must be engaged when using the Gate King Tailgate Adjuster. Failure to engage both locking pins may result in possible damage.

Load capacity may vary under different conditions. Recommended tailgate load should not exceed 200lbs / 90kgs.

Cargo must be secured at all times.

Apply lubricant to clean and maintain.



WARRANTY

Castel Innovations warrants this product to be free from defects in material and workmanship for THREE (3) YEARS FROM DATE OF PURCHASE, provided there has been normal use and proper maintenance. This warranty applies to the original purchaser only. All remedies under this warranty are limited to the repair or replacement of the product itself, or the repair or replacement of any component part thereof, found by the manufacturer to be defective within the time period specified. The decision to repair or replace is wholly within the discretion of the manufacturer.

If you have a warranty claim, first you must call our manufacturer at the number below for instructions. You must retain proof of purchase and submit a copy with any items returned for warranty work. Upon completion of warranty work, if any, we will return the repaired or replaced item or items to you freight prepaid. Damage to our products caused by accidents, fire, vandalism, negligence, improper installation, misuse, acts of God, corrosion or by defective parts not manufactured by us is not covered under this warranty.

ANY IMPLIED WARRANTIES OF MERCHANTABILITY AND/OR FITNESS FOR A PARTICULAR PURPOSE CREATED HEREBY ARE LIMITED IN DURATION TO THE SAME DURATION AND SCOPE AS THE EXPRESS WRITTEN WARRANTY. OUR COMPANY SHALL NOT BE LIABLE FOR ANY INCIDENTAL OR CONSEQUENTIAL DAMAGE.

Some states do not allow limitations on how long an implied warranty lasts, or the exclusion or limitation of incidental or consequential damages, so the above limitations or exclusions may not apply to you. This warranty gives you specific rights, and you may also have other rights which vary from state to state.

FOR WARRANTY ISSUES WITH THIS PRODUCT, PLEASE CALL SUPPORT AT 1 888 284 5480.
www.TheGateKing.com



8562 Hamilton Ave - Huntington Beach, CA 92646
888 808 2454 - support@castel-usa.com