


MY FOLDAWAY™ COLLAPSIBLE FAN

USB or Battery
Powered




INSTRUCTIONS


CONGRATULATIONS!

Thank you for purchasing MyFoldaway Collapsible Fan! USB powered or use 4 AA batteries. The telescopic arm extends up to 12 inches in height. So compact, just simply fold and store it away when not in use. It's a must have for your home!


PARTS AND FEATURES



USB OR BATTERY POWERED



Using a small screwdriver, remove the battery compartment door. Insert 2 AA batteries. Tighten the screw to secure the cover. Repeat for the other battery compartment (total of 4 AA batteries).




OPTION 1: Insert USB end into the power adapter (not included) and the other end into the Micro USB port on the side of the fan, then plug into a power outlet.

OPTION 2: Insert Micro USB end into the Micro USB port on the side of the fan, then plug into any USB port.


SET-UP



Hold the base of the fan down with one hand and lift the top up with the other hand.

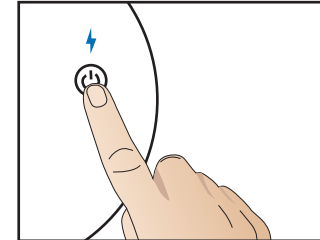


Bring the arm UP.



The fan can be left in this position. You may also extend the telescopic arm to the desired height.

OPERATION



Press the **(ON/OFF)** button **1 time** to turn on the fan on **LOW** speed. This is a default mode.

For **HIGH** speed:

Press the **(ON/OFF)** button **1 time**.

Press the **(ON/OFF)** button again to turn the fan OFF.

CLEANING


IMPORTANT: Always make sure the device is turned off before cleaning.

Use a soft, damp cloth to clean the fan.

Do not immerse the fan in water or any other liquid.

STORAGE

When done using the fan, make sure to return it to its folded position.



Bring the arm DOWN while pressing down on top.



Fold down the top part of the fan.

IMPORTANT SAFEGUARDS

Before using the electrical appliance, these basic precautions should always be followed:

1. Read all instructions.
2. Keep fan out of reach of children.
3. Do not operate any appliance after it malfunctions, or is dropped, or damaged in any manner. Return appliance to the nearest authorized service facility for examination, repair or electrical or mechanical adjustment.
4. This appliance is not intended for use by individuals (including children) with reduced physical, sensory or mental capabilities, or lack of experience and knowledge, unless they have been given supervision or instruction concerning the use of the appliance by a person responsible for their safety. Children should be supervised to ensure that they do not play with the appliance.
5. Never place the fan in an area where it is accessible to children.
6. Never place anything over the fan when it's running.
7. Never insert or drop any object into any of the openings.
8. DO NOT use outdoors.
9. Always place the fan on a firm, flat, level surface.
10. Fan should be turned off when not in use or during cleaning.
11. Do not move the fan while it's running. Switch it off before moving the unit.

BATTERY CAUTION AND DISPOSAL

- For best results, use Alkaline batteries.
- Install only new batteries of the same type in your product.
- Failure to insert batteries in the correct polarity, as indicated in the battery compartment, may shorten the life of the batteries or cause batteries to leak.
- Do not mix old and new batteries.
- Do not mix Alkaline, Standard (Carbon-Zinc) or Rechargeable (Nickel Cadmium) or (Nickel Metal Hydride) batteries.
- Do not dispose of batteries in fire.
- Batteries should be recycled or disposed of as per state and local guidelines.

SPECIFICATIONS

Size	13.7 x 13.7 x 6.7cm (folded)
Dimensions	13.7 x 13.7 x 30cm (extension)
Net Weight	220g
Modes	Low/High
Battery type	use with 4 AA batteries (not included)
Battery Run Time	Low/High(24/4.0±5% h)
Discharge Current	Low/High(230/650mA±5%)
Output Power	2W
Fan speed	Low/High(1.7/3.5±5% m/s)distance:30cm
Rated Voltage	5v

FCC STATEMENT

1. This device complies with part 15 of the FCC Rules. Operation is subject to the following two conditions:

- (1) This device may not cause harmful interference, and
- (2) this device must accept any interference received, including interference that may cause undesired operation.

2. Caution: Any changes or modifications to this unit not expressly approved by the party responsible for compliance could void the user's authority to operate the equipment.

NOTE: This equipment has been tested and found to comply with the limits for a Class B digital device, pursuant to part 15 of the FCC Rules. These limits are designed to provide reasonable protection against harmful interference in a residential installation. This equipment generates, uses and can radiate radio frequency energy and, if not installed and used in accordance with the instructions, may cause harmful interference to radio communications. However, there is no guarantee that interference will not occur in a particular installation. If this equipment does cause harmful interference to radio or television reception, which can be determined by turning the equipment off and on, the user is encouraged to try to correct the interference by one or more of the following measures:

- Reorient or relocate the receiving antenna.
- Increase the separation between the equipment and receiver.
- Connect the equipment into an outlet on a circuit different from that to which the receiver is connected.
- Consult the dealer or an experienced radio/TV technician for help.

MY FOLDAWAY™ COLLAPSIBLE
ITEM NO. 7623B
DISTRIBUTED BY EMSON®
NEW YORK, NY 10001 USA
©2020 EMSON® ALL RIGHTS RESERVED.
MADE IN CHINA.

EMSON emsoninc.com
1.800.423.4248