



THE ORIGINAL
**PORTABLE
WINCH™**
20 ANS
YEARS
2003.2023

ACCESSORIZED
**PORTABLE
WINCHES**

PRO SERIES



2023
www.portablewinch.info

True Power *IN YOUR HANDS*

They are



Portable Winch Co. offers **simple and innovative portable winches** to preform laborious and complex tasks in complete safety.

Our selection of winches is used worldwide in diverse applications such as forestry, hunting, off-road activities, tasks in and around the home and cottage, and countless other applications!

PORTABLE

Our winches are compact and lightweight. They can be carried anywhere in any condition.



POWERFUL

Up to 2,200 lb of pulling force in single line. Combined with our pulleys, the force can be doubled, tripled, quadrupled and even quintupled!



RELIABLE

Powered by high quality engines, they are always ready to work.



Portable Winch Co. has more than **20 years of experience** with winches and the outdoor world for your enjoyment and safety.

Here is what our customers have to say:

MIKE CHAGNON, CANADA

“I ordered this winch when I knew I was going to hunt moose. As far as I'm concerned, it paid for itself in just one hunt! It came in very handy for so much more than just moose hunting! I would recommend one to anyone!”

KENNETH HIXSON, UNITED STATES

“We have been using our winch for a few weeks and are very impressed with the ease with which we can take out our wood. It is an excellent solution for woodlands without access to traditional equipment.”

P.J., UNITED STATES

“I am extremely satisfied with my PCW3000 portable winch. This is a powerful piece of equipment for its size. The design and quality of the winch and the various accessories is ingenious. It is very easy to use and it does the job.”



The accessorized winches


The 2023 **PRO SERIES** presents a winch **ready for action**, thanks to the **accessories included** with every winch.



PCW3000-Li-A



PCW3000-A



PCW4000-A



PCW5000-A



+ NOW included with each winch

- 1 • Rope bag
- 2 • 164' rope
- 3 • RopeWizer™ (see page 11)
- 4 • Single pulley
- 5 • Steel locking carabiners (x2)
- 6 • Safety hook with latch
- 7 • 6-1/2' polyester sling (for the pulley)
- 8 • 8-1/4' endless round polyester sling (for the winch)
- *Also included with the PCW3000-Li-A*
- 9 • 82 V Lithium-Ion battery of 2.5 Ah
- 10 • Rapid charger



PRICES AND
DETAILS



1



2



3



4



5



6



7



8




9



10

1. Choose your portable winch model



NO MAINTENANCE



PRICES AND
DETAILS

PCW3000-Li-A

80/82 V **Battery-Powered** Pulling Winch

Specifications:



The revolutionary winch.

Equipped with a powerful motor adjustable to three speeds, the PCW3000-Li can be used both indoors and outdoors, down to -6.8°F. Depending on the speed selected and the weight of the load pulled, the battery will give you autonomy for 20 to 40 minutes of continuous pulling, without any loss of power. Always ready to work, no maintenance is required when you put it away.

One 82 V Lithium-Ion battery of 2.5 Ah and one rapid charger included.

SKU: PCW3000-Li-A

80/82 VOLT
82V MAX LITHIUM-ION



***ACCESSORIES
INCLUDED WITH
EACH WINCH:**



THE MOST COMPACT



PRICES AND
DETAILS

PCW3000-A

GX35 **Gas-Powered** Pulling Winch

Specifications:



Compact power.

Born to meet the demand for an even more portable model than the original PCW5000 winch, the PCW3000 capstan drum winch is nothing less than a technical gem; delivering incredible pulling power, in the smallest format Portable Winch has ever made.

Coupled with the 360° inclinable 4-stroke Honda GX35 engine, it will be your best companion, no matter where your next venture is.


SKU: PCW3000-A

POWERED BY
HONDA



*Note: The PCW3000-Li-A, PCW3000-A and PCW4000-A winches include a 3/8" X 164' rope (PCA-1205M) and a 3" diameter single pulley (PCA-1275).

The PCW5000-A winch includes a 1/2" X 164' rope (PCA-1215M) and a 4" diameter single pulley (PCA-1274). All the other accessories are the same.



FITTED WITH A BRAKE



PRICES AND
DETAILS

PCW4000-A

GX50 Gas-Powered Pulling Winch

Specifications:



The last born.

This model is powered by the new 360° inclinable 4-stroke Honda GX50 engine.

It also has a centrifugal clutch that activates when you pull the rope. When the rope is released, the drum stops spinning and the automatic quick-release anti-rollback mechanism does its job of holding the load in position! To disengage the rope from the mechanism, a simple movement is enough!

A light, powerful, safe and extremely easy-to-operate winch.

SKU: PCW4000-A

POWERED by
HONDA



INDUSTRIAL GRADE



PRICES AND
DETAILS

PCW5000-A

GXH50 Gas-Powered Pulling Winch

Specifications:



The original winch.

The sturdy design of the PCW5000 still proudly bears the Portable Winch signature quality and durability; an ingenious product, to deliver lasting power, without compromise.

Thanks to its industrial-grade GXH50 engine, this winch delivers all its power with a pulling speed of 40 feet per minute.

For more speed, get the 3-3/8" drum (sold separately) to allow you to reach 50% faster pulling speed of 60 feet per minute.

SKU: PCW5000-A

POWERED by
HONDA



2. Complement with the **adapted solution** based on your application



EXPERTS **Picks**



At Portable Winch Co., we know that in order to get the most use out of your winch, it needs to be accessorized correctly. With more than 20 years of experience in the world of winching and outdoors, we put at the forefront your safety and your enjoyment. Our experts offer you solutions adapted to your main application.

Be it for forestry, hunting, off-roading, or maintaining your patch of paradise at the cottage or home, these combinations of accessories will allow you to carry out your desired plans.

The best part is that **our solutions are 100% compatible** regardless which winch model you choose.

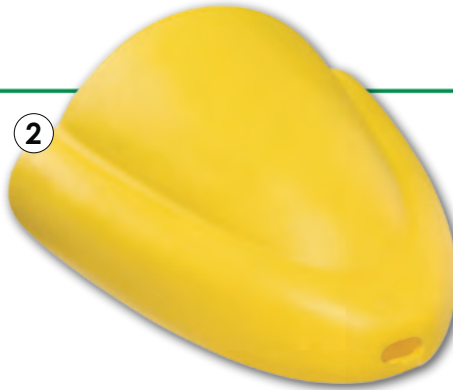
What matters most to us is knowing that you are well equipped and ready to set off on your outings with confidence knowing that you have reliable tools at hand to face all possibilities.



FORESTRY SOLUTION

Accessories included :

- 1 • 7' choker chain with steel rod
(PCA-1295)
- 2 • Skidding cone
(PCA-1290)
- 3 • 6-1/2' polyester sling
(PCA-1260)
- 4 • Grab hook with latch
(PCA-1282)
- 5 • Steel locking carabiner
(PCA-1276)
- 6 • Ø 4" single pulley
(PCA-1274)



PRICES AND
DETAILS



« The most popular choice among woodsmen and occasional loggers »

Thanks to the skidding cone, which prevents logs from getting stuck in roots, stumps, and other barriers. Its shape allowing it to slide along the residual trees, thus avoiding injuries to the regeneration. The essential solution for getting some wood out and dealing with all the situations encountered in the forest!

SKU: **PCA-FS**



HUNTING & OFF-ROAD SOLUTION

Accessories included :

- 1 • Hitch plate for towing ball
(PCA-1261)
- 2 • 7' rope choker with steel rod
(PCA-1372)
- 3 • 6-1/2' polyester sling
(PCA-1260)
- 4 • Grab hook with latch
(PCA-1282)
- 5 • Steel locking carabiner
(PCA-1276)
- 6 • Ø 4" mm single pulley
(PCA-1274)



PRICES AND
DETAILS



« The preferred choice for hunters and powersports enthusiasts »

Wanting and needing to bring your winch everywhere with you, the anchoring plate allows you to easily secure it to your quad. While the rope choker is the perfect tool to pull out that big game in the hard-to-get areas or move a fallen tree away from the trail, the additional snatch block will give you all this extra power in necessary situations.

SKU: **PCA-HOS**



COTTAGE LIFE SOLUTION

The jobs are never done around the home and cottage in creating your paradise

The accessorized winches are already out-of-the box ready for your cottage lifestyle. You are all set to work on your property.

TO DISCOVER ON PAGE 4

3. Carry and protect your winch and accessories



PRICES AND DETAILS



Make sure to protect your new winch and carry it easily with our selection of transport equipment.



TRANSPORT BAG

Designed to accommodate the **PCW3000**, **PCW3000-Li** or **PCW4000**. Its many compartments offer all the space needed to store the various accessories.

SKU: PCA-0106



MOLDED CASE AND PACK FRAME

This case for **PCW3000** attaches to the ergonomic pack frame or directly to the luggage rack of your all-terrain vehicle.

Items sold separately

① **SKU:** PCA-0102

② **SKU:** PCA-0104



MOLDED CASE

Created to store the **PCW5000**. Its molded shapes secure the winch and several accessories. It has four elastic rubber ties that hold the lid firmly.

SKU: PCA-0100

4. For longer outings with the PCW3000-Li

Do you anticipate needing more running time? Consider adding an additional 82 volt 2.5 or 5 amp battery. **Keep in mind that there is already one included with your PCW3000-Li-A.**

Leave with peace of mind, you won't run out of power!



PRICES AND DETAILS

*BATTERIES		TENSION	BATTERY CURRENT	RECHARGE TIME (100%)	WEIGHT (LB)
1	PCA-0200 Greenworks Commercial GL250	82 V	2.5 Ah	36 min	3.3
2	PCA-0201 Greenworks Commercial GL500	82 V	5 Ah	72 min	5.7
*CHARGER		TENSION	CHARGE CURRENT	NUMBER OF SLOTS	WEIGHT (LB)
3	PCA-0230 Greenworks Commercial GC400	82 V	4 Ah	1	3.5

* Batteries and charger subject to change without notice. Brand and sku may vary based on availability in your region.

Accessories

(sold separately)

Ropes & Rope Bags



POLYESTER ROPES - Ø 3/8"		BREAKING STRENGTH	WEIGHT (LB)
PCA-1205M	164'		7.7 LB
PCA-1203M	328'	4,850 LB	15.4 LB
PCA-1206M	656'		30.9 LB

POLYESTER ROPES - Ø 1/2"		BREAKING STRENGTH	WEIGHT (LB)
PCA-1215M	164'		12.1 LB
PCA-1213M	328'	7,275 LB	24.3 LB
PCA-1216M	656'		48.5 LB
PCA-1218M	984'		72.8 LB

For a better performance, always use Portable Winch Co. ropes with your winch. Their double-braided construction makes them durable and features low stretch for increased safety. Their low cost and resistance to abrasion make them **the no. 1 choice to use with our capstan winches**, where they are subject to intense heat and friction.

A 164' rope is included with each accessorized winch. Get a second rope with a longer length to complete your arsenal and increase the distance between you and the load. Double up the rope and use a block and tackle for more pulling power.

Very helpful for heavier loads!

(See the 'Helpful Information' section on page 15 for all the details.)



These rope bags are convenient for storing and carrying your rope and small accessories. They prevent the rope from tangling since you push it inside instead of wrapping it around your arm or a spool.

PRO TIP: Attach a carabiner to your belt and pass the rope through it to quickly push it into your bag!



PRICES AND DETAILS

ROPE BAGS		MATERIAL	CAPACITY	
			Ø 3/8" Rope	Ø 1/2" Rope
1	PCA-0103 Rope Bag for Molded Pack Frame (PCA-0104)	Resistant Vinyl	164'	---
2	PCA-1255 Rope Bag - Small		328'	164'
3	PCA-1256 Rope Bag - Medium	Durable Nylon	656'	328'
4	PCA-1257XL Rope Bag - X-Large		1,312'	656'

RopeWizer™

The Easy Splice
PORTABLE WINCH CO. EXCLUSIVITY



1 RopeWizer™ included with each accessorized winch

★ **New in**
2023 ★



Rope Ø: 1/2" max (12 mm)
Opening Ø: 21/32" (17 mm)

SKU: PCA-1360



PRICES AND DETAILS

Work safer and **extend the life of your rope** using the RopeWizer™!

Standard knots reduce the rope capacity by 30-50%. The only way to **keep it nearly to 100%** is to have a splice done by a professional. But not anymore! The RopeWizer™ is **easy to attach** to the end of your rope and gives you all the benefits of a conventional splice, **without the expensive price tag!**

Pulleys



PRICES AND DETAILS



Multiply your pulling power by two, three or four times using pulleys. You can also use them to change the trajectory of the rope or the pulling angle!

(See p. 15 for more information on block and tackle.)

PULLEYS		MATERIAL	MBS	ROPE MAX Ø
1	PCA-1275	Stainless steel with aluminum sheaves	60 kN (13,500 LB)	3/8"
2	PCA-1283		90 kN (20,230 LB)	3/8"
3	PCA-1274		135 kN (30,350 LB)	1/2"
4	PCA-1273		50 kN (11,240 LB)	
5	PCA-1292	Aluminum	40 kN (8,990 LB)	1/2"
6	PCA-1271			
7	PCA-1272			

Carabiners



High quality multi-purpose carabiners with screw-lock gate. Useful for attaching:

- A pulley to a tree or load;
- A polyester sling to another sling or to a vehicle;
- A hook to the rope;
- And so much more!

(See p. 15 for more information on breaking strengths.)



PRICES AND DETAILS

ZINC PLATED STEEL AND ANODIZED ALUMINUM CARABINERS		MBS
1	PCA-1276	25 kN (5,620 LB)
2	PCA-1702	50 kN (11,240 LB)
3	PCA-1701	70 kN (15,735 LB)

Slings

Our polyester slings have multiple uses :

- To attach a winch to an anchor point; where they will be used in "U" shape;
- To attach a pulley to a tree or pole where they will be used in choker;
- To pull a vehicle with another vehicle where they will be used in a straight line;
- And even more!




PRICES AND DETAILS

POLYESTER SLINGS	LENGTH	WLL (Working Load Limit)			FIG.	
		Straight	Choker	In "U" Shape		
1 PCA-1260	Straight with Eyelets	6-1/2'	4,400 LB	3,525 LB	8,800 LB	
2 PCA-1258		10'				
3 PCA-1350	Round	8-1/4'	2,200 LB	1760 LB	4,400 LB	1







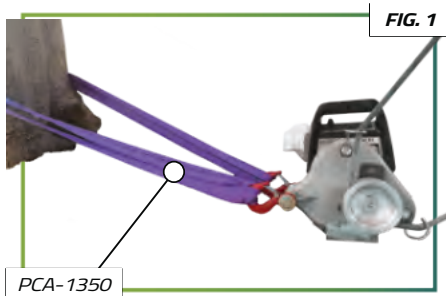
Anchoring Systems



PRICES AND
DETAILS

Since our winches are portable, they can be anchored anywhere! Portable Winch Co. has developed various modular anchoring systems that allow a wide variety of fixed objects to be used as an anchor point: trees, poles, vehicles, etc.

ANCHORING SYSTEMS		TO USE WITH	FIG.
1	PCA-1261 <i>Hitch Plate for Towing Balls</i>	Tow ball max Ø 2-5/16"	4
2	PCA-1269 <i>Anchoring System with 10' Strap</i>	Tree or pole 12" to 36" in diameter	2
3	PCA-1263 <i>Anchoring System with 10' Strap and Rubber Pads</i>	Tree or pole 12" to 36" in diameter	3
4	PCA-1267 <i>Hitch Square Tubing</i>	Coupling for category III vehicles	5
5	PCA-1268 <i>Winch Support Plate</i>	PCA-1263 / PCA-1267	3, 5



Forestry Accessories



Discover our various forestry accessories such as the skidding cone, our slings or the open-face corner block, used with the automatic release, and the pull plate for an ATV (quad).

FORESTRY ACCESSORIES		
1	PCA-1290	Skidding Cone for Logs - 20" opening
2	PCA-1295	7' Choker Chain with 'C' Hook and Steel Rod
3	PCA-1372	7' Synthetic Rope Choker with Steel Rod
4	PCA-1282	Flat Hook with Safety Latch and 3 Chain Links
5	PCA-1270	Open Face Steel Corner Block - Ø 4"
6	PCA-1291	Automatic Release for Open Face Corner Block
7	PCA-1310	Pull Plate for Tow Ball up to 2"



These accessories are ideal for skidding logs with your winch or all-terrain vehicle (quad). For example, the skidding cone



prevents logs from getting stuck in roots, stumps or other obstacles. The 7' chokers allow you to encircle a tree up to 20" in diameter while maintaining sufficient length to thread them into the nose of the skidding cone.

The grab hook with latch prevents the chokers from slipping out of the hook when there is no tension on the rope. The open-face corner block is used with the automatic release and the pulling plate to allow the ATV (quad) to stay on the trail while skidding.

Capstan Drums



The capstan drums can be replaced on the winches when worn out while the 3-3/8" drum for the PCW5000 increases pulling speed. Know that they are sold with their corresponding rope guide and screws.

CAPSTAN DRUMS WITH ROPE GUIDE & SCREWS		DIAMETER	FOR WINCHES
1	PCA-1110	2-1/4"	PCW5000
2	PCA-1120	3"	PCW3000, PCW3000-Li, PCW4000
3	PCA-1100	3-3/8"	PCW5000



DID YOU KNOW?

Capstans were initially a mechanical device used to move heavy weights primarily on ships by using ropes, cables or chains. They were also used in marshalling yards to position freight cars.

The adhesion between the rope and the drum depends on the friction surface; which corresponds to the number of times the rope is wrapped around the drum.

Helpful Information




ONE PULLEY, ONE CARABINER, ONE SLING

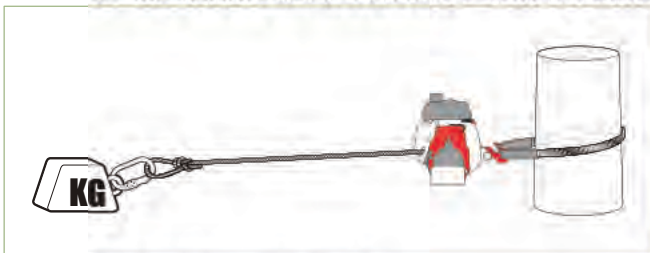
In general, each pulley must be fixed to a solid anchor point using a carabiner and a sling, respecting the appropriate safety factor. Therefore, for each of the pulleys, a carabiner of sufficient capacity and a sling are required.

(See the safety factors on the page below.)

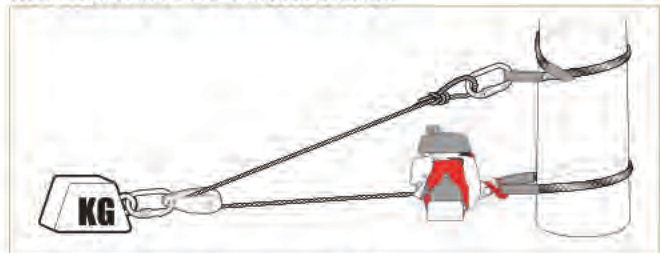
CREATE A BLOCK AND TACKLE

 The use of pulleys provides a mechanical advantage by reducing the force required to move a load. It is therefore possible to double, triple, quadruple or quintuple the capacity of a system by using pulleys. In order to generate a mechanical advantage, at least one pulley must be attached to the load. Here are some examples.

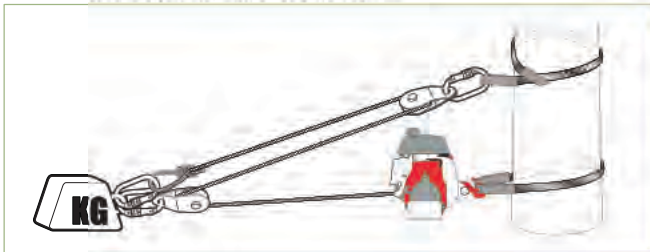
WITHOUT MECHANICAL ADVANTAGE - DIRECT LINE



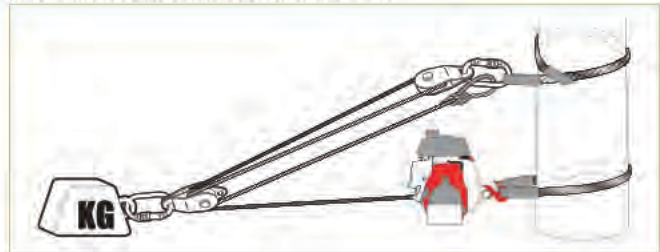
MECHANICAL ADVANTAGE X 2



MECHANICAL ADVANTAGE X 3



MECHANICAL ADVANTAGE X 4



CARABINERS - BREAKING STRENGTHS

Portable Winch Co. carabiners have different breaking strengths. When you multiply the force exerted using a block and tackle (see above), the carabiners located at each end are subject to significant forces. A sufficient safety factor must then be taken into account for the equipment to operate safely.

Refer to the table to find out the safety factor obtained with each of the carabiners according to the load to be moved. Note that in pulling, the safety factor is relatively low (2-3 times), because the risks of serious accidents are lower.

SECURITY FACTORS			
LOAD WEIGHT (LB)	PCA-1276 (25kN)	PCA-1702 (50kN)	PCA-1701 (70kN)
550	10.2	20.4	28.6
1,000	5.1	10.2	14.3
1,650	3.4	6.8	9.5
2,200	2.6	5.1	7.1
4,400	1.3	2.6	3.5
6,600	N/A	1.7	2.4

VISIT YOUR
AUTHORIZED
PORTABLE WINCH
DEALER
AS OF TODAY!

PRO SERIES

www.portablewinch.info



POWERED by
HONDA

ASSEMBLED IN CANADA
PRINTED IN CANADA



Portable Winch Co. Head Office
1170, Thomas-Tremblay
Sherbrooke, Québec, Canada, J1G 5G5
sales@portablewinch.com
+ 1 819 563-2193
Toll free (CAN & US): 1-888-388-7855

60-0350_MINICAT2023_EN_IMP
©Copyright Portable Winch 2023