

AWESOME!

A L O N D A Y B E D



QUESTIONS?



SERVICE@JAXXLIVING.COM

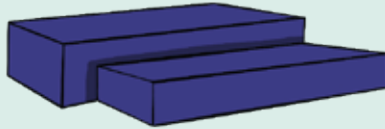


1.866.384.2802

JAXX[®]




Plywood Frame



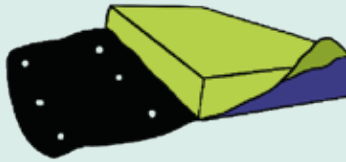
Foam Cushions



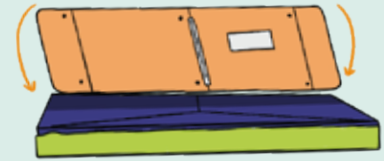
Maple Feet



Unroll plastic film to release foam cushions.



Dress thinner foam in the cover with holes. Place foam zipper facing down. Leave unzipped.



Flip and align plywood over the covered foam with the metal t-nuts and warning label facing down.



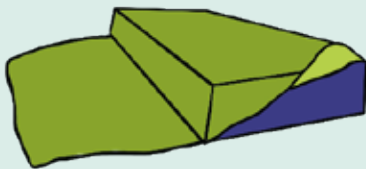
Place plywood on top of foam with the two metal hinges facing up.



Zip cover to close.



Screw feet into holes. Use rubber grips to tighten.



Dress thicker foam with zipper facing down. Zip to close.



Bend foam bolster to fit into its cover. Zip to close



Place top cushion on the bottom cushion with frame. Enjoy!



To clean, remove the cover, machine-wash cold with mild detergent and hang dry. Do not wash the inner liner.