

OTHER GREAT PRODUCTS FROM PITTMAN OUTDOORS
www.pittmanoutdoors.com



AirBedz Pro3

- Wheel well cutouts allows the mattress to fit around and over the wheel wells, creating a sleep area that utilizes the entire truck bed
- Comfort coil system evenly distributes weight across a 12" thick mattress, providing a better night's sleep
- Professional grade fabric construction
- Great for indoor use with "optional" Wheel Well Inserts



AirBedz Lite


- Includes portable D.C. air pump with 16 ft. charger cord
- Wheel well cutouts allows the mattress to fit around and over the wheel wells, creating a sleep area that utilizes the entire truck bed
- Flocked top with comfort coil system evenly distributes weight across a 12" thick mattress, providing a better night's sleep
- High grade PVC construction
- Inflate/deflate valve for use with included D.C. pump
- Great for indoor use with "optional" Wheel Well Inserts



Pittman Backseat Mattress

- Inflates in under 2 minutes with the included D.C. portable pump with 5 ft. cord
- Includes one inflatable pillow
- Rugged fabric construction
- A comfortable night's sleep is just an inflate away
- Available sizes to fit Cars, Trucks and SUVs

Available for:
 100, 200, 300, 400
 and 500 series
 *OPTIONAL ACCESSORY



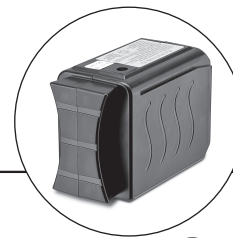
AirBedz Wheel Well Inserts

- AirBedz Wheel Well Inserts convert all your AirBedz mattresses into a regular air mattress for use in tents or a guest bed in the home



The Original
AirBedz®
 Truck Bed Air Mattress

The Original
AirBedz®
 CAMO
 Truck Bed Air Mattress



INCLUDES RECHARGEABLE BATTERY
 Please follow charging instructions on page 2.

OWNER'S MANUAL

PLEASE GO TO
www.PittmanOutdoors.com
 FOR PRODUCT WARRANTY REGISTRATION

IT IS HIGHLY RECOMMENDED THAT YOU READ AND FOLLOW THE INFORMATION CONTAINED IN THIS MANUAL BEFORE INITIAL SET UP.

WARNING:
 DO NOT LEAVE INFLATED WHEN NOT IN USE. OVER-INFLATION WILL OCCUR WHEN EXPOSED TO DIRECT SUNLIGHT.

WARNING: THIS PRODUCT IS NOT FLAME RESISTANT. THIS BED CONTAINS PLASTIC. DO NOT PLACE AIR BED NEAR OPEN FLAME OR OTHER SOURCE OF IGNITION.

WARNING: This is not a toy. To avoid risk of fire, burns, injury or shock, it should not be played with or placed where small children can reach it.

NOTE: This product contains a lead-acid and/or Alkaline battery and must be fully charged every 3-4 months. Do not dispose of air pump and battery in fire. Check your local regulations for proper disposal instructions.

- Unplug adapter when not in use.
- Pump is an electrical device. Do not use in or around water.
- Do not attempt to disassemble, repair, or service the pump. No serviceable parts are contained inside. Contact Pittman Products International at (657) 275-9100 or customerservice@pittmanoutdoors.com for service or repair.

WARNING:

- This is not a water toy or flotation device. Use as a bed only.
- Not recommended for use by children under three (3) years of age.
- This bed is not intended for infants or persons with limited mobility. They may roll off of the bed and become entrapped between the bed and the sides of the truck bed or walls and suffocate.
- Do not use this bed on abrasive surfaces or near pointed, sharp or protruding objects. Bed may puncture. Remove all sharp objects from area the bed will be used in.
- Do not step or jump on bed or use as a trampoline. Standing, jumping or walking on the bed may result in injury and/or damage or puncture the bed.
- Make sure truck bed is clean of any debris, sharp objects or protrusions or place bed in a safe area before use making sure that there are no sharp edges, steps, drops, or breakable items nearby. Use on flat surfaces only. Bed may tip over on uneven surfaces.
- Do not inflate or use mattress while vehicle is in motion.

CONTENTS

- | | |
|---|--|
| 1. AirBedz® air mattress with built-in pump | 6. *AirBedz® tailgate extension mattress |
| 2. Battery pack | 7. *AirBedz® hand pump |
| 3. AC charger | (*PPI-104 and PPI-105) |
| 4. Carrying bag | (*PPI-404 and PPI-405) |
| 5. Repair patch kit includes glue | (*PPI-504 and PPI-505) |

SET UP GUIDE

CHARGING BATTERY **** ONLY USE INCLUDED CHARGER CORDS ON AIRBEDZ PRODUCTS ****
DO NOT CHARGE THE BATTERY PACK FOR MORE THAN 2 HOURS WHEN USING THE DC CHARGER (Car Charger)! ** Available as an additional accessory - Part No. PPI-AC4 ******

1. CHARGE BATTERY PACK (D) BEFORE USE. Charge battery pack for 8 to 10 hours prior to initial use using the included home AC charger.
2. DO NOT OVER-CHARGE THE BATTERY PACK (Do not exceed 12 hours).
3. RE-CHARGING TIP – For best results, battery pack will need to be recharged for 8 hours after each 20-minute use.

**** PLEASE REMOVE AND DISCARD RED SAFETY TAB ON BATTERY PACK PRIOR TO USE ****

STORAGE AND MAINTENANCE OF BATTERY PACK:

Store the battery in a cool, dry location and protected from the elements. During Storage, it is recommended to charge the battery pack every 3-4 months to keep it working as efficient as possible. Failure to do so will extinguish the life of the battery pack and the ability to maintain a “full” charge.

OTHER GREAT PRODUCTS FROM PITTMAN OUTDOORS
www.pittmanoutdoors.com



River Drifter 2

- Built-in ice chest
- 2 Cup/drink holders
- Built-in back rests
- Grab rope
- Mesh bottom
- 2 Heavy-duty handles

River Drifter 1

- 2 Cup/drink holders
- Built-in back rest
- Grab rope
- Mesh bottom
- 2 Heavy-duty handles



Cool Drifter

- Can be used as a stand alone ice cooler or with traditional coolers up to 48 Qts.
- 4 Cup/drink holders
- Grab rope
- Heavy-duty handle



Splash Pong

- 2 Person inflatable water pong table
- Glow in the dark cup holders
- Contains LED lights around edge of table



Splash Pong X

- 4 Person inflatable water pong table
- Glow in the dark cup holders

The AirBedz® Tailgate Extension Mattress allows you to use the entire bed of the truck with the tailgate down. This is perfect for that always needed additional sleeping area.

INFLATION OF TAILGATE EXTENSION MATTRESS

FOR MODELS: PPI-104 and PPI-105, PPI-404 and PPI-405 & PPI-504 and PPI-505 ONLY!

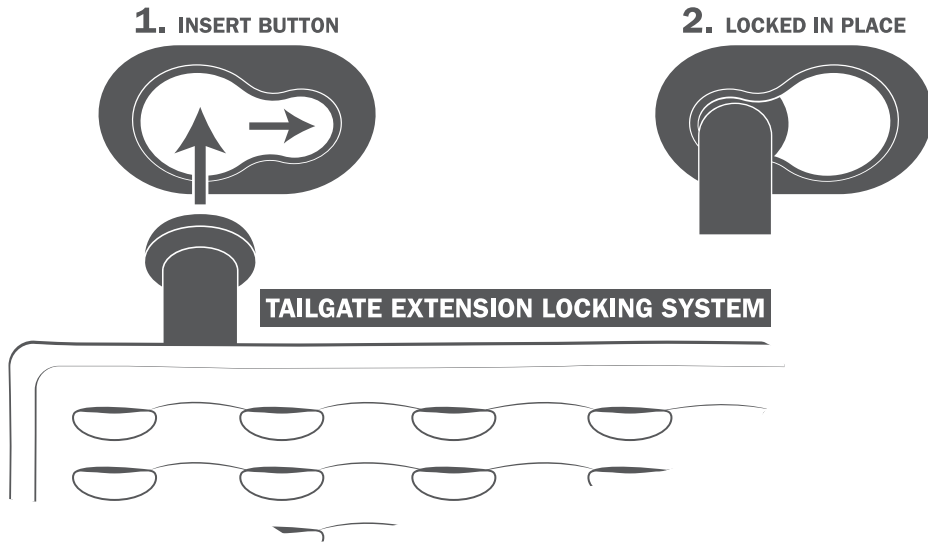
1. Place your tailgate extension mattress on a flat surface free of debris, obstructions and sharp objects.
2. Make sure middle valve **(B)** is inserted into bladder valve **(C)** securely.
3. Insert hand pump nozzle into middle valve **(B)** and inflate to desired firmness.
4. Remove pump and push valve cap **(A)** into middle valve **(B)** firmly.

ATTACHMENT OF TAILGATE EXTENSION MATTRESS

FOR MODELS: PPI-104 and PPI-105, PPI-404 and PPI-405 & PPI-504 and PPI-505 ONLY!

Partially inflate your tailgate extension mattress. Locate the locking system on your AirBedz® and tailgate extension mattress. Follow the directions below.

1. Fully inflate your AirBedz main body mattress.
2. Locate the button which is attached to the tailgate extension.
3. Insert the button into the larger opening of the female clasp located on the AirBedz® mattress.
4. Slide the button to the smaller portion of the clasp so it locks in place.
5. Repeat these steps for the other side.
6. Now fully inflate the tailgate extension with the provided hand pump.
7. Your AirBedz mattress and tailgate extension are now ready to be used.



NOTES

EXCEPT FOR THE EXPRESS LIMITED WARRANTY SET FORTH ABOVE, PITTMAN PRODUCTS INTERNATIONAL MAKES NO EXPRESS OR IMPLIED WARRANTIES IN THIS AGREEMENT OR OTHERWISE. TO THE FULLEST EXTENT PERMITTED BY LAW, PITTMAN PRODUCTS INTERNATIONAL DISCLAIMS ALL WARRANTIES, WRITTEN, EXPRESSED OR IMPLIED, INCLUDING ALL WARRANTIES OF MERCHANTABILITY AND/OR FITNESS FOR A PARTICULAR PURPOSE. PITTMAN PRODUCTS INTERNATIONAL EXPRESSLY DISCLAIMS ANY AND ALL LIABILITY TO PURCHASER FOR ANY CONSEQUENTIAL DAMAGES, DAMAGES FOR LOSS OF USE, LOSS OF PROFITS, PROPERTY DAMAGE, OR ANY OTHER INCIDENTAL, CONSEQUENTIAL OR SPECIAL DAMAGES ARISING OUT OF THIS AGREEMENT OR THEIR OPERATION, FUNCTION OR CHARACTERISTICS OF THE PRODUCTS PURCHASED HEREUNDER. IT IS EXPRESSLY UNDERSTOOD THAT THE LIMITED WARRANTY SET FORTH ABOVE IS THE SOLE AND EXCLUSIVE REMEDY OF PURCHASER. NOT WITHSTANDING THE TERMS OF ANY LIMITED WARRANTY, AND/OR IN THE EVENT ANY LIMITED WARRANTY PROVIDED TO THE PURCHASER FAILS OF ITS ESSENTIAL PURPOSE, IN NO EVENT WILL PITTMAN PRODUCTS INTERNATIONAL ENTIRE LIABILITY TO PURCHASE EXCEED THE PURCHASE PRICE ACTUALLY PAID BY PURCHASER FOR THE PRODUCTS HEREUNDER, OR ANY DEFECTIVE PORTION THEREOF, WHICHEVER IS THE LESSER AMOUNT.

Pittman Products International neither assumes nor authorizes any representative or other person to assume any obligation or liability other than those expressly set forth herein.

YOUR RIGHT UNDER STATE LAW: This warranty gives you specific rights and you may also have other rights, which vary from state to state.

© 2023 Pittman Products International
All rights reserved.

Made in China.

Manufactured pursuant and/or licensed under pending patent applications and one or more of the following United States patents and/or foreign counterparts thereof:

5,966,755 8,234,349 8,468,624 D597,778 D609,520 D593,349.

China Patent No. ZL20109000106

Canadian patent 2,765,309

Australia patent 2010258650

Additional U.S. and foreign patents pending.

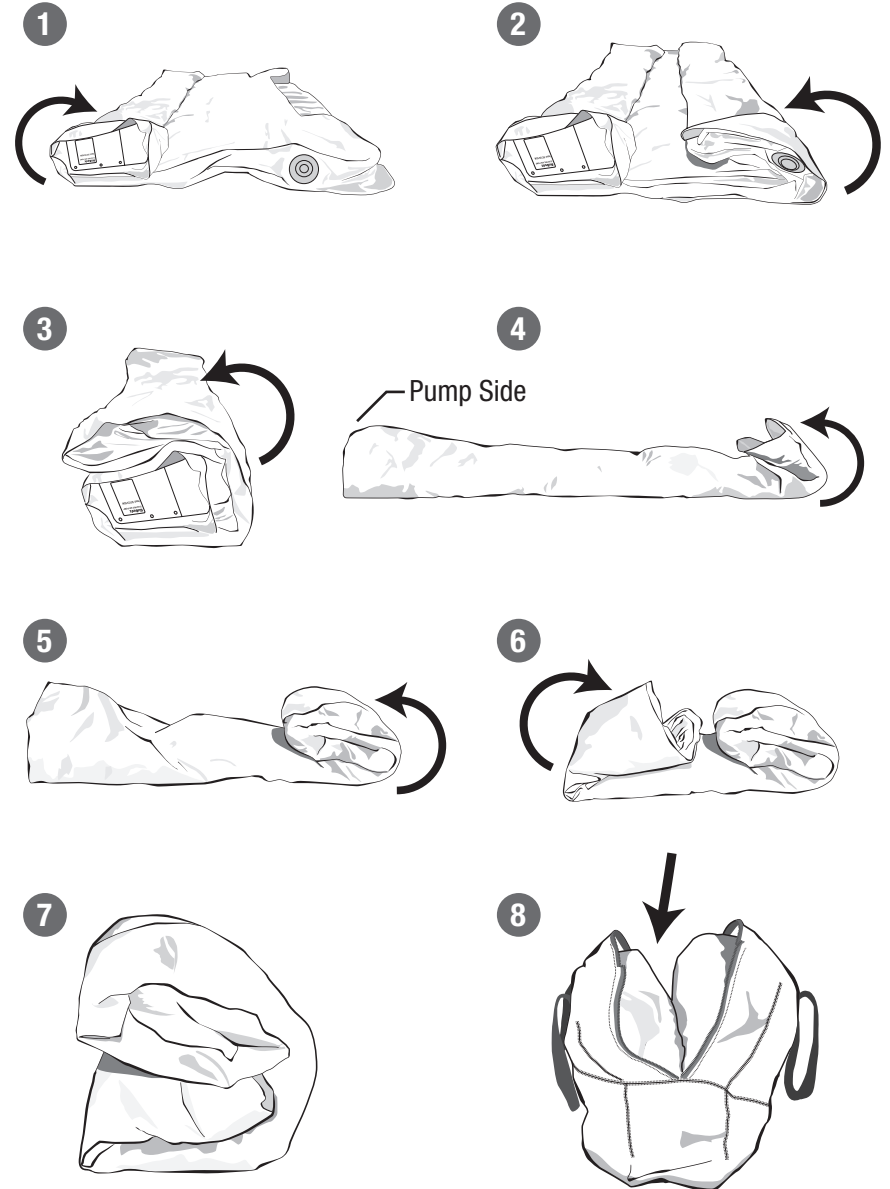
Our Customer Service Department is available Monday - Friday, 9 AM to 4 PM Pacific Standard Time, to answer any questions you may have about your new AirBedz® product please call us toll free at 1 (800) 981-2339. U.S.A. or 1 (657) 275-9100 outside U.S.A. We can also be reached at customerservice@pittmanoutdoors.com.

650 South Jefferson Street, Suite D
Placentia, California 92870
1 (800) 981-2339
www.PittmanOutdoors.com

 **WARNING:** Cancer and Reproductive Harm-
www.p65Warnings.ca.gov

FOLDING INSTRUCTIONS

Upon complete deflation, lay bed on flat surface with sleeping surface facing upwards and fold according to the steps below.



*Bag may vary from illustration

CARE AND MAINTENANCE

1. Inspect your bed before each use.
2. Keep your bed away from any sharp or protruding objects. Large cuts, tears or snags may not be repairable and will not be covered by your warranty.
3. A repair patch kit has been included in case of incidental damage to your bed. Please follow repair instructions carefully.
4. When not in use store bed in a clean, dry place out of extreme temperatures.

CLEANING

DO NOT SUBMERGE MATTRESS IN WATER! For spot cleaning, use a clean damp cloth to wipe the surface of the mattress. Apply a clear liquid dish detergent without dye if necessary. Wet stained area thoroughly; gently massage stained area with detergent. Blot the area to remove staining substance. Rinse thoroughly and blot dry. Allow your bed to air dry completely after cleaning and before storing.

ADDITIONAL INFORMATION

IN CASE OF AIR LEAKAGE

Please check the following if there is an air leak.

1. Is the knob on built in pump turned to the "OFF" position?
2. Is the secondary inflate/deflate valve cap closed?

REPAIRING AN AIR LEAK

A repair patch kit has been included for minor repairs. *(Includes patches and glue)*

1. Wipe bed with mild soap water over area to find possible air leak.
DO NOT SUBMERGE MATTRESS IN WATER! If there is a leak bubbles will form around leakage area.
2. Follow cleaning instructions for leak area.
3. Use included patch kit to cut a suitable sized patch for leak. Make sure to round the edges of repair patch to avoid peeling.
4. Apply glue to patch area and around leakage area.
5. Press patch firmly over the puncture area.
6. Wait 24 hours before inflating.

*To prevent patch from peeling while drying...
It is recommended to tape down patch edges with a light adhesive tape (painter's style tape).*

WARRANTY DISCLAIMER

AirBedz® Original Truck Bed Air Mattresses are warranted against defects in material and workmanship for a period of one year from the date of purchase. Problems covered by the warranty include failure of the pump, seams or the valve. Punctures or wear to the mattress due to use or abuse are not covered. It is normal for an airbed that has been inflated for extended periods to require the addition of air after a few days. Air will be lost from the mattress through the material over time. Also, cooling of the air around the bed will cause the air inside the bed to contract, and the bed will be softer and may need refilling. To receive a replacement air mattress under Pittman Products International's One-Year Warranty, you will need to:

- All returns must have a Returned Goods Authorization number (RGA). Every package must be clearly marked with the RGA number. RGA numbers are good for 30 days from the date of issuance. Products returned without viewable RGA numbers will be refused. No returns on special order, clearance or discounted items. Returned products is subject to a **20% Re-Box/Restocking fee**. Products must be properly packed to prevent shipping damage. All returned product must be shipped pre-paid. The cost of transporting the product to Pittman Outdoors for warranty service/replacement is the responsibility of the purchaser.
- Send entire product to Pittman Products International with a letter stating:
 - The nature of the problem with the bed and the model number.
 - Your name, return shipping address and a daytime phone number.
- Send us a copy of the original sales receipt.
- This warranty is valid for the original retail purchaser from the date of the initial retail purchase and is not transferable.
- **PLEASE NOTE: 90 Day Warranty on Battery Pack.**

The purchase date on the receipt must be within One Year of the date you ship the bed to us. Please ship the bed, letter and copy of receipt via courier (e.g. UPS, FedEx Ground) or Insured Post to:

Pittman Products International
Attn: Returns
650 South Jefferson Street, Suite D
Placentia, California 92870

Pittman Products International is not responsible for returned shipments lost in transit. You are encouraged to use a shipment system that offers you a tracking number. Please allow 6 to 8 weeks for replacement. Customer is responsible for all return shipping costs. Additional warranty information is available at www.PittmanOutdoors.com

