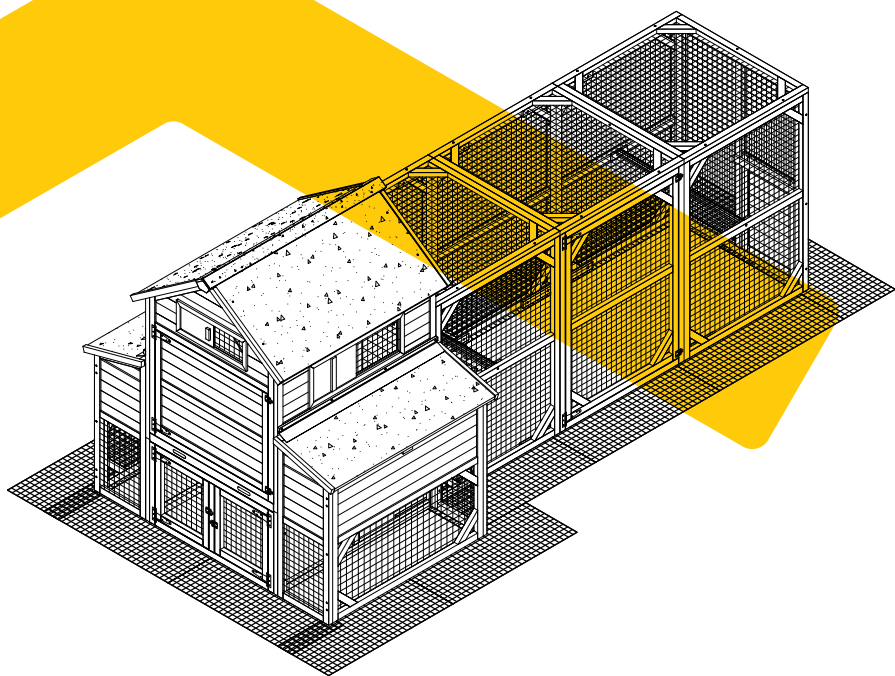


# INSTRUCTION MANUAL

AIR 84



aivituvin

[www.aivituvin.com](http://www.aivituvin.com)

## HARDWARE //

Ties  
56PCS



P1

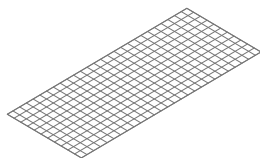
U BRACKET  
28PCS



P2

## PARTS //

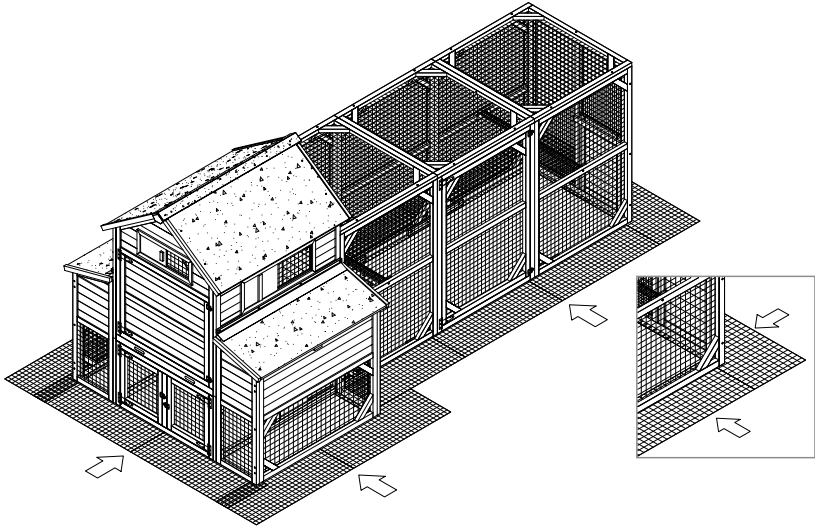
Chicken coop bottom  
extension wire mesh  
14PCS



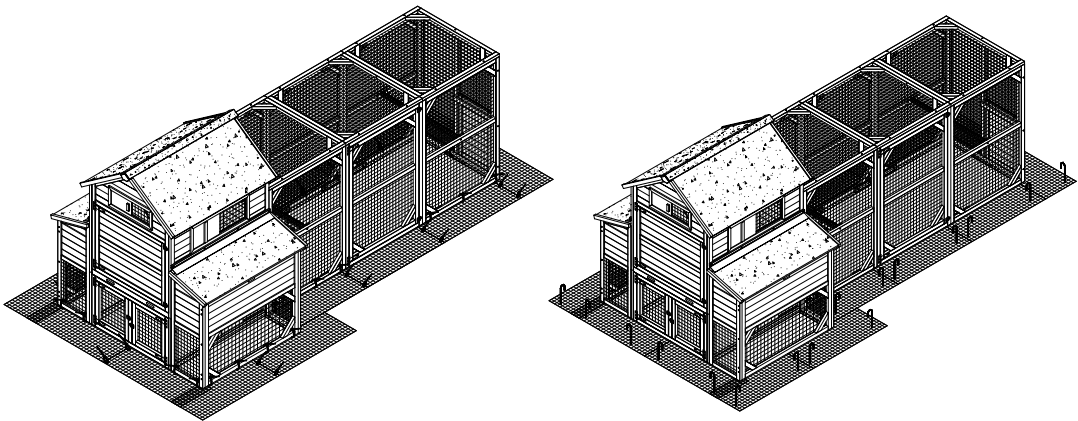
A

## PRODUCT ASSEMBLY //

**01** The wire mesh should be placed under the coop.



**02** Fix the wire mesh to the chicken coop, connect the two wire meshes by P1(4pcs for each wire mesh).  
Fix the wire mesh to the ground by P2 (2pcs for each wire mesh).





**WARNING**

Manufacturer and seller expressly disclaim any and all liability for personal injury, property damage or loss, whether direct, indirect, or incidental, resulting from the incorrect attachment, improper use, inadequate maintenance, or neglect of this product.