


Mercedes-Benz G-Class Suitcase

Read Operation Instructions Carefully Before Use

Mercedes-Benz G-Class Suitcase

Best Ride On Cars

Please read the
installation
instructions
carefully before
installation



Contents


- I. Product Specifications and Parameters
- II. Function and Operation
- III. Care and Maintenance
- IV. Warning
- V. Dimensions of entire car

Product Specifications and Parameters

This product is suitable for the children of 2 years above,
it shall be used under adult supervision!
Product dimensions: 60.3 × 31.6 × 26.2CM
Product maximum load weight: 23kg
Product operating ambient temperature: 0-40 C

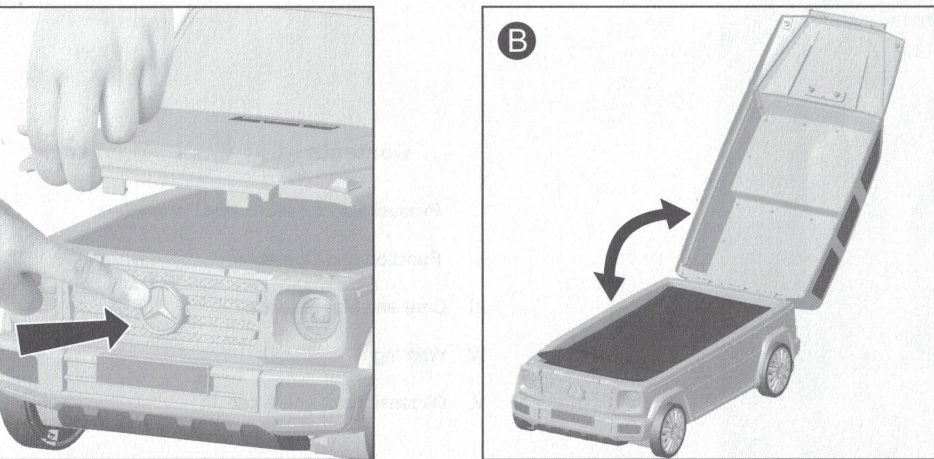
Function and Operation

Function of suitcase



As shown in Fig. A, pull out the handle; as shown in Fig. B and C, it can be used as a suitcase, a good partner for travel.


Function of storage case



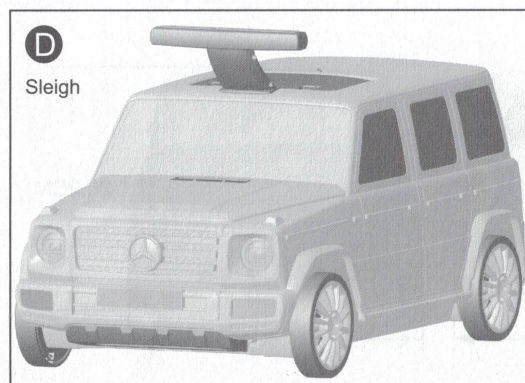
As shown in Fig. A, press the grid by the right hand to open the cover upwards to open the suitcase.

As shown in Fig. B, open the storage case to hold children's toys and clothes in order to cultivate their ability of organization and storage.

3. Function of sleigh



As shown in Fig. A, push two buttons towards the arrow direction, open the hand cover holding cover and then take the handle out. As shown in Fig. B and C, it can be used as a sleigh. (When it is not used, open the handle holding cover and collect the handle according to the method shown in Fig. A and B.)



As shown in Fig. D, children can sit on the sleigh, hold the handle by both hands, and then use their feet to push back, so that it can slide freely.

III. Care and Maintenance.

- 1) Regularly wipe and clean it with a piece of cloth.
- 2) The rotating parts of the car should be checked regularly to determine whether any foreign matter obstructs the rotation and to keep lubricating state of normal operation.

IV. WARNING

(1). BATTERY WARNING

1. This product must be thoroughly checked for safety before allowing a child to use it.
2. It is recommended that children always wear shoes and other protective clothing and equipment (e.g. helmet, gloves, kneepads etc.) during use.
3. This product must only be used on a flat level surface. Do not use it on a public road or near dangerous areas such as steps, uneven ground, water etc.
4. This car must only be used by a single child, maximum load 23kg.
5. Improper use may damage components.
6. The product packaging is not a toy and must be kept away from children. To avoid suffocation, remove all packaging material after product assembly.
7. These instructions contain important information, please retain them after product assembly.

(2). WARNING

⚠ WARNING

To reduce the risk of injury, adult supervision is required at all times. In the interests of safety, **DO NOT** use this product on public roads, near motor vehicles, uneven ground, swimming pools or where there is water. Product must only be used by one child at a time.

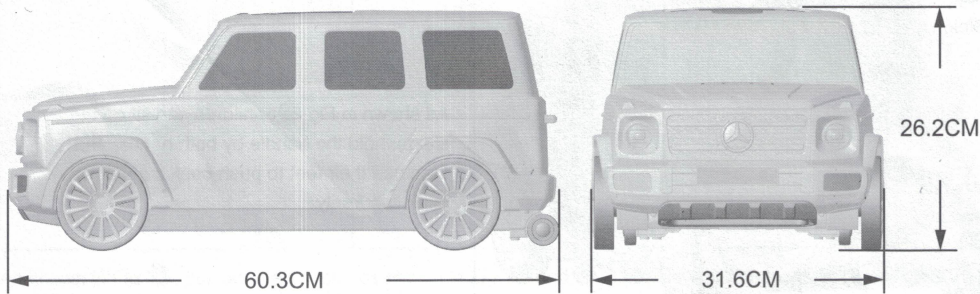
⚠ WARNING

Protective clothing and equipment should always be worn when using this product.

⚠ WARNING

Please keep the product and all parts away from children before full assembly has been completed by a responsible adult. Unassembled product contains small parts and potentially harmful sharp edges.

V. Dimensions of entire car



Assembly Help/Tech Support/Missing Parts

BEST RIDE ON CARS

11937 Denton Dr

Suite # 101

Dallas, TX 75234

Ph:1-888-411-1786

K07-SMS-171-002

002-01