

UNPACKING & ARRANGING YOUR BRAND NEW ARTIFICIAL PLANT


1. Unpack & Stand Plant Upright




2. Bend Down Branches




3. Fluff Out All The Leaves



4. Turn Plant Around; Continue To Style And Fluff Out Foliage Throughout



5. Add Accompanying Setting To Base



6. Place In Setting And Admire!

