

POWERING YOUR *life.*

Model 100594

UPC 817198025322

Warranty 3 Years or 1000 cycles

3200
STARTING WATTS


1600
RUNNING WATTS


ZERO EMISSION  CLEAN POWER

 **16** HR. RUN TIME¹  **1638** WATT HOURS

 **LI-ION TECHNOLOGY**
delivers long-lasting fade-free power

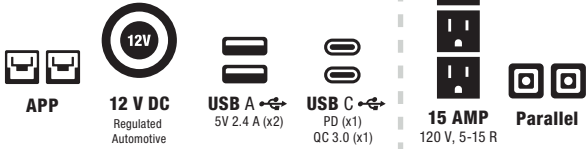
 **ULTRA FAST CHARGE**
recharge to 80% in 2.8 HR. (AC)

 **EXPANDABLE CAPACITY**
add expansion batteries to increase run time

 **PARALLEL READY**
link another power station or gas inverter for increased power

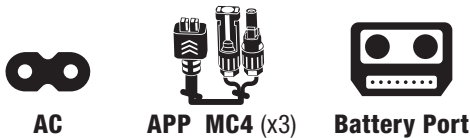
Outlets

DC



AC

Inlets



Specifications

| | |
|--------------------------|------------------------|
| WATTS (Starting) | 3200 |
| VOLTAGE (V) AC | 120 |
| AC AMPS @ 120V (Running) | 13.3 |
| OUTPUT FREQUENCY | 60 Hz |
| GROUNDING TYPE | Neutral Floating |
| PHASE | Single |
| RATED OUTPUT (V) | 46.8 |
| MAX OUTPUT (V) | 54.6 |
| CAPACITY (Wh) | 1638 |
| WARRANTY | 3 Years or 1000 Cycles |



Champion's 1638-Wh portable power station is lithium-ion battery-powered meaning no gas and no emissions. Add solar panels to convert it into a clean solar generator. Parallel with another power station or gas inverter for increased power and run time. Plus, link up to 10 expansion batteries to extend your run time.

Inside the box


POWER STATION
OPERATOR'S MANUAL
AC CHARGE CABLE
EASY CONNECT DC
SOLAR CHARGE
HARNESS


Optional accessories

EXPANSION BATTERY (MODEL 201107)
PARALLEL KIT (MODEL 201108)
SOLAR PANELS

¹*Specifications, descriptions and illustrations are subject to change without notice.

¹Run time is based on 100W per hour.

 **PACKAGE (gross)**
Weight: 50.3 lb.
Size: 17.8 x 14.3 x 15.4 in.

 **PRODUCT (net)**
Weight: 41.9 lb.
Size: 13.9 x 10.8 x 12.3 in.

CHAMPION POWER EQUIPMENT, INC.
12039 Smith Ave., Santa Fe Springs, CA 90670, USA
www.championpowerequipment.com