

OWNER'S MANUAL

MADE IN USA

Pedal Boat Models:
Sun Dolphin - All Models
Water Wheeler 5 & ASL

KL
OUTDOOR
KEEP LIVING

1790 Sun Dolphin Drive
Muskegon, Michigan 49444
phone 231-332-1700
website www.sundolphin.com

sundolphin

Rev 6. 4/6/2022

Congratulations on the recent purchase of your new pedal boat! You have purchased a boat from one of the nations leading manufacturers of small boats. Your boat represents years of commitment to product design, excellence in engineering and quality in manufacturing. With proper care and maintenance your pedal boat should last for many years to come. Please call our helpful and knowledgeable Customer Support Department if you have any questions.

MATERIALS

Your pedal boat is manufactured from High Density Polyethylene (HDPE). It is a very durable material. Our specially formulated HDPE has an ultra-violet inhibitor blended throughout the material to reduce color fade and maintain its strength. Polyethylene is a somewhat flexible material with some memory. This means it has a tendency to return to its original molded shape if distorted. All boats are equipped with closed cell foam for flotation.

BOAT SET-UP

Rudder

It is necessary for you to change the rudder from its shipping position to the operating position. See Photos #1 and #2. Remove the rudder and pin it through the top hole of the rudder so it hangs with the straight side towards the front of the boat. Be sure to secure it with cotter ring.

Adjustable Seats

Two adjustable seats come with Sun Dolphin Sun Slider and Water Wheeler ASL Pedal Boats. Adjust the seat to accommodate your height by placing it in the notched positions. For lounging, simply place seat in the back footwell notches.

Paperwork

Warranty Registration

To properly register your boat with KL Companies for warranty validation please fill out the warranty registration form online at www.sundolphin.com. Please review our full warranty statement. The serial number can be found on the outside of the hull in the back right corner just under the rubrail. See Photo #3.



Photo #1 Shipping Position



Photo #2 Operating Position




Photo #3 Serial Number Location

Manufacturers Statement of Origin (MSO)

You should receive a MSO with your new boat. Some states may require a MSO for proper registration of your boat. If you plan on putting an electric motor on then it may be necessary to register it. Please check with your local dealer or state licensing bureau.

Owner's Manual

Keep your owner's manual for future reference. It is a good idea to write down the following information:

Serial Number _____
Date of Purchase _____
Purchased from _____

Applying Decals

Before applying boat registration decals (if required), clean the area with alcohol or any solvent that does not leave a residue. Make sure solvent is put aside and is dry. Using a propane torch, lightly pass the flame back and forth over the area where the decals will be applied. **Don't try to heat the surface.** This process will enhance the adhesion of the decals.

TRANSPORTING YOUR PEDAL BOAT

Your pedal boat has a covered compartment in the rear. Always face the stern (rear) of the boat towards the direction of travel to prevent the wind from tearing the compartment lid off. If this happens you can contact KL Companies for replacement.

Do not transport with the adjustable seat backs in place. They may bounce out.

CARE AND MAINTENANCE

With minimal care and maintenance, your boat has been designed to provide you with many years of enjoyment.

- Drain any water accumulated between deck and hull. See Photo #4.
- Your pedal boat can be cleaned with warm water and any standard detergents. More difficult stains, such as brackish watermarks may be cleaned with a petroleum based cleaner. Read the manufacturers' instructions carefully before using any cleaner.
- If your boat is used in salt-water environments it is suggested that the boat and components be rinsed thoroughly with fresh water after each use. See optional accessories for salt-water upgrade.
- Your pedal boat comes standard with our exclusive oil impregnated bronze bushings. They are commercial quality and don't need frequent lubricating. After the first few uses you may see a black watermark down the inside of your boat. This is simply the paint on the crank inside the bushing wearing off. This is normal and can be cleaned as above.
- Use some care when beaching the boat. Avoid dragging it across asphalt, concrete or sharp rocks to prevent excessive wear and abrasion to the hull bottom.
- Polyethylene is a somewhat flexible material with some memory. This means it has a tendency to return to its' original molded shape if distorted. If this occurs follow these steps:
 1. Relieve the pressure that caused the dent or distortion by supporting the boat differently or removing gear.
 2. Place the boat in the warm sun. Usually the south side of a building is the warmest spot. As the boat warms up usually (but not always) the boat will return to its original molded shape. This may take a few hours or a couple of weeks depending upon outside temperatures and the degree of distortion.



Photo #4 Drain Plug Location

STORAGE

- If possible, it is best to store your pedal boat inside for the winter. If stored outside custom mooring covers that prevent water and debris from accumulating are available from KL Outdoor. Order online at www.sundolphin.com.
- When storing your boat, open the drain plug and stand it on its front bow to ensure proper drainage. Either store it on its bow or turn it upside down.
- Don't allow water to accumulate between the deck and hull and freeze. Freezing damages the polystyrene flotation foam.
- Don't place the boat on 4x4's or sawhorses. Dents will form in the hull.

OPTIONAL ACCESSORIES

Order online at www.sundolphin.com.

SECURITY MEASURES

WARNING

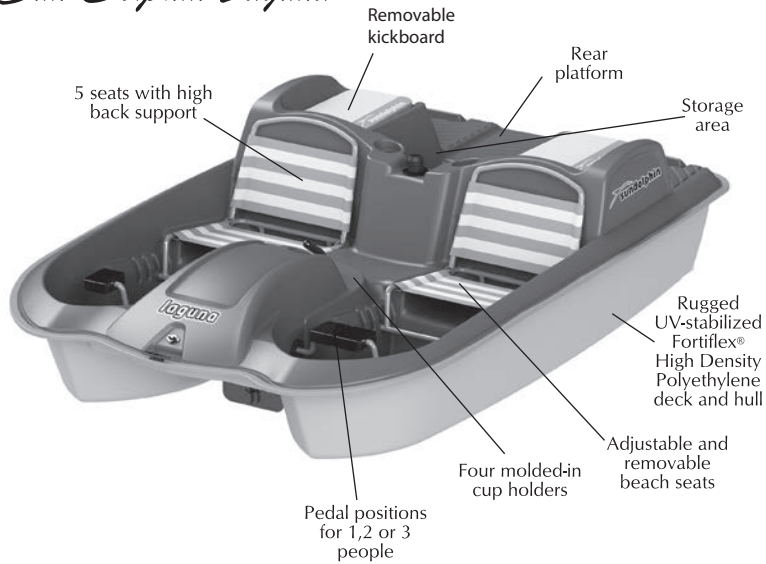
Read the following information before using your pedal boat. Failure to follow the warning precautions below may lead to serious injury including the possibility of death.

- ⚠ **Never exceed the maximum weight capacity.**
- ⚠ **Never exceed your ability:** Assess your physical capability as to how far and how long you can pedal and swim.
- ⚠ **Make sure your drain plugs are secure.**
- ⚠ **Always familiarize yourself with the body of the water where you will be boating:** Learn what hour boating is permitted, whether there are any known hazardous conditions, and where you can get help quickly in case of emergency or accident.
- ⚠ **Always abide by Coast Guard regulations and State and local laws, regulations, ordinances and rules concerning boating and boating safety:** Check with Coast Guard and local authorities concerning proper handling and the proper equipment to be carried on board, such as lights and sound-producing devices.
- ⚠ **Never use or consume alcohol, drugs or any other substance that may affect your coordination, judgment or ability to safely operate the boat.**
- ⚠ **Sound device:** The Coast Guard requires boaters to have a means of signaling other boats of their presence. You should always keep a device such as a whistle in the boat at all times. If possible, attach the sound device to your Personal Flotation Device.
- ⚠ **Never stand up in the boat:** Standing in the boat may cause it to capsize. If the boat should capsize, please note that, in most cases it is far more dangerous to attempt to swim to shore than to stay with the boat.
- ⚠ **Slippery when wet:** The hull material may be slippery when wet. Always wear slip-resistant shoes.
- ⚠ **Hypothermia:** Boating accidents in cold water are very dangerous. Hypothermia (the loss of body heat due to immersion in cold waters) can be deadly. Survival time can be as short as 15 minutes in 35 degree F (2 degree C) water. Dress appropriately for weather conditions, wearing a wet or dry suit if necessary.
- ⚠ **Never allow minors to use this boat without adult supervision:** Never allow any minor to use this boat unless accompanied by an adult.
- ⚠ **Never use this boat alone:** It is best to have someone with you in case of emergency or accident. Also, always tell someone your boating plans, including where you are going, how long you will be gone and how many people you'll be with.
- ⚠ **Never use this boat in severe weather conditions:** Although stable, large waves could cause the boat to overturn.
- ⚠ **Never use this boat in rapids or fast moving currents:** This boat is designed for leisure. The boat could be damaged and (or) the occupants could be severely injured should they attempt to utilize it in any other way.
- ⚠ **Never use this boat after sunset:** This boat is not equipped with horns or lighting equipment required to ensure the safety of its occupants.
- ⚠ **Every passenger should always wear a Coast Guard approved Personal Flotation Device (PFD) when using this boat:** Before going boating, read the PFD manufacturer's information pamphlet regarding the PFD and thoroughly familiarize yourself with how the PFD is to be worn.

FREQUENTLY ASKED QUESTIONS

- 1. Where is the serial number located?** The serial number is located in the back right hand corner on the outside of the hull just below the rubrail. The number will be stamped on a silver plate, starts with KLI and is 12 digits long. See Photo #3.
- 2. There is water inside my boat. Is this normal?** Just like any boat, your boat may take on some water. Because of its flexible nature, a polyethylene boat is prone to accumulate a small amount of water between the deck and hull. Water may accumulate between the deck and hull due to rain, waves and condensation. This is normal, not a defect, and should be drained periodically. Do not return to the retailer. Remove the drain plug located under bow rubrail and tip the boat up to drain. See Photo #4. It is also normal for water to come out where the deck and hull meet if there is an excessive amount of water. Replace the drain plug by inserting a Phillips head screw driver in the hole in the plug and push the plug into the hole. Remove battery before draining your boat.
- 3. There is black oil coming out of my bushings and running into the footwell. Is this normal?** After the first few uses you may see a black watermark down the inside of your boat. This is simply the paint on the crank inside the bushing wearing off. This is normal and can be cleaned with warm water and any standard detergents.
- 4. How should I store my boat in the winter?** See Storage.
- 5. What can I do if dents form in the hull from improper storage?** Expose the dent to warm sunlight preferably on the south side of a building. As the plastic warms it will usually (but not always) return to its molded shape. This process may take one day to two weeks.

Sun Dolphin Laguna



Lifetime Limited Warranty

Specifications

Length	94"	239 cm
Width	65"	165 cm
Height	23"	59 cm
Weight	120 lbs.	54 kg
Capacity	459 lbs.	208 kg

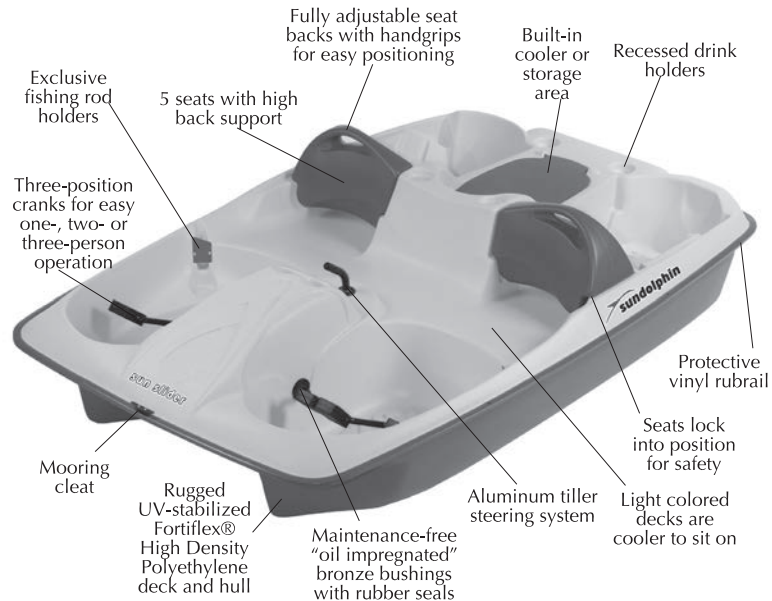
Sun Dolphin Sun Slider

Specifications

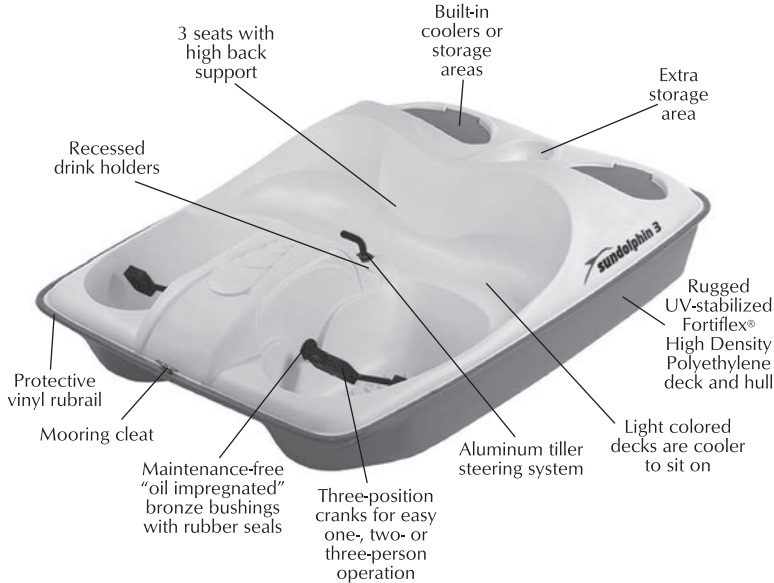
Length	96"	244 cm
Width	65"	165 cm
Height	24½"	62 cm
Weight	117 lbs.	53 kg
Capacity	530 lbs.	240 kg

ALSO FEATURES:

- Super tough paddle wheel
- Sealant tape between deck and hull
- Closed cell polystyrene foam flotation



Sun Dolphin 3 Seater Features



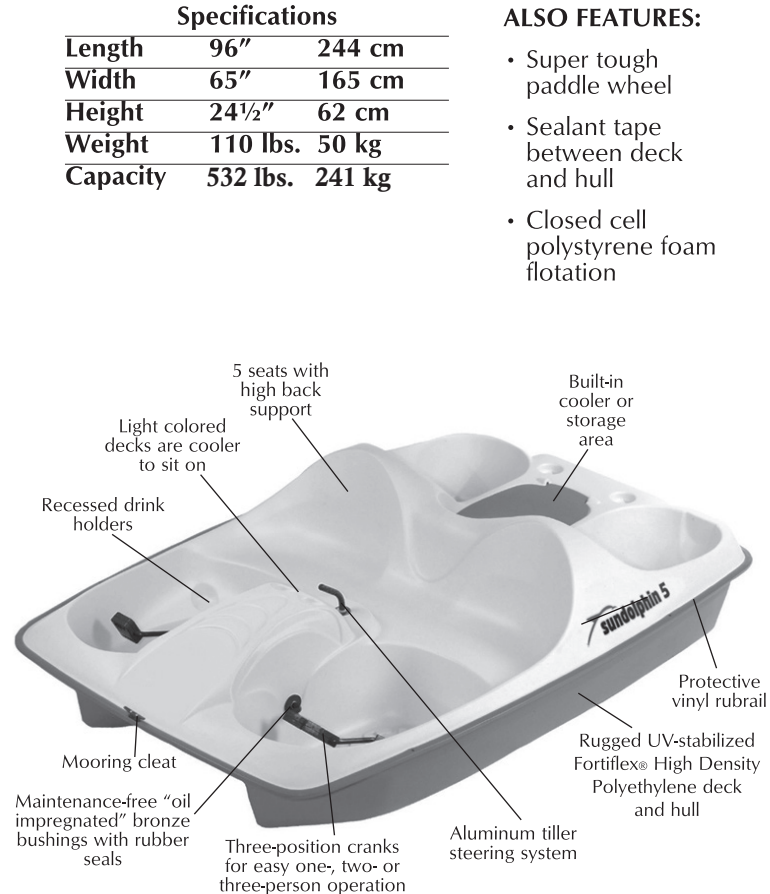
ALSO FEATURES:

- Super tough paddle wheel
- Sealant tape between deck and hull
- Closed cell polystyrene foam flotation

Specifications

Length	86"	218 cm
Width	62"	157 cm
Height	23"	58 cm
Weight	100 lbs.	45 kg
Capacity	373 lbs.	169 kg

Sun Dolphin 5 Seater Features



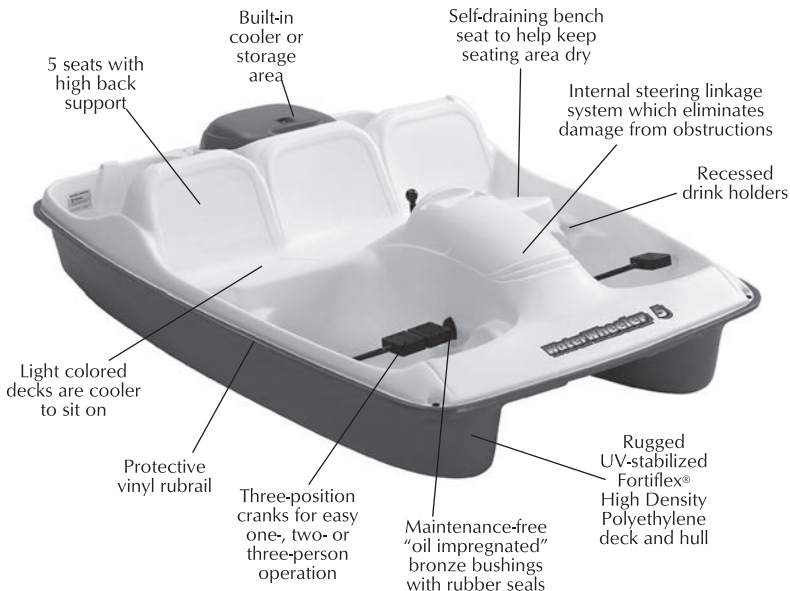
Specifications

Length	96"	244 cm
Width	65"	165 cm
Height	24½"	62 cm
Weight	110 lbs.	50 kg
Capacity	532 lbs.	241 kg

ALSO FEATURES:

- Super tough paddle wheel
- Sealant tape between deck and hull
- Closed cell polystyrene foam flotation

Water Wheeler 5 Features



ALSO FEATURES:

- Super tough paddle wheel
- Sealant tape between deck and hull
- Closed cell polystyrene foam flotation

Specifications

Length	94"	239 cm
Width	65"	165 cm
Height	24"	61 cm
Weight	110 lbs.	50 kg
Capacity	545 lbs.	247 cm

Water Wheeler ASL Features

Specifications

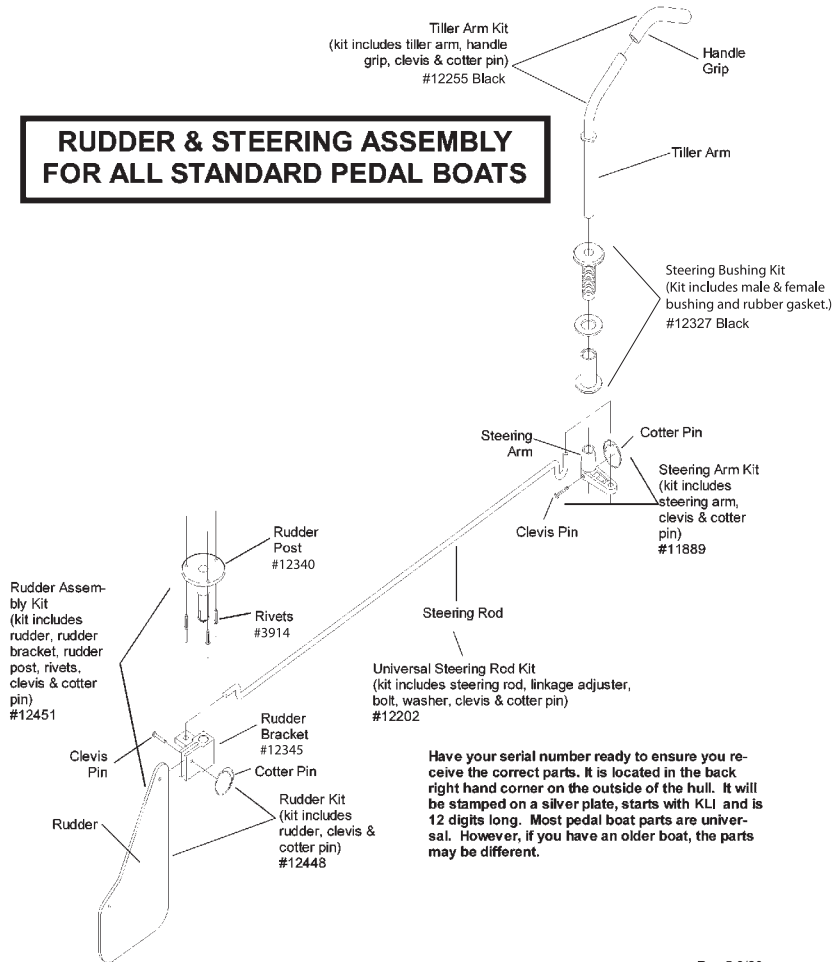
Length	94"	239 cm
Width	65"	165 cm
Height	27"	69 cm
Weight	130 lbs.	59 kg
Capacity	545 lbs.	247 cm

ALSO FEATURES:

- Super tough paddle wheel
- Sealant tape between deck and hull
- Closed cell polystyrene foam flotation

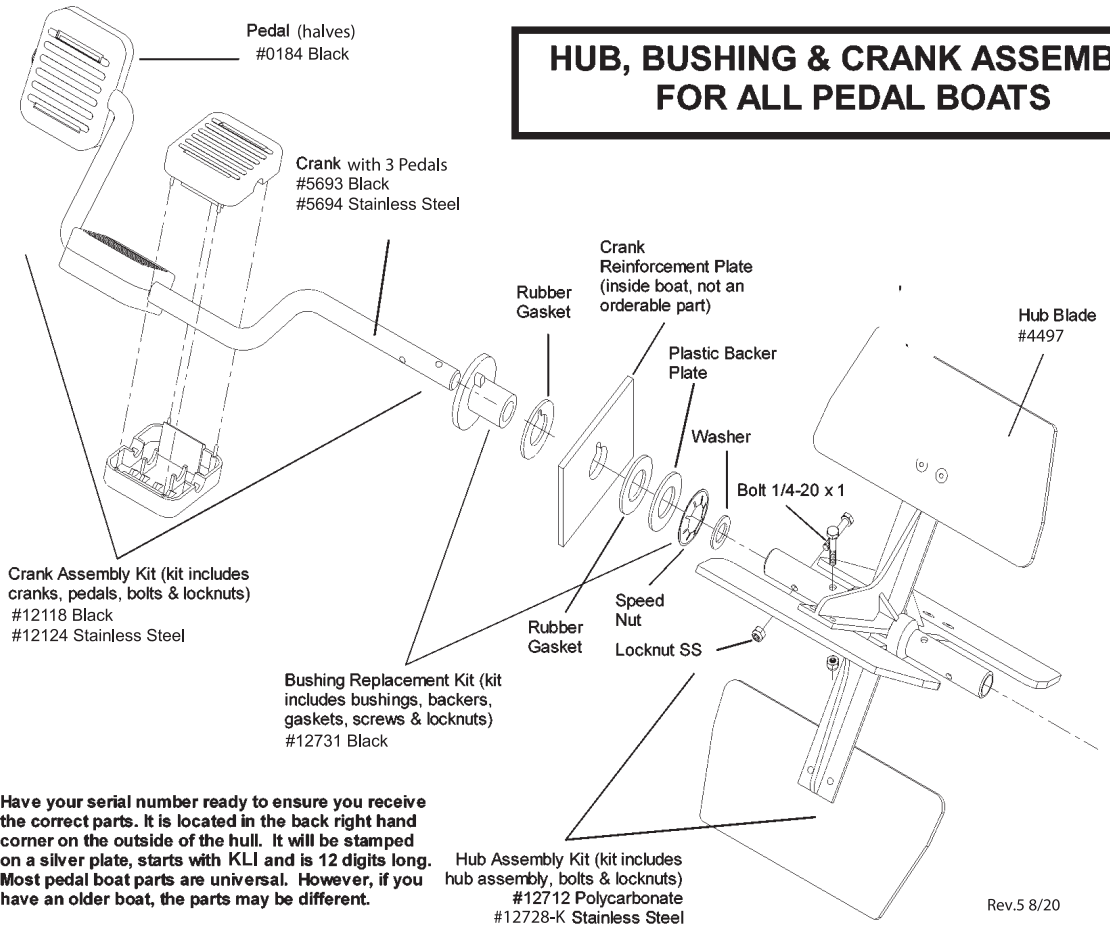


RUDDER & STEERING ASSEMBLY FOR ALL STANDARD PEDAL BOATS



Have your serial number ready to ensure you receive the correct parts. It is located in the back right hand corner on the outside of the hull. It will be stamped on a silver plate, starts with KLI and 12 digits long. Most pedal boat parts are universal. However, if you have an older boat, the parts may be different.

HUB, BUSHING & CRANK ASSEMBLY FOR ALL PEDAL BOATS



Crank Assembly Kit (kit includes cranks, pedals, bolts & locknuts)
#12118 Black
#12124 Stainless Steel

Bushing Replacement Kit (kit includes bushings, backers, gaskets, screws & locknuts)
#12731 Black

Have your serial number ready to ensure you receive the correct parts. It is located in the back right hand corner on the outside of the hull. It will be stamped on a silver plate, starts with KLI and is 12 digits long. Most pedal boat parts are universal. However, if you have an older boat, the parts may be different.

Hub Assembly Kit (kit includes hub assembly, bolts & locknuts)
#12712 Polycarbonate
#12728-K Stainless Steel

LIMITED LIFETIME WARRANTY

GENERAL INFORMATION

Your KL Outdoor product represents years of commitment to product design, excellence in engineering and quality in manufacturing. With proper care and maintenance, your KL Outdoor product should last for many years to come. If you have any questions or need technical support, please go to the "Contact Us" section of our website at www.sundolphin.com or contact our Customer Service Department at 231-332-1700.

Do not return your KL Outdoor Product to the retailer. If you have any questions regarding a product, please first contact us. In order to provide you with efficient and accurate service, please have the following information available: model and serial number, date and proof of purchase.

PLEASE, ALWAYS REMEMBER TO WEAR A PROPER PERSONAL FLOATATION DEVICE WHEN USING OUR BOAT PRODUCTS. ALWAYS CHECK WEATHER CONDITIONS, OBSERVE ALL COAST GUARD SMALL CRAFT WARNINGS, AND PROPERLY SUPERVISE CHILDREN USING BOAT PRODUCTS.

HOW TO REGISTER YOUR BOAT

This Limited Lifetime Warranty is not valid unless registration is submitted within 30 days of retail purchase. Please register your Product via our website at www.sundolphin.com.

TERMS OF LIMITED LIFETIME WARRANTY

KL Outdoor's Limited Warranty is subject to the Exclusions and Limitations set forth below and is valid only if the product i) is properly cared for and maintained, in accordance with the applicable user manual, and ii) is used for the intended purpose for which it was designed.

KL Outdoor warrants to the original owner of any KL Outdoor product purchased from an authorized dealer or retail outlet, for the period set forth below with respect to the applicable product ("Product Warranty Term"), against any defects in workmanship. Products with valid claims for such defects will be repaired or replaced, without charge, at the purchasers' local authorized dealer or at KL Outdoor. This warranty is non-transferable.

PRODUCT WARRANTY TERM*

Boat Deck and Hull: Limited Lifetime to the original owner only; Boat components: one (1) year; Outta Site Hunting Blinds: one (1) year

*Subject to Exclusion and Limitations below. Product Warranty Term is measured from date of purchase.

EXCLUSIONS AND LIMITATIONS

This warranty does not cover:

1. Damage caused by accidents, vandalism, abuse, misuse, neglect or carelessness.
2. Any defect cause by alteration or modification.
3. Any product used for rental or commercial purposes.
4. Damage caused by Mother Nature, environmental conditions or other causes beyond the control of KL Outdoor, including without limit sun-exposure fade.
5. Deterioration from normal wear or exposure.
6. Any defect which would not have occurred if instructions in the owner's manual had been properly followed.
7. Abrasion damages to the deck or hull of any boat product or other products.
8. Damages incurred in possession of a freight company or any other third party.
9. Loss of electronic devices. We do not have any water proof compartments in our boats and caution should be taken when bringing any electronic devices in any boat product.

THIS LIMITED WARRANTY IS EXCLUSIVE AND IS IN LIEU OF ANY AND ALL OTHER WARRANTIES, INCLUDING WITHOUT LIMIT ANY WARRANTY OF MERCHANTABILITY, FITNESS FOR A PARTICULAR PURPOSE, OR OTHER WARRANTY OF QUALITY, WHETHER OR NOT EXPRESS OR IMPLIED.

CLAIMS PROCEDURE

The return of any KL Outdoor product subject to a valid Limited Warranty claim will not be accepted without a return authorization number. The retailer can obtain this number by contacting our Customer Service Department.

Any claim under this Limited Warranty must be communicated via our website at www.sundolphin.com or by contacting Customer Service. Please have the following information available: model, serial number, proof of purchase and photos of the defect. KL Outdoor will evaluate the information and determine if it is a valid defect in workmanship prior to issuing a return authorization number.

KL Outdoor reserves the right to discontinue and make changes in any of its products. In the event that products covered by this Limited Warranty are not available, KL Outdoor shall have the right to substitute products at KL Outdoor's sole discretion of comparable grade, quality or price.

Waiver of one or more claims procedures shall not act to void or waive any other term of this Limited Warranty or any future occurrence of the provision waived.

Freight to and from your local dealer, retailer or KL Outdoor is at the owner's expense. KL Outdoor is not responsible for any damages incurred in transport, for storing or for inconvenience or loss of time or money while repairs or replacements are being made.

LIMITATION OF LIABILITY

ALL INCIDENTAL, SPECIAL, AND/OR CONSEQUENTIAL DAMAGES are excluded from this Limited Warranty. Implied warranties, to the extent prohibited from exclusion hereunder by a specific State law, are limited to the Product Warranty Term of this Limited Warranty in such State jurisdictions. To the extent a specific State does not allow i) limitations on how long an implied warranty lasts, or ii) the exclusion or limitation of incidental or consequential damages, then the above limitations or exclusions may not apply to you provided you are otherwise subject to such State jurisdiction. This Limited Warranty gives you special legal rights and you may also have other legal rights which may vary from state to state to the extent not limited hereunder.

This Limited Warranty only covers products within the continental United States, Canada and Mexico. No warranty is offered on any KL Outdoor Product sold in any other country.